

VauxhallConnect

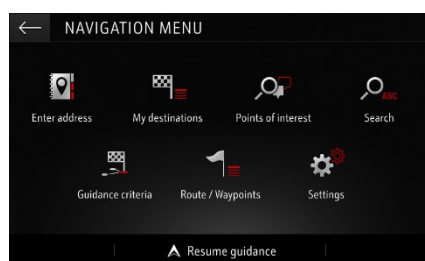
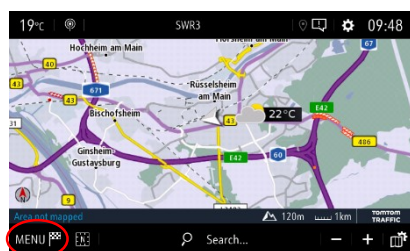
Live Navigation

Road Safety Alerts

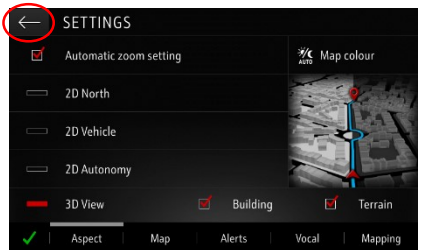
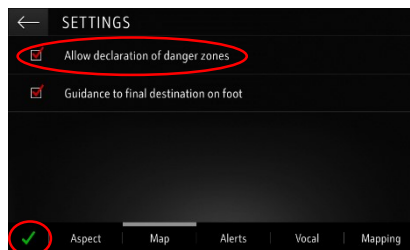
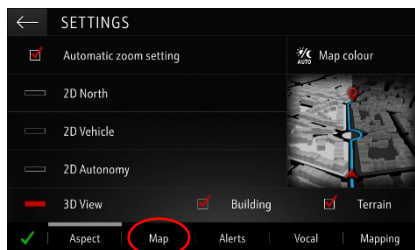
Benefit from the Live Navigation Service "Road Safety Alerts"⁽¹⁾ and subscribe to it in our Vauxhall Connect Store (please see Live Navigation "Activation Guide"). Upon activation follow the steps below to activate and display Road Safety Alerts in your car.

Start your vehicle and wait until the infotainment system is fully started. You will need to ensure your vehicle is parked in an open area with good GPS & network coverage. Avoid, remote areas, as well as indoor, or underground car parks.

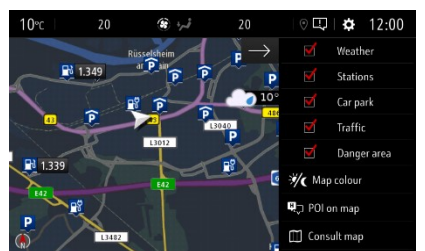
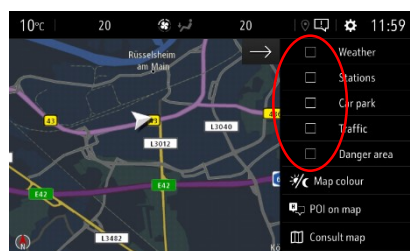
- 1 Check if "TomTom Traffic" appears on the lower right of the navigation screen.
- 2 Open the navigation menu...
- 3 ...and tap on settings to open the settings menu.



- 4 Open the map settings...
- 5 ...activate the road safety alerts and confirm by tapping the green tick
- 6 Return to the navigation screen ...



- 7 ...and tap on the options icon...
- 8 ... to select the services you want to be displayed ...
- 9 ... on the map.



Your navigation system will now show the selected services on the navigation screen.

¹ A list of countries "Road Safety Alerts" is available for can be found in the service description in the Vauxhall Connect Store. Please use the service only in compliance with the specific law and regulations of the country you are in.

