



LCV Range

Price Guide

Price and Specification Guide
11 December 2023 | Model Year 2024A (70)



New Combo Electric

Including Diesel Range

Contents

To find the information you want use the links below to navigate around the guide:

Models

Prices

Features/options

Infotainment

Exterior colours

Specifications

Glossary of terms

Further information

The new Combo has a stylish new look, featuring the now familiar vizzor front-end together with a totally refreshed cockpit and infotainment systems that include new touchscreen technology and wireless smartphone connectivity. The new Combo not only looks the business, it does the business. Hard-working, rugged and as practical as ever,

it's designed to get the job done. There's now a total of up to 18 advanced driver assistance and safety systems and the availability of an improved and now UK-built, fully electric model plus powerful yet efficient diesel engines. We're delighted you're considering the purchase of a new Combo and hope this guide will help you make the right choice for your business.



Prime




16-inch steel wheel with centre cap.

16-inch alloy wheel (extra cost option).*



Panel Van.



Crew Van.

Standard Prime features include:

Infotainment

- Smartphone station
 - DAB digital radio
 - Bluetooth®
 - USB connection
- Two speakers
- Vauxhall Connect

Interior convenience/styling

- Steering column adjustable for reach and rake
- Full-width overhead storage shelf
- Air conditioning
- Driver's top-lidded glovebox
- Cruise control with speed limiter
- 12v socket in dashboard
- Steering wheel mounted audio controls
- Six-way adjustable driver's seat with lumbar adjustment
- Hard plastic floor protection in cabin (Diesel)
- Carpeted floor in cabin (Electric)
- Four-way adjustable passenger seat

Exterior convenience/styling

- Electrically adjustable/heated door mirrors
- Electrically operated front windows with one-touch facility
- Nearside sliding side-access door
- Nearside and offside sliding side-access doors (XL)
- Asymmetrical solid panel rear doors
- Emergency tyre inflation kit
- Side-protection mouldings
- 16-inch steel wheels with centre caps

Safety/security

- Rear parking distance sensors
- Lane keep assist
- Intelligent speed assistance
- Driver attention alert
- High beam assist
- Automatic lighting control
- Advanced emergency braking system
- Electronic stability programme with traction control
- Anti-lock braking system
- Manual parking brake (Diesel)
- Electronic parking brake (Electric)
- Driver and front passengers' airbags
- Side-impact airbags
- Height-adjustable front seatbelts
- Full-height steel bulkhead with clothes hook
- Hill start assist
- Halogen headlights with daytime running lights
- Remote control central deadlocking
- Engine deadlock immobiliser

Crew Van Prime

Additionally feature

- Three-seat second-row bench
- Vinyl load floor covering
- Rear lap and diagonal seatbelts
- Two-position moveable ladder frame bulkhead
- Foldable four-way adjustable passenger's seat with armrest
- Four-way adjustable passenger seat with storage/trays on back of seat

*For more details see Exterior style, click [here](#)

Pro



16-inch steel wheel with full-diameter wheel trim.

16-inch alloy wheel (extra cost option).*



Features over and above Prime:

Infotainment

- Multimedia Pro Navi
 - 10-inch colour touchscreen
 - Satellite navigation system
 - 2D/3D street level mapping
 - Points-of-interest search
 - Eco routing
 - Map updates via USB
 - Natural voice recognition
- Two speakers and two front tweeters

Interior convenience/styling

- 10-inch digital instrument cluster
- FlexCargo Pack
 - Dual front passengers' fixed bench seat
 - Fold-flat centre seat backrest with table
 - Two-way foldable outer seat
 - Load-through bulkhead
 - Electronic parking brake
- Lidded glovebox
- PVC floor covering in cabin

Exterior convenience/styling

- Matrix LED headlights with integrated daytime running lights
- Body-colour front and rear bumpers
- Body-colour door handles
- Body-colour sliding door rail cover
- Black painted side-protection mouldings
- Black painted door mirrors
- 16-inch steel wheels with full-diameter wheel trims
- Front fog lights
- Electrically foldable door mirrors

Safety/security

- Dynamic surround view
 - Digital rear view mirror and lateral side view
 - Blind spot detection
 - Front and rear parking distance sensors
 - Flankguard detection of fixed obstacles
 - Visiopark 180° rear parking camera
- Rain-sensitive windscreen wipers
- Remote control security alarm system

Prices/Weights*

Electric	LCDV Code	Minimum Mass (kg)**	Maximum indicative payload (kg)**	Gross Vehicle Weights (GVW) (kg)	Plated weights (kg)		Towing weights (kg) Braked	Plated Gross Combination Weights (GCW) (kg)	Price (£) exc. VAT	On-the-road RRP before PiVG (£) exc. VAT	On-the-road RRP after PiVG (£) exc. VAT
					Front axle	Rear axle					
Prime Panel Van											
2300 100kW (136PS) auto – 50kWh battery	2GK91C4ZIFTOA070	1665	780	2390	1200	1400	750	3140	28,550.00	29,300.00	26,800.00
XL Prime Panel Van											
2300 100kW (136PS) auto – 50kWh battery	2GK95C4ZIFTOA070	1707	753	2385	1200	1400	750	3135	29,500.00	30,250.00	27,750.00
Pro Panel Van											
2300 100kW (136PS) auto – 50kWh battery	2GK91C4ZIFT09Q70	1682	780	2410	1200	1400	750	3160	30,850.00	31,600.00	29,100.00
XL Pro Panel Van											
2300 100kW (136PS) auto – 50kWh battery	2GK95C4ZIFT09Q70	1724	751	2400	1200	1400	750	3150	31,800.00	32,550.00	30,050.00
XL Prime Crew Van											
2300 100kW (136PS) auto – 50kWh battery	2GK9SL7ZIFTOA070	1804	721	2450	1200	1400	750	3200	31,100.00	31,850.00	29,350.00

Please note: On-the-road recommended retail prices (RRP) include number plates and delivery to Retailer of £695.00 exc. VAT (£834.00 inc. VAT) and new vehicle first registration fee of £55.00 (correct at time of publication). Excludes fuel and insurance. Price has been calculated using manufacturer estimates and includes an OZEV grant of up to £2,500.00 which has been deducted from the price of the vehicle (OZEV Grant not available in the Isle of Man). The grant is a government incentive and is subject to withdrawal prior to delivery of your vehicle. Retailers may be required to carry out more than one credit check during the course of the order process. You may be required to place a deposit when placing your order with your supplying Retailer. In the event of a price change, deposit refunds will be governed by your supplying Retailer's policy and as such must be discussed with the supplying Retailer.

Gross plated weights (including axle weights) quoted on the vehicle plate are to UK plated weight specification and must never be exceeded.

*Provisional data. **Minimum Mass for standard vehicles will vary according to the vehicle specification (including trim, options and accessories) with a corresponding variation in payload.

Prices/Weights Euro 6D (6.4)*

Diesel	LCDV Code	Minimum Mass (kg)**	Maximum indicative payload (kg)**	Gross Vehicle Weights (GVW) (kg)	Plated weights (kg)		Towing weights (kg) Braked	Plated Gross Combination Weights (GCW) (kg)	Price (£) exc. VAT	On-the-road RRP (£) exc. VAT
					Front axle	Rear axle				
Prime Panel Van Euro 6D (6.4)										
2300 1.5 (100PS) Turbo D	2GK91C4P6KTOA070	1463	982	2370	1200	1400	1000	3370	20,850.00	21,920.00
2300 1.5 (130PS) Turbo D auto	2GK91C4P41TOA070	1476	984	2385	1200	1400	1000	3385	23,250.00	24,320.00
XL Prime Panel Van Euro 6D (6.4)										
2300 1.5 (100PS) Turbo D	2GK95C4P6KTOA070	1516	939	2380	1200	1400	1030	3430	21,800.00	22,870.00
2300 1.5 (130PS) Turbo D auto	2GK95C4P41TOA070	1522	953	2400	1200	1400	1000	3400	24,200.00	25,270.00
Pro Panel Van Euro 6D (6.4)										
2300 1.5 (100PS) Turbo D	2GK91C4P6KT09Q70	1483	982	2390	1200	1400	1000	3390	23,150.00	24,220.00
2300 1.5 (130PS) Turbo D	2GK91C4P4KT09Q70	1475	990	2390	1200	1400	1000	3390	24,100.00	25,170.00
2300 1.5 (130PS) Turbo D auto	2GK91C4P41T09Q70	1493	982	2400	1200	1400	1000	3400	25,550.00	26,620.00
XL Pro Panel Van Euro 6D (6.4)										
2300 1.5 (100PS) Turbo D	2GK95C4P6KT09Q70	1539	936	2400	1200	1400	1030	3430	24,100.00	25,170.00
2300 1.5 (130PS) Turbo D auto	2GK95C4P41T09Q70	1548	927	2400	1200	1400	1000	3400	26,500.00	27,570.00
XL Prime Crew Van Euro 6D (6.4)										
2300 1.5 (100PS) Turbo D	2GK9SL7P6KTOA070	1598	827	2350	1200	1400	1080	3430	23,400.00	24,470.00

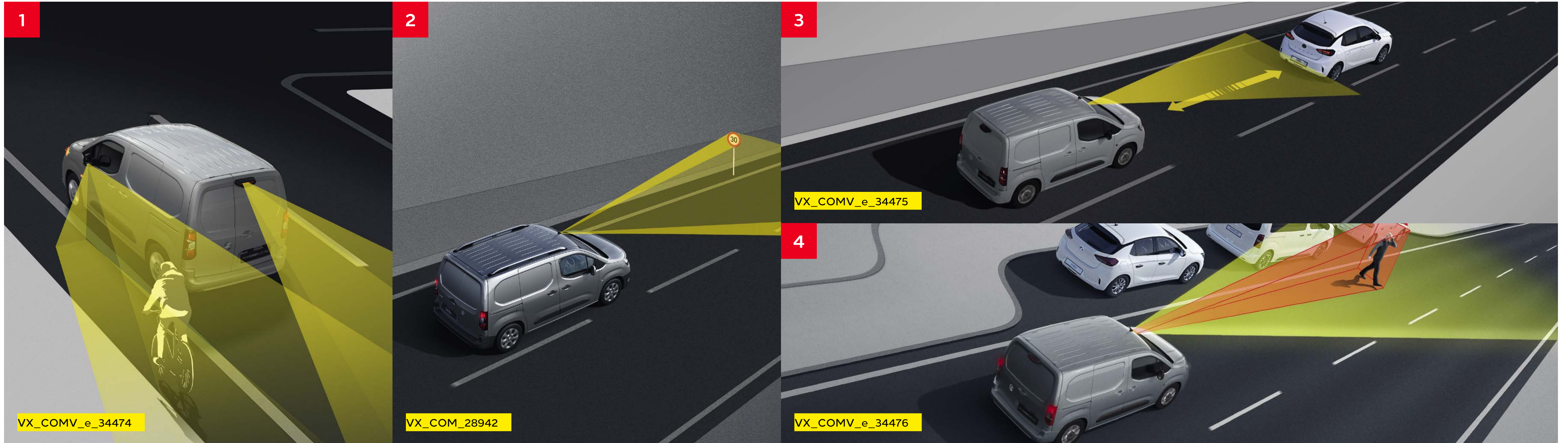
Please note: On-the-road recommended retail prices (RRP) include number plates and delivery to Retailer of £695.00 exc. VAT (£834.00 inc. VAT), 12 months' Vehicle Excise Duty and new vehicle first registration fee of £55.00. Excludes fuel and insurance.

VAT reclaimable status requires a minimum 1-tonne payload for Crew Vans in accordance with HMRC guidance. Crew Vans with a payload of less than 1-tonne may be eligible for VAT reclaimable status, subject to further HMRC assessment. Customers are advised to consult their local HMRC office or visit www.gov.uk/government/organisations/hm-revenue-customs for further details in relation to VAT reclaimable status. Payload calculations should take into consideration local UK Specification and Trim Level. Ordered options may also impact payload.

Gross plated weights (including axle weights) quoted on the vehicle plate are to UK plated weight specification and must never be exceeded. Unbraked towing weight 600kg – all models.

*Provisional data. **Minimum Mass for standard vehicles include coolant, oil and 90% full fuel tank. They will vary according to the vehicle specification (including trim, options and accessories) with a corresponding variation in payload.

Safety features



1. Dynamic surround view

Incorporates a digital rear-view mirror with cameras above the rear door and in the nearside exterior door mirror, extending the view of traditional rear view mirrors.

The system features include:

Side blind spot detection – Enables the driver to clearly see obstacles on the nearside.

Visiopark 180° rear parking camera – Working with the parking sensors enables safer reversing as the driver is now able to view a larger area via the digital display screen. Automatically activates when reverse gear is engaged or the rear doors are opened.

2. Intelligent speed assistance

Recognises speed limit signs and visually warns the driver of local restrictions followed by an acoustic warning if the limit is exceeded.

High beam assist*

Switches the headlights between high beam and dipped beam automatically to avoid blinding other drivers.

Lane keep assist*

If the driver has not actively steered or signalled, the system performs corrective steering actions to help prevent the vehicle crossing painted boundary lines or road side edges.

3. Active cruise control with stop and go facility

Maintains the speed set but if a slower vehicle is detected ahead, the system will automatically lower the vehicle speed to keep a safe distance – 19mph minimum with manual transmission. For models with automatic transmission, the system will bring the vehicle to a complete standstill if required.

Driver attention alert*

Monitors your time behind the wheel and sends a warning after two and three hours continuous driving. The system continues to analyse driving patterns via the front camera and steering wheel

movements, and then warns you when it's time to take a quick break.

4. Forward collision alert incorporating Advance Emergency Braking System (AEBS)

This system alerts the driver of a potential collision through a combination of visual and then audible warnings. Should the driver fail to react, autonomous emergency braking is triggered to help mitigate/avoid the impact by reducing the speed of the vehicle. AEBS provides additional assistance to optimise braking performance while a dynamic brake support function boosts pressure to help further minimise stopping distances.

Features/options

Model specific features/options	Option code*	Prime	Prime Electric	Pro	Pro Electric	Prime Crew Van	Prime Electric Crew Van
Safety							
Driver and front passenger airbags, side-impact airbags and curtain airbags		●	●	●	●	●	●
Two-position moveable ladder frame bulkhead						●	●
Security							
Remote control ultrasonic security alarm system	AB13	£225	£225	●	●	£225	£225
Driver assistance							
Magic wash system – Mounted in the front windscreen wipers, the system is designed to more effectively distribute water and reduce wastage. Using nozzles located above the wiper blades, fluid is distributed as the wiper sweeps the windscreen. This avoids the ‘temporary blindness’ of more conventional bonnet mounted systems between fluid release and wiper sweeping, improving visibility		●	●	●	●	●	●
Access and Go Pack – Keyless access/Wireless charging/Automatic climate control/Electronic parking brake	J682	£500	£400				
Drive Assist Pack – Highway integrated assist/Adaptive cruise control with Stop and Go/Lane positioning assist/Extended panels recognition	ZVLO	£1,250	£1,250				
Floor-mounted handbrake lever		●				●	
Electronic parking brake			●	●	●		●
Rear parking distance sensors		●	●	●	●	●	●
City Pack with dynamic surround view – Front and rear parking distance sensors/Dynamic rearward vision by camera – camera located on the top of rear door with cabin visibility on 5-inch screen on the rear-view mirror/Visual park assist/Side vision by camera/Blind spot detection/Flankguard detection of fixed obstacles/Front fog lights/Visio-Park/Foldable door mirrors – Not available with Asymmetric glazed rear doors	N202	£1,050	£1,050	●	●		

*Optional at extra cost excluding VAT.

Features/options

Model specific features/options	Option code*	Prime	Prime Electric	Pro	Pro Electric	Prime Crew Van	Prime Electric Crew Van
Interior convenience							
Winter Pack** – Leather-covered heated steering wheel/Heat pump/ Automatic air conditioning and recirculation system	J6SR		£550		£550		£550
Exterior convenience							
11kW three-phase on-board charger with mode-3 7kW cable (added at POE)	LZ04		£350		£350		£350
16-inch steel spare wheel – In lieu of emergency tyre inflation kit	LV00	£105	£105	£105	£105	£105	£105
Mechanical							
Worksite Kit Pack – Increased ground clearance/Engine protection/ Reinforced mud and snow tyres/Spare wheel/Grip control	GA03	£450	£450			£450	£450
Exterior lighting							
Automatic lighting control		●	●	●	●	●	●
Matrix LED headlights with integrated daytime running lights				●	●		
Front fog lights				●	●		
Exterior style							
Body-colour bumpers, door handles and sliding door rail cover				●	●		
Black painted door mirrors and side-protection mouldings				●	●		
16-inch seven-spoke alloy wheels with 205/60 R 16 tyres – Not available with Worksite Pack	DZSD	£300	£300	£300	£300		

*Optional at extra cost excluding VAT. **Available from May 2024.

Features/options

Model specific features/options	Option code*	Prime	Prime Electric	Pro	Pro Electric	Prime Crew Van	Prime Electric Crew Van
Load area							
Offside sliding side-access door – Standard on XL	PC19	£275	£275	£275	£275	●	●
Asymmetric glazed rear doors (1/3 right hand side and 2/3 left hand side)	PB04	£200	£200	£200	£200	●	●
Floor trim – Non-skid wood	GB33	£270	£270	£270	£270	£270	£270
FlexCargo Pack – Dual front passenger’s fixed bench seat/Fold-flat centre seat backrest with table/Two-way foldable outer seat/Load-through bulkhead/ Electronic parking brake/Seatbelt unfastened’ audible warning and warning light	ME08	£450	£450	●	●		
Glazed window in bulkhead	PX35	£60	£60	£60	£60		
Cargo Pack – LED illuminated load area/Additional stowage lashing eyes (4)/ 220v accessory socket/12v socket in load area	ES03	£250	£250	£250	£250		

*Optional at extra cost excluding VAT.



Load-through hatch within bulkhead.



Fully folding passenger seat.



Fold-flat centre seat backrest with table.

Infotainment

Smartphone station

Features

- DAB digital radio
- RDS with Traffic Programme
- Two speakers

Media connections

- USB connections
- Bluetooth® A2DP audio streaming (Advanced Audio Distribution Profile)

Mobile phone portal

- Bluetooth® connectivity
- Vehicle microphone
- Phone book access – Contacts/last calls/missed calls etc. are mirrored on the display and are easily navigated using the touchscreen (features dependent on mobile phone)
- Smartphone interface – Apple CarPlay/Android Auto™

Additional feature

- Flexible roof-mounted aerial
- Steering wheel mounted audio and phone controls

Multimedia Pro Navi

Features over Smartphone station

- 10-inch colour touchscreen
- Satellite navigation system
- 2D/3D street level mapping
- Points-of-interest search
- Eco routing
- Map updates via USB
- Natural voice recognition
- Two speakers and two front tweeters

Driver information

- 10-inch digital instrument cluster
- Multi-function trip computer
- Central facia display – including audio information, clock and outside air temperature



VX_COMV_34479



VX_COMV_34479

Model specific features/option	Option code*	Prime	Prime Electric	Pro	Pro Electric	Prime Crew Van	Prime Electric Crew Van
Infotainment							
Smartphone station		●	●			●	●
Multimedia Pro Navi with 10-inch touchscreen	ZJA4	£850	£850	●	●	£850	£850

Please note that compatibility and certain functions may be different depending on the type of device and operating system you're using with the Multimedia systems. Apple CarPlay is a trademark of Apple Inc. Apple and iPhone are trademarks of Apple Inc., registered in the U.S. and other countries. Android is a trademark of Google Inc, also registered in the U.S. and other countries. Services may require a subscription/fee and are subject to mobile network coverage and availability.

*Optional at extra cost excluding VAT.

Vauxhall Connect



Safety

The more you know, the safer your journey – that's why our smart tech and connected services keep you constantly updated on what's going on inside and outside your vehicle.

Peace of mind

- Emergency call (SOS e-call)
- Breakdown call (b-call)




e-Remote control

Want seamless charging and added levels of comfort? Use e-Remote to schedule charging times, keep an eye on your range and even pre-set your vehicle's cabin temperature before you get in.

Convenience

- E-remote control (Electric only)**
- Remote check of battery level, programming and charge management
- Pre-conditioning of vehicle temperature



Live navigation plus†

With real-time directions and traffic information from the leading European GPS provider, TomTom®, every journey will be a breeze.

- TomTom® services
- Real time traffic news
- Parking prices and availability
- Weather forecast on your journey
- Natural voice control
- Fuel prices at petrol stations
- Search for charging stations
- Quick search for points of interest
- Road safety alerts



Maintenance

Connected services are here for you – even when things go wrong. Our Intelligent Telemaintenance service monitors the key functions of your vehicle – and notifies you as soon as something needs attention.

- Vehicle status and information**
- Maintenance alerts, fuel level, average fuel consumption and mileage

Vauxhall Connect* is the smart way to stay connected while on the road. Innovative technology systems and related services keep our drivers safe and provide an exciting, efficient yet safe trip.

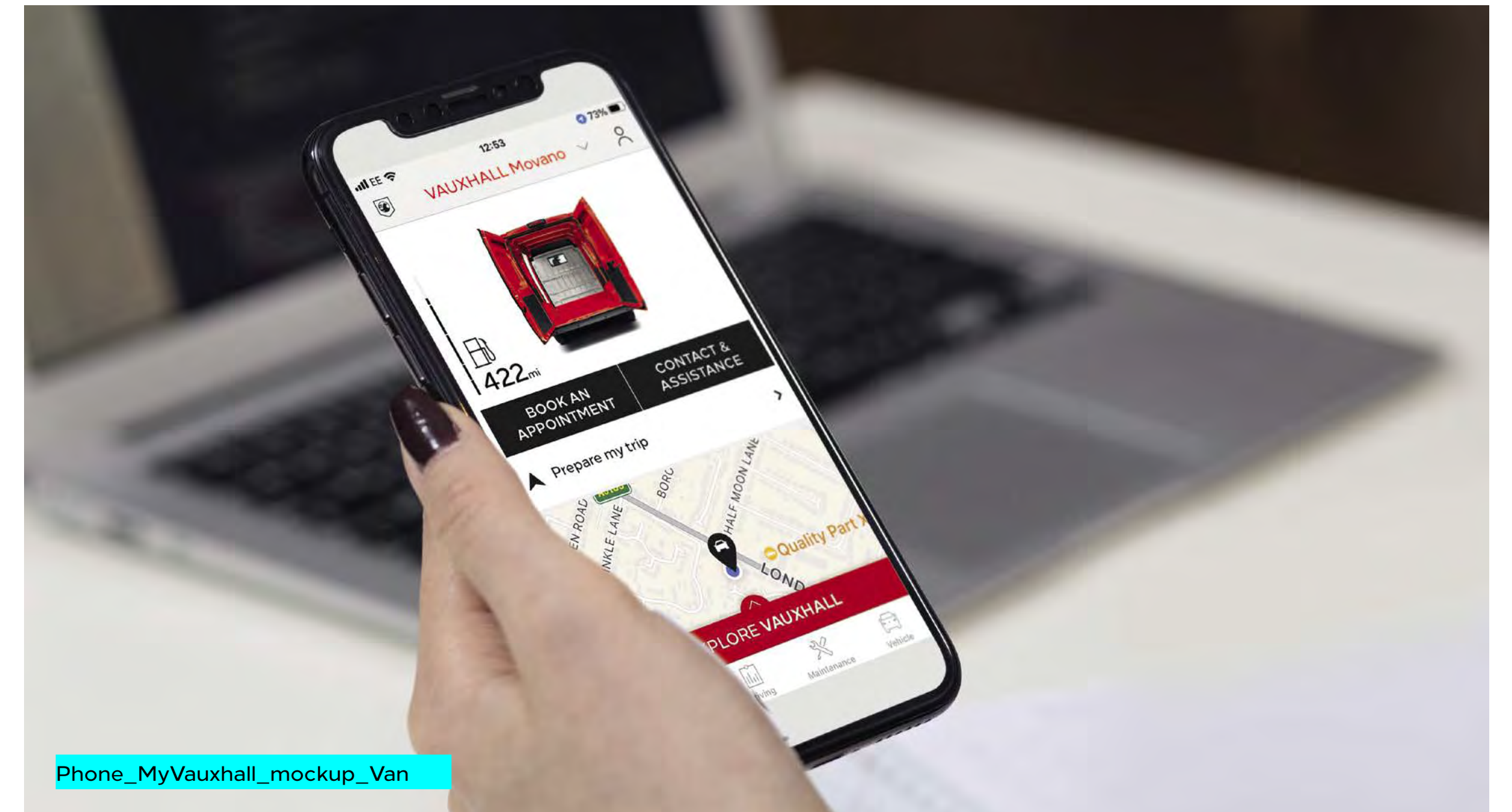
Download
MyVauxhall now!



Explore MyVauxhall

Ready to make life easier? Meet MyVauxhall – your one-stop shop for everything Vauxhall. Plan journeys from the comfort of your armchair. View your next scheduled service, book a vehicle repair, access your handbook and much more!

Also if you drive an electric vehicle or plug-in hybrid, you'll love our e-Remote Control app feature. Use it to pre-condition your cabin temperature before journeys – and maximise your charge. Or pre-schedule charging times at night, and benefit from cheaper electricity.




Phone_MyVauxhall_mockup_Van

*Standard on Electric models only. Subject to subscription – after you have taken delivery of your vehicle, please subscribe on: connect.vauxhall.co.uk **via MyVauxhall App. †Standard on models with Satellite Navigation only. Additional terms and conditions apply to connected services, including customer acceptance of location sharing prior to activation.


For more information visit vauxhall.co.uk/discover/myvauxhall.html

Exterior colours


Kaolin White (POPR)*
Solid paint



Kiama Blue (ONM6)**
Two-coat metallic paint £400



Quartz Silver (MOF4)**
Two-coat metallic paint £400




Pearl Black (M09V)**
Two-coat metallic paint £400




Special colours

Ardent Red (EOX9) £545**




Available on Vivaro also as a special colour.

Aden Red (E01N) £545**




Flame Red (E0JH) £545**



Available on Vivaro and Movano also as a special colour.

Aluminium Grey (E0ZR) £545**



Imperial Blue (E04P) £545**



Available on Vivaro also as a special colour.

Additional lead-time for special paint will be confirmed at order placement (event 25). Consult Retailer for details. The colours reproduced may vary slightly from the actual paint colour. As a result they should be used as a guide only. Your Vauxhall Retailer has a comprehensive display of our paint samples. Please note, vehicles illustrated are not model specific and are for illustrative purposes only.

*Standard exterior paint. **Optional at extra cost excluding VAT.

Specifications* – Electric

Single-speed electronic drive selector

As the motor is an all-electric single-speed drive unit, there is no need for multiple gears. Instead, the shifter lets the driver select from the following:

- Park • Reverse • Neutral • Drive
- Braking (for increased regenerative braking)

Drive mode selector

The driver can determine the driving style by selecting one of the following modes:

- **Normal:** for a balanced drive that offers a compromise between performance and energy efficiency. WLTP range is validated in this mode
- **Power:** with high power reserves for the highest top speed and torque. Recommended at full capacity
- **ECO:** for maximum range and energy efficiency. The ECO mode deactivates all unnecessary energy-consuming features and reduces the top speed, torque and overall performance

Charging

Combo Electric comes fitted with an 7.4kW on-board charger and mode 3 cable. An 11kW on-board charger is available as an extra cost option. For more details please consult your local Retailer.

Braking

Energy recuperation

The regenerative braking system works when the vehicle is in motion, energy created by the resistance of the brakes against the drivetrain is converted into DC voltage to partially recharge the battery. The driver can also engage braking mode through the drive selector to increase the level of energy recuperation.

Single foot driving experience

The system not only utilises the energy when the brakes are being used, but also engages when the vehicle is coasting, recovering more energy and enabling single foot driving as the brakes automatically engage when the throttle pedal is released.

Please note, EV range assumes that vehicle has been pre-conditioned prior to journey. This function can be accessed either via MyVauxhall App or by using the infotainment system.

Drivetrain – Electric		
CO ₂ emissions	0g/km	
Maximum power	100kW (136PS)	
Maximum torque	270Nm (199lb. ft.)	
Acceleration 0 – 62mph	11.7 sec	
Maximum speed	84mph	
Transmission	Automatic electric drive with fixed gear ratio	
Service interval	Every 25,000 miles or 2 years (whichever comes sooner). Initial inspection at 12,500 miles or 1 year (whichever comes sooner)	
Battery		
Battery capacity	50kWh	
AC on-board charger speed (standard)	7.4kW	
WLTP Range (Combined)	tba	
WLTP Range (City)	tba	
Energy consumption (Combined low/high)	tba	
Battery warranty	8 years/100,000 miles/70% capacity	
Charging (Supply)	Socket	Charge Time (0 – 100%)
AC current – Domestic 3 pin socket (1.8kW)	Type 2	31h 10m
AC current – Home wallbox or public charger (7kW)	Type 2	7h 30m
AC current – Public charger (11kW)**	Type 2	5h
DC current – Rapid charger (100kW)	CCS	30m (0 – 80%)

The Combo Electric is a battery electric vehicle requiring mains electricity for charging. Range data given has been determined according to WLTP test procedure methodology. The figures shown are intended for comparability purposes only and should only be compared to other cars tested to the same technical standard. The range you achieve under real world driving conditions will depend upon a number of factors, including but not limited to: the accessories fitted (pre and post registration); charging frequency; personal driving style; vehicle load and route characteristics; variations in weather; heating/air conditioning; pre-conditioning and battery condition. For more information, contact your local Vauxhall Retailer.

*Provisional data. **Requires optional 11kW on board charger.

Specifications – Diesel

Diesel engines	1.5 (100PS) Turbo D BlueInjection	1.5 (130PS) Turbo D BlueInjection			
Capacity	1499cc	1499cc			
Maximum power	100PS (75kW) @ 3500rpm	130PS (96kW) @ 3750rpm			
Maximum torque	250Nm (184lb.ft.) @ 1750rpm	300Nm (221lb.ft.) @ 1750rpm			
Configuration	4 cylinders, 4 valves per cylinder, double overhead camshafts		4 cylinders, 4 valves per cylinder, double overhead camshafts		
Fuel/induction system	Variable-nozzle turbocharger with electric switching. Common rail direct injection		Variable-nozzle turbocharger with electric switching. Common rail direct injection		
Emission compliance	Euro 6D (6.4)		Euro 6D (6.4)		
Service interval	25,000 miles or 2 years (whichever occurs sooner)		25,000 miles or 2 years (whichever occurs sooner)		
Fuel economy/Emissions Euro 6D (6.4)	WLTP Combined CO ₂ /mpg# – LCDV Code	WLTP Fuel economy mpg (litres/100km)#		CO ₂ (g/km)#	
		Combined Low	Combined High	Low	High
Prime Panel Van Euro 6D (6.4)					
2300 1.5 (100PS) Turbo D	144/51.4	47.1 (6.0)	52.3 (5.4)	140	158
2300 1.5 (130PS) Turbo D auto	150/49.5	45.6 (6.2)	48.7 (5.8)	151	162
XL Prime Panel Van Euro 6D (6.4)					
2300 1.5 (100PS) Turbo D	144/51.4	47.1 (6.0)	52.3 (5.4)	140	158
2300 1.5 (130PS) Turbo D auto	152/48.7	45.6 (6.2)	48.7 (5.8)	151	162
Pro Panel Van Euro 6D (6.4)					
2300 1.5 (100PS) Turbo D	144/51.4	47.1 (6.0)	52.3 (5.4)	140	158
2300 1.5 (130PS) Turbo D	145/51.5	42.2 (6.7)	44.1 (6.4)	167	176
2300 1.5 (130PS) Turbo D auto	148/50.5	42.2 (6.7)	44.1 (6.4)	167	176
XL Pro Panel Van Euro 6D (6.4)					
2300 1.5 (100PS) Turbo D	145/50.5	47.1 (6.0)	52.3 (5.4)	140	158
2300 1.5 (130PS) Turbo D auto	152/48.7	45.6 (6.2)	48.7 (5.8)	151	162
XL Prime Crew Van Euro 6D (6.4)					
2300 1.5 (100PS) Turbo D	148/50.5	47.1 (6.0)	52.3 (5.4)	140	158

WLTP figures are based on a configured vehicle as per LCDV code for UK with no options fitted as at 3 February 2022.

#Figures shown are for comparison purposes and should only be compared to the fuel consumption and CO₂ values of other vehicles tested to the same technical standard. The fuel consumption achieved, and CO₂ produced, in real world conditions will depend upon a number of factors including, but not limited to: the accessories fitted (pre and post registration); variations in weather; driving styles and vehicle load. The WLTP (Worldwide Harmonised Light Vehicles Test Procedure) is used to measure fuel consumption and CO₂ figures. The CO₂ figures display a range to reflect the highest value for the highest emitting version with all available options added, through to a minimum value to represent the lowest emitting version in standard specification.

Vehicles with BlueInjection technology will need regular AdBlue® top-ups also between servicing requirements. An indicator integrated into the on-board computer will warn you when you need to top up. More information under www.vauxhall.co.uk/adblue In accordance with regulations R (EC) No. 715/2007 and R (EC) No. 692/2008 (in the versions respectively applicable).

Specifications

Transmissions

Six-speed manual gearbox

Diesel engines: 1.5 (100/130PS) Turbo D

Eight-speed automatic transmission

Diesel engine: 1.5 (130PS) Turbo D

Replacing the traditional lever, the automatic transmission selection-mode dial/drive wheel is an innovative solution that is both elegant and intuitive. By simply twisting the dial, the following modes can be selected:

- Park, for when the vehicle is stationary and the wheels are locked
- Drive, for automatic forward motion
- Neutral, for when the vehicle is stationary, wheels are free
- Reverse, for automatic backward motion

For an extra experience of dynamism, the shift paddles for automatic transmissions are located behind the steering wheel, offering drivers an extra level of control that is highly ergonomic and intuitive. The shift paddles function in the following way:

- To go up a gear, the driver must pull the right lever towards themselves
- To go down a gear, the driver must pull the left lever towards themselves*

Steering

- Speed-sensitive electric power-assisted system
- Turning circle (kerb-to-kerb):
 - 10.8m (35.4 ft)
 - 11.4m (37.4 ft) XL models

Brakes

- Front: Ventilated front discs (283mm)
- Rear: Solid rear discs (268mm)
- Emergency brake assist

Suspension

- Front: Independent. MacPherson struts with gas-pressure dampers and linear-rate coil springs. Anti-roll bar
- Rear: Torsion beam with gas-pressure dampers and constant-rate coil springs (variable-rate on 2300 models)

Fuel tank capacities

- 50 litres – Diesel
- 17 litres – AdBlue®

Exterior dimensions – mm	Panel Van		Crew Van
	Combo	XL	XL
Length	4401	4751	4751
Width (with mirrors)	2107	2107	2107
Height	1796 – 1860	1812 – 1860	1812 – 1860
Wheelbase	2785	2975	2975
Loadspace dimensions – mm	Panel Van		Crew Van
	Combo	XL	XL
Load length	1527 – 1817	1875 – 2167	1450 – 2000
Load length – With ‘load through’	3090	3440	3050
Maximum load height	1200	1270	1243
Load width – With nearside side-access door	1630	–	–
Load width – With nearside and offside side-access doors	1527	1527	1527
Maximum width between wheel arches	1229	1229	1229
Loading height	547 – 625	560 – 617	560 – 569
Maximum rear door aperture width	1241	1241	1241
Maximum rear door aperture height	1196	1196	1196
Maximum side-access aperture width	675	675	759
Maximum side-access aperture height	1072	1072	1072
Loadspace volumes – cu.m	Panel Van		Crew Van
	Combo	XL	XL
Panel Van	3.3	3.9	–
Panel Van – With ‘load through’	3.8	4.4	–
Crew Van – With seats folded	–	–	4.0
Crew Van – With seats up (to top of seats)	–	–	1.8
Crew Van – With seats up (to roof)	–	–	3.5

*Please note: Only consecutive gear changes are possible.

Glossary of terms

Plated weight

The maximum weight to which a vehicle or an axle may be loaded, determined either by the design of the components or by legislation. All commercial vehicles must carry a manufacturer's 'plate' showing the vehicle and axle gross 'plated weights'. It is an offence to drive a vehicle in a condition where any of these weights are exceeded.

Minimum Mass

Minimum Mass ('Mass in running order' on Certificate of Conformity and 'Mass in Service' on V5C form) is defined according to European Type Approval and include all fluids, tools and 90% fuel load. It is minimum mass for this variant and does not consider local specification/trim or deletable options (specific to Movano). Weights are also subject to manufacturing tolerances (EU Legislation allows 5% tolerance).

Gross Vehicle Weight (GVW)

The total permissible weight of a vehicle including payload and passengers, as shown on the manufacturer's plate.

Gross Combination Weight (GCW)

The maximum permissible weight of a vehicle, including payload and passengers, combined with the total weight of any trailer it is towing. The maximum GCW weight limit is quoted on the vehicle plate and must not be exceeded.

Payload

The total permissible weight that can be carried without exceeding the vehicle's plated weight. Payload do not include driver but do take into consideration specification/trim level:

Weights are also subject to manufacturing tolerances (EU Legislation allows 5% tolerance). Payload does not consider any additional options that a customer may order.

Roof loads

Roof load should not exceed 100kg including the weight of the roof rack/carrier

Maximum towing weight

The maximum weight of any trailer and its load which may be towed within the limit of the vehicle's plated Gross Combination Weight (GCW). It is based on the ability of the vehicle – at full GCW – to restart on a 12% gradient, which is approximately 1 in 8.3, at sea level. At altitudes above 1500 metres, the engine output may drop with a corresponding reduction in towing capability. It is the operator's responsibility to ensure that the trailer noseweight does not cause the rear axle plated weight of the towing vehicle to be exceeded.

Always fit Vauxhall towing attachments and accessories available from your Vauxhall Commercial Vehicle Retailer. They are designed specifically for Vauxhall models and carry a 12-month warranty.

Commercial Vehicle Categories

Differences between M1/N1 and M2/N2 (Vehicles with GVW above 3500kg)

Category M: Passenger carriers

Category M1: Vehicles designed and constructed for the carriage of passengers and comprising no more than eight seats in addition to the driver's seat.

Category M2: Vehicles designed and constructed for the carriage of passengers, comprising more than eight seats in addition to the driver's seat, and having a maximum mass not exceeding 5 tonnes.

Category N: Goods vehicles

Category N1: Vehicles designed and constructed for the carriage of goods and having a maximum mass not exceeding 3.5 tonnes.

Category N2: Vehicles designed and constructed for the carriage of goods and having a maximum mass exceeding 3.5 tonnes but not exceeding 12 tonnes.

Specific differences, all M2/N2 require the following:

Speed limiter: All M2/N2 vehicles are legally required to be speed limited. M2 to 62mph and N2 to 56mph.

Conversions

A new conversion portal has been introduced. This significantly improves the transparency and response of all communication with body-builders, and converters: converters-and-groupe-psa.com

This website contains complete technical guidelines necessary to convert Vauxhall commercial vehicles – Combo (eK9/K9); Vivaro (eKO/KO); Movano (eX250/X250).

- Conversion Guidelines
- 2D Drawings
- 3D CAD
- WLTP Range/Emission Calculator
- Technical Questions
- Conversion Approval including LONO

Any converter of Vauxhall product should create an account on this portal including those using IVA as approval process. In fact WLTP will make this necessary.

Further information

Vauxhall on-the-road recommended retail prices (RRP)

To eliminate uncertainty about hidden costs incurred when buying a new commercial vehicle, Vauxhall publishes on-the-road prices and these are shown in the pricing tables within this price guide. The prices shown are manufacturer's recommended retail prices (RRP) unless otherwise stated, exclusive of VAT (currently at a rate of 20% which may be payable). These prices include the recommended cost of number plates, delivery to a Vauxhall Retailer of £695.00 (£834.00 including VAT), 12 months' Government Vehicle Excise Duty* and the DVLA new vehicle first registration fee of £55.00.*

Please note: The RRP does not include fuel supplied by the Retailer, motor insurance or any other goods or services supplied by agreement between the Retailer and customer.

*Correct at time of publication.

Price protection

Order a new Vauxhall for build in the current model year (as confirmed by your Retailer) for delivery no more than three months in advance and the price you are quoted is the price you pay. This is irrespective of any subsequent price rises between placing your order and delivery of your new car, but you must take delivery as soon as the car is available.

Please note: Vauxhall Motors Limited is not liable for price adjustments caused by Government changes in the rate of VAT (currently 20%), Vehicle Excise Duty, DVLA new vehicle first registration fee or by any other applicable legislation or regulations.

Vehicle Excise Duty

The amount of Vehicle Excise Duty (road fund licence) payable on new commercial vehicles varies depending on gross vehicle weight (GVW) and European standard emissions compliance.

Customer Care Commitment

For added peace of mind, Vauxhall has an innovative Customer Care Commitment** that offers the following:

- Three-year vehicle warranty consisting of a one-year/unlimited mileage manufacturer's warranty and a second and third year manufacturer's warranty with a 60,000 miles limitation
- Vauxhall Assistance for 12 months from first registration
- Five years' body panel anti-perforation warranty

**Warranty is only on vehicles sourced from Vauxhall Motors Limited. Terms and conditions apply – please see your Vauxhall Retailer for details.

Vauxhall Assistance

Vauxhall Assistance is provided automatically with every new Vauxhall Commercial Vehicle for 12 months from first registration and covers everything from accidents, mechanical breakdown to flat tyres. For even more peace of mind, for fully electric models the cover is extended[†] to 3 years. With Vauxhall Assistance help is literally just a free^{††} phone call away, 24 hours a day, 365 days a year!

[†]Terms and conditions apply. Please click [here](#) for full terms and conditions. ^{††}Mobile phone users will be charged at their standard tariff.

Vauxhall Extended Warranty

For complete peace of mind Vauxhall offers an extended warranty that can be purchased on an annual basis following the expiry of the original new vehicle warranty. It covers most mechanical and electrical components. Terms and conditions apply, for further details please contact your local Vauxhall Retailer.

Vauxhall Service Plan

Vauxhall Retailers offer a great service for owners of all Vauxhall vehicles. Value for money, regular offers and free check-ups, combined with the peace of mind that comes from using Vauxhall-trained technicians and genuine parts, help keep your vehicle in peak condition at all times. Every Vauxhall Retailer supports our customer promise, see vauxhall.co.uk/discover/here-for-you.html

Protecting the environment

Our products are increasingly winning environmental awards, both through the use of more recycled materials and by becoming cleaner and more efficient. For information on Vauxhall's efforts to achieve an environmentally sustainable future, including information on Design for Recycling, take-back of End-of-Life Vehicles (ELVs), and the recycling of ELVs, see vauxhall.co.uk/recycling

In the event of an accident...

Vauxhall Accident Management helps keep you mobile following an accident. Benefits include vehicle recovery, Vauxhall-approved repairs and contacting your insurer. For more details, visit vauxhall.co.uk/AccidentManagement

Van Business Centres

Keeping your van on the road. We know how important your van is to you, that's why we're geared up to minimise your downtime.

Our nationwide Van Business Centres provide fast, convenient value for money servicing, repairs and MOTs.

- All work is carried out by Vauxhall trained technicians using only genuine parts
- No appointments are required for diagnosis and we offer a 'while you wait' service

We have all the expertise required and will spare no effort to get you back in business as soon as possible.

LEASYS

Leasys UK

Leasys is the proud Business Contract Hire partner of Vauxhall and consequently, can provide quick vehicle delivery to keep your business mobile.

Specialised in Medium to Long-Term Leasing options and Fleet Management solutions for businesses of all sizes, [Leasys](#) lead mobility by offering sustainable and innovative solutions designed around customers, for a best-in-class experience. Their team of experts can personally support you and provide dedicated consultation.

[Leasys](#) is equally owned by Stellantis and Crédit Agricole Consumer Finance and is a member of the British Vehicle Rental and Leasing Association (BVRLA).

For further information, please contact your local Vauxhall Retailer or visit leasys.com/uk

For more product information

For further information on the Vauxhall range or location of your nearest Vauxhall Retailer please call **0800 026 0034**. Alternatively, details can be found on our website at vauxhall.co.uk

VAUXHALL

For more information call **0800 026 0034**

For Fleet enquiries call **0203 476 2268**

Discover the full Vauxhall range at **[vauxhall.co.uk](https://www.vauxhall.co.uk)**

Join us online

The invoice price, including delivery to Retailer, factory-fitted options, accessories fitted by the Retailer and number plates, is subject to VAT. Some feature descriptions in this guide may refer to, and some illustrations may show, optional equipment not included in the standard delivery. The information contained in this guide was accurate at the time of publication. We reserve the right to make changes in design and equipment. Please note that Vauxhall Retailers are not the agents of Vauxhall Motors Limited and are not authorised to bind Vauxhall Motors Limited by any specific or implied undertaking or representation. It is advisable to ensure that your motor insurance policy provides adequate cover for additional fitted options and accessories. The colours in this guide are only approximate actual colours. Illustrated optional equipment is available at extra charge. Availability, technical features and equipment provided on our vehicles can vary by model. For precise information on the equipment provided on our vehicles, please contact your local Vauxhall Retailer.

Price and Specification Guide
11 December 2023 | Model Year 2024A (J0)



New Vivaro Electric

Including Diesel Range

Contents

To find the information you want use the links below to navigate around the guide:

Models

Prices

Features/options

Infotainment

Exterior colours

Specifications

Glossary of terms

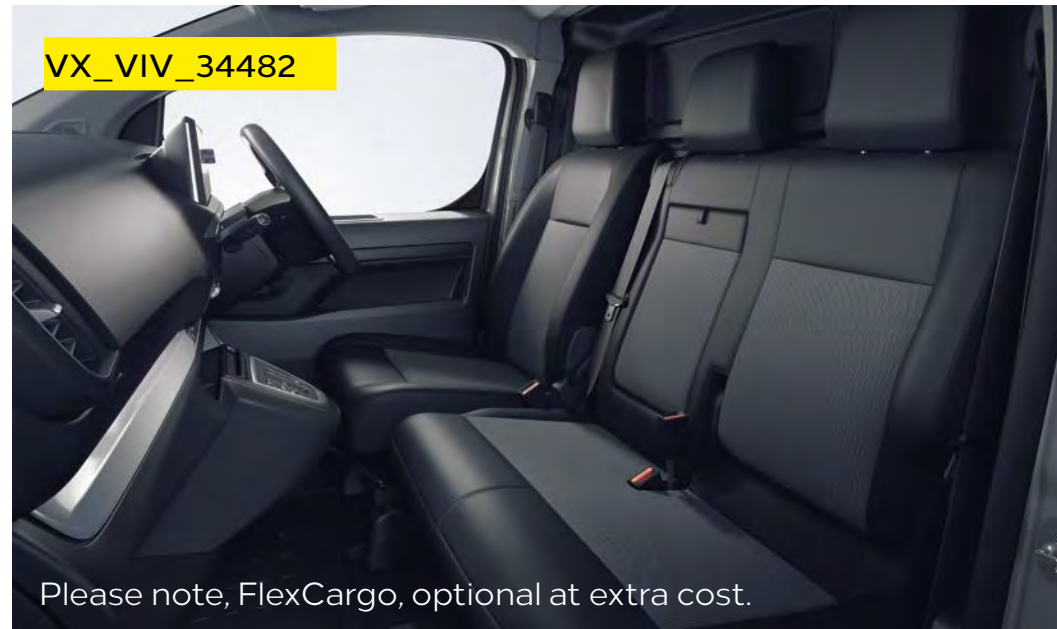
Further information

The new Vivaro has a stylish new look, featuring the now familiar vizor front-end together with a totally refreshed cockpit and infotainment systems that include a 10-inch touchscreen and wireless smartphone connectivity. Designed to perform with the same level of durability, practicality and comfort, Vivaro is built for business and continues to deliver class-leading payload and flexible loadspace.

There's now a total of 18 advanced driver assistance and safety systems, while the availability of an improved, all-electric powerplant and powerful yet efficient diesel engine range, plus a hydrogen fuel cell variant due in the future, takes it even further. We're delighted you're considering the purchase of a new Vivaro and hope this guide will help you make the right choice for your business.



Prime



Panel Van.



Doublecab.



16-inch steel wheel
with centre cap.

17-inch alloy wheel
(extra cost option).*

Standard Prime features include:

Infotainment

- Multimedia Pro
 - 10-inch HD touchscreen with wireless mirror screen
 - AM/FM/DAB digital radio
 - 4G connectivity
 - Voice control
 - Two speakers and two tweeters
 - USB connection
- Vauxhall Connect

Interior convenience/styling

- 10-inch colour digital instrument cluster
- Steering wheel mounted audio controls
- Reach and rake-adjustable steering wheel
- Air conditioning
- Multi-function trip computer
- Cruise control with speed limiter
- Six-way adjustable driver's seat with lumbar adjustment and armrest
- Dual front passengers' bench seat with underseat storage
- Paddle shifters for regenerative braking selection
 - light/medium/strong (Electric only)

Exterior convenience/styling

- Rear parking distance sensors
- Laminated windscreen
- Electrically adjustable/heated door mirrors
- Electrically operated front windows
- Nearside and offside sliding side-access doors
- Twin solid rear doors
- Side-protection mouldings
- 16-inch steel wheels with centre cap and 215/65 R 16 tyres
- Emergency tyre inflation kit
- Electronic power steering

Safety/security

- Driver and front passengers' airbags
- Height-adjustable front seatbelts
- Electronic stability programme with traction control
- Anti-lock braking system
- Advance emergency braking system
- Full-height steel bulkhead
- Hill start assist
- Daytime running lights
- Remote control central deadlocking
- Selective door locking
- Engine deadlock immobiliser
- Tyre pressure monitoring system
- Lockable fuel filler/Electric charge flap
- Two keys with integral remote
- High beam assist
- Automatic lighting control
- Rain-sensitive windscreen wipers
- Intelligent speed assistance
- Lane keep assist
- Driver attention alert

Doublecab

Additionally feature

- Driver and front passengers' curtain and side-impact airbags
- Three-individually contoured rear seats
- Full-height ABS plastic bulkhead with window
- Glazed nearside and offside-access doors

*For more details see Exterior style, click [here](#)

Please note: Doublecab rear seating is not equipped with ISOFIX child seat mountings.

Pro



17-inch steel wheel with full-diameter wheel trim.

17-inch alloy wheel (extra cost option).*



Features over and above Prime:

Infotainment

- Multimedia Pro Navi
 - Fully integrated satellite navigation system

Interior convenience/styling

- FlexCargo load-through bulkhead
- Fold-flat centre seat backrest providing flat work surface
- Body-colour front bumpers
- Body-colour rear bumpers (on XL models centre section is black)
- Body-colour side-mouldings and door handles
- 17-inch steel wheels with full-diameter wheel trims and 215/60 R 17 tyres

Exterior convenience/styling

- Dynamic surround view
 - Digital rear view mirror and lateral side view
 - Blind spot detection
 - Front/rear park assist
 - Flankguard detection of fixed obstacles
 - Visiopark 180° rear parking camera
- ECO LED headlights with integrated daytime running lights
- Front fog lights
- Electrically foldable door mirrors

Safety/security

- Remote control security alarm system

Prices/Weights*

Electric	LCDV Code	Minimum Mass (kg)**	Maximum indicative payload (kg)**	Gross Vehicle Weights (GVW) (kg)	Plated weights (kg)		Towing weights (kg) Braked	Plated Gross Combination Weights (GCW) (kg)	Price (£) exc. VAT	On-the-road RRP before PiVG (£) exc. VAT	On-the-road RRP after PiVG (£) exc. VAT
					Front axle	Rear axle					
Prime Panel Van											
Electric (136PS) auto – 75kWh battery	2GKOF2NETFT0A0J0	2025	1000	3025	1500	1800	1000	4100	42,055.00	42,805.00	37,805.00
XL Prime Panel Van											
Electric (136PS) auto – 75kWh battery	2GKOF3NETFT0A0J0	2053	1002	3055	1500	1500	1000	4055	42,855.00	43,605.00	38,605.00
Pro Panel Van											
Electric (136PS) auto – 75kWh battery	2GKOF2NETFT09QJ0	2025	1000	3025	1500	1800	1000	4100	44,730.00	45,480.00	40,480.00
XL Pro Panel Van											
Electric (136PS) auto – 75kWh battery	2GKOF3NETFT09QJ0	2053	1002	3055	1500	1800	1000	4055	45,530.00	46,280.00	41,280.00
Prime Doublecab											
Electric (136PS) auto – 75kWh battery	2GKOF7NETFT0A0J0	2086	1004	3090	1500	1800	1000	4090	44,755.00	45,505.00	40,505.00
XL Prime Doublecab											
Electric (136PS) auto – 75kWh battery	2GKOFLNETFT0A0J0	2113	987	3100	1500	1800	1000	4100	44,955.00	45,705.00	40,705.00
Pro Doublecab											
Electric (136PS) auto – 75kWh battery	2GKOF7NETFT09QJ0	2086	1004	3090	1500	1800	1000	4090	47,430.00	48,180.00	43,180.00
XL Pro Doublecab											
Electric (136PS) auto – 75kWh battery	2GKOFLNETFT09QJ0	2113	987	3100	1500	1800	1000	4100	47,630.00	48,380.00	43,380.00
Prime Platform Cab											
Electric (136PS) auto – 75kWh battery	2GKOP1JETFT0A0J0	1442	1658	3100	1500	1800	1000	4100	41,705.00	42,455.00	N/A†

Please note: On-the-road recommended retail prices (RRP) include number plates and delivery to Retailer of £695.00 exc. VAT (£834.00 inc. VAT) and new vehicle first registration fee of £55.00 (correct at time of publication). Excludes fuel and insurance. Price has been calculated using manufacturer estimates and includes an OZEV grant of up to £5,000.00 which has been deducted from the price of the vehicle (OZEV Grant not available in the Isle of Man). The grant is a government incentive and is subject to withdrawal prior to delivery of your vehicle. Retailers may be required to carry out more than one credit check during the course of the order process. You may be required to place a deposit when placing your order with your supplying Retailer. In the event of a price change, deposit refunds will be governed by your supplying Retailer's policy and as such must be discussed with the supplying Retailer.

Gross plated weights (including axle weights) quoted on the vehicle plate are to UK plated weight specification and must never be exceeded.

*Provisional data. **Minimum Mass for standard vehicles will vary according to the vehicle specification (including trim, options and accessories) with a corresponding variation in payload. †Please note, once body has been added to make vehicle complete the converter will be able to calculate EV range.

Prices/Weights 6D (6.3)*

Diesel	LCDV Code	Minimum Mass (kg)**	Maximum indicative payload (kg)**	Gross Vehicle Weights (GVW) (kg)	Plated weights (kg)		Towing weights (kg) Braked	Plated Gross Combination Weights (GCW) (kg)	Price (£) exc. VAT	On-the-road RRP (£) exc. VAT
					Front axle	Rear axle				
Prime Panel Van Euro 6D (6.3)										
1.5 (120PS) Turbo D S/S	2GKOF2NP7KT0A0J0	1647	1183	2830	tba	tba	tba	tba	27,555.00	28,625.00
2.0 (145PS) Turbo D	2GKOF2NWR6T0A0J0	1654	1446	3100	1500	1800	2500	5600	28,855.00	29,925.00
2.0 (145PS) Turbo D S/S auto	2GKOF2NWR1T0A0J0	1688	1412	3100	1500	1800	2500	5600	30,355.00	31,425.00
XL Prime Panel Van Euro 6D (6.3)										
1.5 (120PS) Turbo D S/S	2GKOF3NP7KT0A0J0	1700	1130	2830	tba	tba	tba	tba	28,455.00	29,525.00
2.0 (145PS) Turbo D	2GKOF3NWR6T0A0J0	1692	1408	3100	1500	1800	2500	5600	29,755.00	30,825.00
2.0 (145PS) Turbo D S/S auto	2GKOF3NWR1T0A0J0	1707	1393	3100	1500	1800	2500	5600	31,255.00	32,325.00
Pro Panel Van Euro 6D (6.3)										
1.5 (120PS) Turbo D S/S	2GKOF2NP7KT09QJ0	1647	1183	2830	tba	tba	tba	tba	30,230.00	31,300.00
2.0 (145PS) Turbo D	2GKOF2NWR6T09QJ0	1654	1446	3100	1500	1800	2500	5600	31,530.00	32,600.00
XL Pro Panel Van Euro 6D (6.3)										
1.5 (120PS) Turbo D S/S	2GKOF3NP7KT09QJ0	1700	1130	2830	tba	tba	tba	tba	31,130.00	32,200.00
2.0 (145PS) Turbo D	2GKOF3NWR6T09QJ0	1692	1408	3100	1500	1800	2500	5600	32,430.00	33,500.00
Prime Doublecab Euro 6D (6.3)										
2.0 (145PS) Turbo D	2GKOF7NWR6T09QJ0	1770	1260	3030	1500	1800	2500	5530	31,555.00	32,625.00
XL Prime Doublecab Euro 6D (6.3)										
2.0 (145PS) Turbo D	2GK0FLNWR6T09QJ0	1770	1260	3030	1500	1800	2500	5530	31,755.00	32,825.00

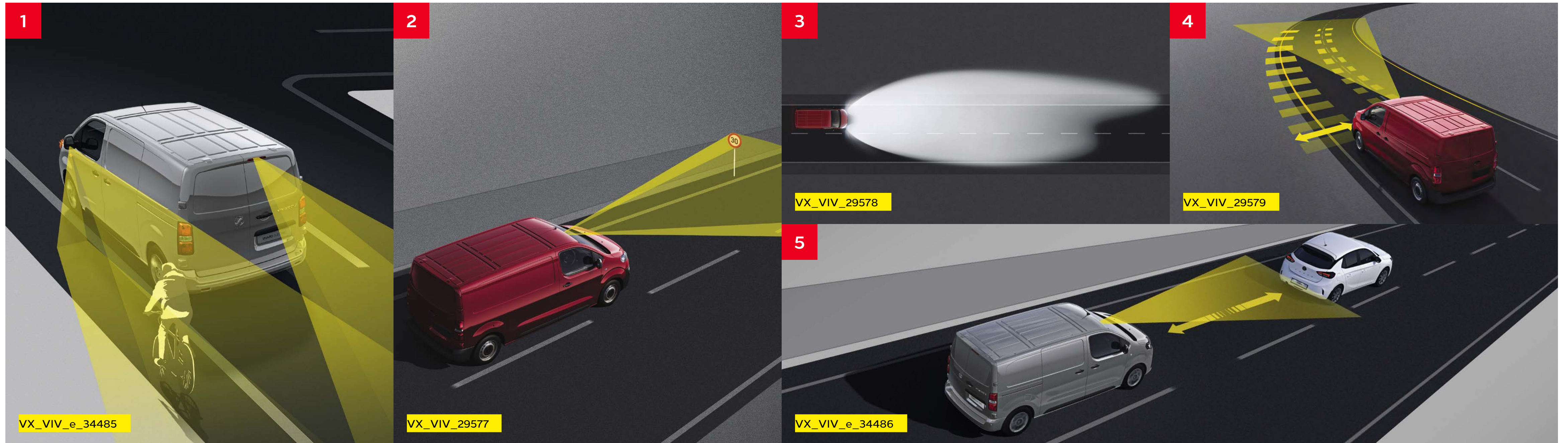
S/S = Start/Stop.

Please note: On-the-road recommended retail prices (RRP) include number plates and delivery to Retailer of £695.00 exc. VAT (£834.00 inc. VAT), 12 months' Vehicle Excise Duty and new vehicle first registration fee of £55.00 (correct at time of publication). Excludes fuel and insurance.

Gross plated weights (including axle weights) quoted on the vehicle plate are to UK plated weight specification and must never be exceeded. Unbraked towing weight 750kg – all models.

*Provisional data. **Minimum Mass for standard vehicles include coolant, oil and 90% full fuel tank. They will vary according to the vehicle specification (including trim, options and accessories) with a corresponding variation in payload.

Safety features



1. Dynamic surround view

Incorporates a digital rear-view mirror with cameras above the rear door and in the nearside exterior door mirror, extending the view of traditional rear view mirrors.

The system features include:

Side blind spot detection – Enables the driver to clearly see obstacles on the nearside.

Visiopark 180° rear parking camera – Working with 12 parking sensors enables safer reversing as the driver is now able to view a larger area via the digital display screen. Automatically activates when reverse gear is engaged or the rear doors are opened.

2. Intelligent speed assistance

Recognises speed limit signs and visually warns the driver of local restrictions followed by an acoustic warning if the limit is exceeded.

3. High beam assist

Switches the headlights between high beam and dipped beam automatically to avoid blinding other drivers.

4. Lane keep assist

If the driver has not actively steered or signalled, the system performs corrective steering actions to help prevent the vehicle crossing painted boundary lines or road side edges.

5. Active cruise control with stop and go facility

Maintains the speed set but if a slower vehicle is detected ahead, the system will automatically lower the vehicle speed to keep a safe distance – 19mph minimum with manual transmission. For models with automatic transmission, the system will bring the vehicle to a complete standstill if required.

Driver attention alert*

Monitors your time behind the wheel and sends a warning after two and three hours continuous driving. The system continues to analyse driving patterns via the front camera and steering wheel

movements, and then warns you when it's time to take a quick break.

Forward collision alert incorporating Advance Emergency Braking System (AEBS)*

This system alerts the driver of a potential collision through a combination of visual and then audible warnings. Should the driver fail to react, autonomous emergency braking is triggered to help mitigate/avoid the impact by reducing the speed of the vehicle. AEBS provides additional assistance to optimise braking performance while a dynamic brake support function boosts pressure to help further minimise stopping distances.

Features/options

Model specific features/options	Option code*	Prime	Prime Electric	Pro	Pro Electric
Safety					
Driver and front passenger's curtain and side impact airbags – Panel Van only	NF26	£400	£400	£400	£400
Glazed bulkhead – Panel Van only	PX35	tba	tba	tba	tba
Polycarbonate contoured bulkhead – Panel Van only	PX37	£200	£200		
Driver assistance					
Drive Assist Pack – Leather-covered heated steering wheel/Electric parking brake/Heated driver seat/Athermic windscreen/Active cruise control – System can reduce speed down to 18.5mph (manual)/Stop and Go – System can bring vehicles to complete stop (auto)	ZVKT (manual)/ ZVKS (auto)	£600	£600	£600	£600
Floor-mounted handbrake lever		●		●	
Electronic parking brake			●		●
Rear parking distance sensors		●	●	●	●
Rain-sensitive windscreen wipers		●	●	●	●
Automatic lighting control		●	●	●	●
City Pack – Dynamic surround view: Digital rear-view mirror/Lateral side view/Visiopark 180° rear parking camera/Blind spot detection/Front and rear park assist/Flankguard detection of fixed obstacles/Front fog lights/Foldable door mirrors	WYAZ	£1,400	£1,400	●	●

*Optional at extra cost excluding VAT.

Features/options

Model specific features/options	Option code*	Prime	Prime Electric	Pro	Pro Electric
Exterior convenience					
Full-size spare wheel with anti-theft cradle	RS03	£100	£100	£100	£100
11kW three-phase on-board charger with mode-3 22kW cable (added at POE)	LZ04		£400		£400
Exterior style					
Body-colour front bumper/Body-colour rear bumper/Body-colour rear corner bumper with black centre section (XL)/Body-colour side-protection mouldings/Body colour door handles				●	●
Front fog lights				●	●
17-inch silver alloy wheels with 215/60 R 17 tyres	ZHZL	£650	£650	£650	£650
Security					
Remote control security alarm system	AB08	£225	£225	●	●
Towing					
Towbar – heavy duty removable with tool (ball/hook) and 13-pin connector plug (Diesel only)	AQ10	£700		£700	
Converter Pack – Reinforced battery mounts/Uprated alternator and starter/Tow bar/Converter and Towing connector – Standard on Platform Cab, excluding towing content	BQ01	£400	£400		
Interior					
Single front passenger seat	WAAS	No-cost	No-cost		
Mechanical					
Worksite Pack – Increased ground clearance (175mm)/Under engine protection plate/Full-size spare wheel	GA04	£950	£950	£950	£950

*Optional at extra cost excluding VAT.

Features/options

Model specific feature/options	Option code*	Prime	Prime Electric	Pro	Pro Electric
Load area					
Fixed window to nearside side-access door/Fixed window to offside side-access door - Panel Van only	VG07	£120	£120	£120	£120
Rear glazed doors - 90°/180° opening/Heated rear windows with wash/wipe facility	WO05	£300	£300		
Tailgate - Glazed tailgate/Heated rear windows with wash/wipe facility	WO06	£300	£300	£300	£300
9mm coated anti-slip wooden load floor with aluminium rails - Not available on Platform Cab	GB33	£400	£400	£400	£400
FlexCargo load-through bulkhead - Dual front passengers' seat/Load-through bulkhead - Panel Van only	WAAT	£350	£350	●	●

*Optional at extra cost excluding VAT.



VX_VIV_29470

Load-through hatch within bulkhead.



VX_VIV_29469

Fully folding passenger seat.



VX_VIV_34487

Multi-function fixed bench passenger's seat.

Infotainment

Multimedia Pro

Features

- Multimedia Pro
 - 10-inch HD touchscreen with wireless mirror screen
 - AM/FM/DAB digital radio
 - 4G connectivity
 - Voice control
 - Two speakers and two tweeters
 - USB connection

Mobile phone portal

- Bluetooth® connectivity
- Vehicle microphone
- Phone book access – Contacts/last calls/missed calls etc. are mirrored on the display and are easily navigated using the touchscreen (features dependent on mobile phone)
- Smartphone interface – Apple CarPlay/Android Auto™

Additional feature

- Flexible roof-mounted aerial

Multimedia Pro Navi

Features over Multimedia Pro

- Multimedia Pro Navi
 - Fully integrated satellite navigation system

Driver information

- 10-inch colour digital instrument cluster
- Multi-function trip computer
- Central facia display – including audio information, clock and outside air temperature



Model specific feature/option	Option code*	Prime	Prime Electric	Pro	Pro Electric
Infotainment					
Multimedia Pro with 10-inch touchscreen		●	●		
Connected Nav Pack – HD Satellite navigation system/Front fog lights/Foldable door mirrors	ZJA9	£1100	£1100	●	●

Please note that compatibility and certain functions may be different depending on the type of device and operating system you're using with the Multimedia systems. Apple CarPlay is a trademark of Apple Inc. Apple and iPhone are trademarks of Apple Inc., registered in the U.S. and other countries. Android is a trademark of Google Inc, also registered in the U.S. and other countries.

*Optional at extra cost excluding VAT.

Vauxhall Connect



Safety

The more you know, the safer your journey – that's why our smart tech and connected services keep you constantly updated on what's going on inside and outside your vehicle.

Peace of mind

- Emergency call (SOS e-call)
- Breakdown call (b-call)




e-Remote control

Want seamless charging and added levels of comfort? Use e-Remote to schedule charging times, keep an eye on your range and even pre-set your vehicle's cabin temperature before you get in.

Convenience

- E-remote control (Electric only)**
- Remote check of battery level, programming and charge management
- Pre-conditioning of vehicle temperature



Live navigation plus†

With real-time directions and traffic information from the leading European GPS provider, TomTom®, every journey will be a breeze.

- TomTom® services
- Real time traffic news
- Parking prices and availability
- Weather forecast on your journey
- Natural voice control
- Fuel prices at petrol stations
- Search for charging stations
- Quick search for points of interest
- Road safety alerts



Maintenance

Connected services are here for you – even when things go wrong. Our Intelligent Telemaintenance service monitors the key functions of your vehicle – and notifies you as soon as something needs attention.

- Vehicle status and information**
- Maintenance alerts, fuel level, average fuel consumption and mileage

Vauxhall Connect* is the smart way to stay connected while on the road. Innovative technology systems and related services keep our drivers safe and provide an exciting, efficient yet safe trip.

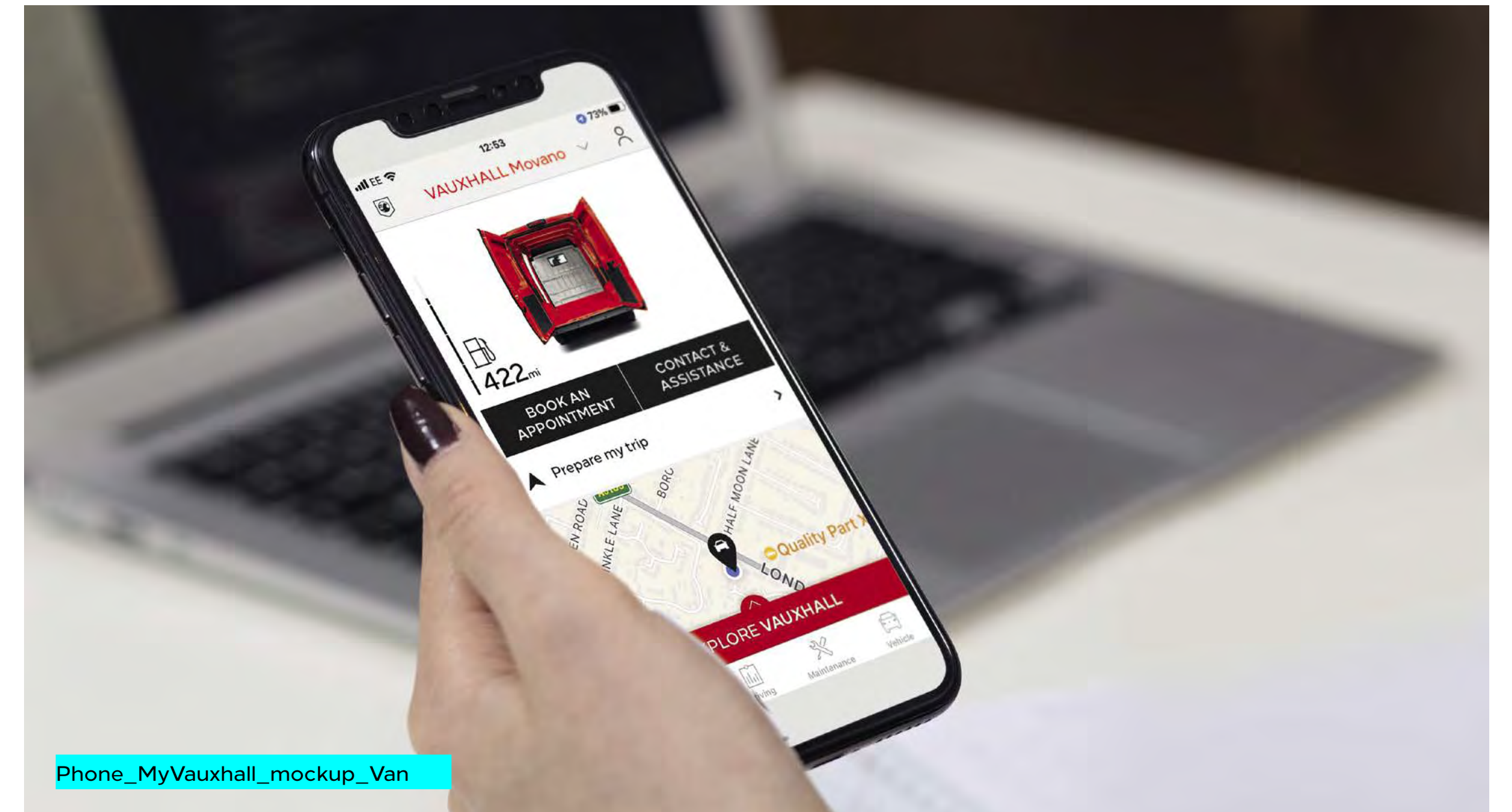
Download
MyVauxhall now!



Explore MyVauxhall

Ready to make life easier? Meet MyVauxhall – your one-stop shop for everything Vauxhall. Plan journeys from the comfort of your armchair. View your next scheduled service, book a vehicle repair, access your handbook and much more!

Also if you drive an electric vehicle or plug-in hybrid, you'll love our e-Remote Control app feature. Use it to pre-condition your cabin temperature before journeys – and maximise your charge. Or pre-schedule charging times at night, and benefit from cheaper electricity.



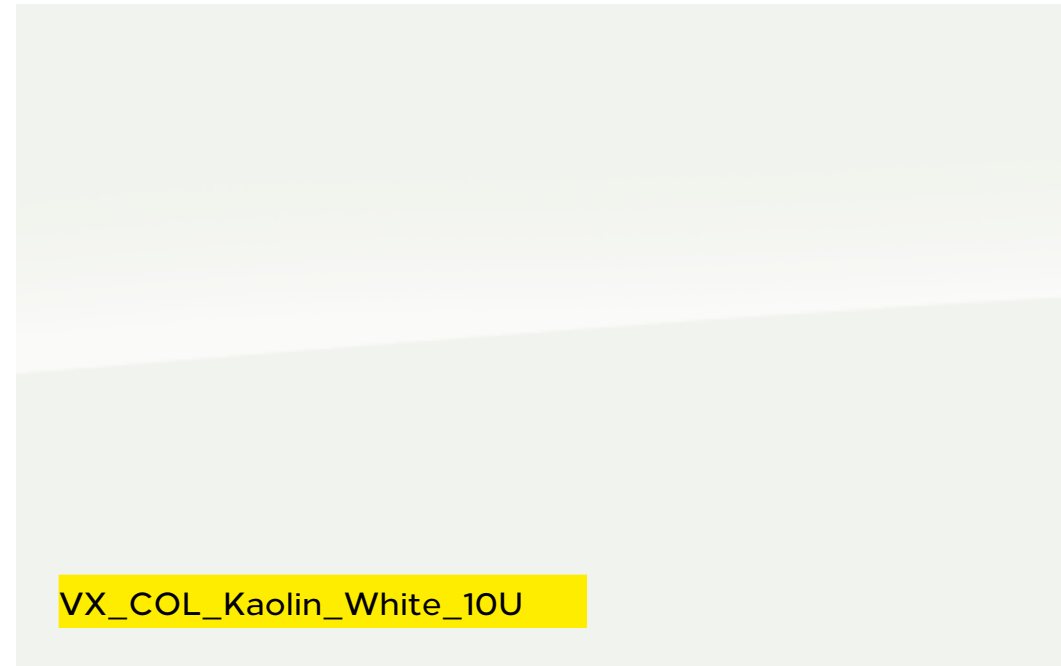
Phone_MyVauxhall_mockup_Van

*Subject to subscription – after you have taken delivery of your vehicle, please subscribe on: connect.vauxhall.co.uk **via MyVauxhall App. †Standard on models with Satellite Navigation only. Additional terms and conditions apply to connected services, including customer acceptance of location sharing prior to activation.


For more information visit vauxhall.co.uk/discover/myvauxhall.html

Exterior colours


Kaolin White (POPR)*
Solid paint



Mercury Grey (MO1J)**
Two-coat metallic paint £650



Quartz Silver (MOF4)**
Two-coat metallic paint £650



Pearl Black (M09V)**
Two-coat metallic paint £650



Special colours

Post Yellow (EODC)† £650



Available on Combo and Movano also as a special colour.

Post Red (E01W)† £650



Genet Yellow (EOAS)† £650



Available on Movano also as a special colour.

Power Blue (EOMG)† £650



Available on Combo also as a special colour.

Imperial Blue (E04P)† £650



Available on Combo also as a special colour.

Flame Red (EOJH)† £650



Available on Combo and Movano also as a special colour.

Golden Yellow (EOBS)† £650



Ardent Red (EOX9)† £650



Available on Combo also as a special colour.

Tropic Beige (EOCC)† £650



Sky Blue (E03L)† £650



Additional lead-time for special paint will be confirmed at order placement (event 25). Consult Retailer for details. The colours reproduced may vary slightly from the actual paint colour. As a result they should be used as a guide only. Your Vauxhall Retailer has a comprehensive display of our paint samples. Please note, vehicles illustrated are not model specific and are for illustrative purposes only.

*Standard exterior paint. **Optional at extra cost excluding VAT. †Optional at extra cost excluding VAT. Not available on Pro models.

Specifications* – Electric

Single-speed electronic drive selector

All-electric single speed drive means there is no need for multiple gears. Instead the e-toggle enables the driver to select from the following:

- Park • Reverse • Neutral • Drive
- Braking (for increased regenerative braking)

Drive mode selector

The driver can determine the driving style by selecting one of the following modes:

- **Normal (107PS):** for a balanced drive that offers a compromise between performance and energy efficiency. WLTP range is validated in this mode
- **Power (136PS):** with high power reserves for the highest top speed and torque. Recommended at full capacity
- **ECO (80PS):** for maximum range and energy efficiency. The ECO mode deactivates all unnecessary energy-consuming features and reduces the top speed, torque and overall performance

Charging

Vivaro Electric comes fitted with an 7.4kW on-board charger and mode 3 cable. An 11kW on-board charger is available as an extra cost option. For more details please consult your local Retailer.

Braking

Energy recuperation

The regenerative braking system works when the vehicle is in motion, energy created by the resistance of the brakes against the drivetrain is converted into DC voltage to partially recharge the battery. The driver can engage braking mode through the drive selector or use the paddle shifters to select the choice of regeneration – light/medium/strong.

Single foot driving experience

The system not only utilises the energy when the brakes are being used, but also engages when the vehicle is coasting, recovering more energy and enabling single foot driving as the brakes automatically engage when the throttle pedal is released.

Please note, EV range assumes that vehicle has been pre-conditioned prior to journey. This function can be accessed either via MyVauxhall App or by using the infotainment system.

Drivetrain – Electric		
CO ₂ emissions	0g/km	
Maximum power	100kW (136PS)	
Maximum torque	260Nm (192lb. ft.)	
Acceleration 0 – 62mph	14.3 sec	
Maximum speed	81mph	
Transmission	Automatic electric drive with fixed gear ratio	
Service interval	Every 25,000 miles or 2 years (whichever comes sooner). Initial inspection at 12,500 miles or 1 year (whichever comes sooner)	
Battery		
Battery capacity	75kWh	
AC on-board charger speed (standard)	7.4kW	
WLTP Range (Combined)	194 – 231 miles	
WLTP Range (City)	tba	
Energy consumption (Combined low/high)	22.4 – 26.4kWh/100km	
Battery warranty	8 years/100,000 miles/70% capacity	
Charging (Supply)	Socket	Charge Time (0 – 100%)
AC current – Domestic 3 pin socket (1.8kW)	Type 2	36h 45m
AC current – Home wallbox or public charger (7.4kW)	Type 2	11h 20m
AC current – Public charger (11kW)**	Type 2	7h 30m
DC current – Rapid charger (100kW)	CCS	45m (5 – 80%)

The Vivaro Electric is a battery electric vehicle requiring mains electricity for charging. Range data given has been determined according to WLTP test procedure methodology. The figures shown are intended for comparability purposes only and should only be compared to other cars tested to the same technical standard. The range you achieve under real world driving conditions will depend upon a number of factors, including but not limited to: the accessories fitted (pre and post registration); charging frequency; personal driving style; vehicle load and route characteristics; variations in weather; heating/air conditioning; pre-conditioning and battery condition. For more information, contact your local Vauxhall Retailer.

*Provisional data. **Requires optional 11kW on board charger.

Specifications – Diesel

Diesel engines	1.5 (120PS) Turbo D Start/Stop BlueInjection	2.0 (145PS) Turbo D BlueInjection	2.0 (145PS) Turbo D Start/Stop BlueInjection auto
Capacity	1499cc	1997cc	1997cc
Maximum power	120PS (88kW) @ 3500rpm	145PS (106kW) @ 3750rpm	145PS (106kW) @ 3750rpm
Maximum torque	300Nm (221lb.ft.) @ 1750rpm	340Nm (251lb.ft.) @ 2000rpm	370Nm (273lb.ft.) @ 2000rpm
Configuration	4 cylinders, 4 valves per cylinder, double overhead camshafts	4 cylinders, 4 valves per cylinder, double overhead camshafts	4 cylinders, 4 valves per cylinder, double overhead camshafts
Fuel/induction system	High pressure turbo-charged direct injection	High pressure turbo-charged direct injection	High pressure turbo-charged direct injection
Emission compliance	Euro 6D (6.3)	Euro 6D (6.3)	Euro 6D (6.3)
Service interval	25,000 miles or 2 years (whichever occurs sooner)	30,000 miles or 2 years (whichever occurs sooner)	32,000 miles or 2 years (whichever occurs sooner)

Specifications* – Diesel

Fuel economy/Emissions Euro 6D (6.3)	WLTP Fuel economy mpg (litres/100km) [#]		CO ₂ (g/km) [#]	
	Combined Low	Combined High	Low	High
Prime Panel Van Euro 6D (6.3)				
1.5 (120PS) Turbo D S/S	38.7	44.8	164	191
2.0 (145PS) Turbo D	34.0	38.7	191	216
2.0 (145PS) Turbo D S/S auto	34.4	39.8	186	215
XL Prime Panel Van Euro 6D (6.3)				
1.5 (120PS) Turbo D S/S	38.2	43.5	169	193
2.0 (145PS) Turbo D	34.0	38.7	191	216
2.0 (145PS) Turbo D S/S auto	34.4	39.8	186	215
Pro Panel Van Euro 6D (6.3)				
1.5 (120PS) Turbo D S/S	38.7	44.8	164	191
2.0 (145PS) Turbo D	34.0	38.7	191	216
XL Pro Panel Van Euro 6D (6.3)				
1.5 (120PS) Turbo D S/S	38.2	43.5	169	193
2.0 (145PS) Turbo D	34.0	38.7	191	216
Prime Doublecab Euro 6D (6.3)				
2.0 (145PS) Turbo D	34.0	38.7	191	216
XL Prime Doublecab Euro 6D (6.3)				
2.0 (145PS) Turbo D	34.0	38.7	191	216

S/S = Start/Stop.

[#]Figures shown are for comparison purposes and should only be compared to the fuel consumption and CO₂ values of other vehicles tested to the same technical standard. The fuel consumption achieved, and CO₂ produced, in real world conditions will depend upon a number of factors including, but not limited to: the accessories fitted (pre and post registration); variations in weather; driving styles and vehicle load. The WLTP (Worldwide Harmonised Light Vehicles Test Procedure) is used to measure fuel consumption and CO₂ figures. The CO₂ figures display a range to reflect the highest value for the highest emitting version with all available options added, through to a minimum value to represent the lowest emitting version in standard specification.

*Provisional data.

Specifications

Transmissions

Six-speed manual gearbox

Diesel engines: 2.0 (120PS/145PS) Turbo D

Eight-speed automatic transmission

Diesel engines: 2.0 (145PS/180PS) Turbo D

By simply twisting the dial, the following modes can be selected:

- Park, for when the vehicle is stationary and the wheels are locked
- Drive, for automatic forward motion
- Neutral, for when the vehicle is stationary, wheels are free
- Reverse, for automatic backward motion

For an extra experience of dynamism, the shift paddles for automatic transmissions are located behind the steering wheel, offering drivers an extra level of control that is highly ergonomic and intuitive. The shift paddles function in the following way:

- To go up a gear, the driver must pull the right lever towards themselves
- To go down a gear, the driver must pull the left lever towards themselves – Please note: only consecutive gear changes are possible

Steering

- Electronic power steering
- Energy absorbing steering column
- Turning circle (kerb-to-kerb): 12.4m (40.7ft.)

Brakes

- Front ventilated disc brakes: 304mm x 28mm
- Rear disc brakes: 290mm x 12mm
- Emergency brake assist
- Electronic brakeforce distribution

Suspension

- Front: Independent. MacPherson struts with gas-pressure dampers and linear-rate coil springs. Anti-roll bar
- Rear: Torsion beam with gas-pressure dampers and constant-rate coil springs

Fuel tank capacities

- 70 litres – Diesel
- 22.5 litres – AdBlue®

Exterior dimensions – mm	Vivaro	Vivaro XL
Length	4959	5309
Width (with mirrors)	2204	2204
Height	1904	1935
Wheelbase	3275	3275
Loadspace dimensions – mm	Vivaro	Vivaro XL
Maximum length at load floor – Panel Van*	2512	2862
Mid-height load length – Panel Van	2185	2535
Maximum length with load-through facility maximum length to front footwell – Panel Van	3674	4024
Maximum length at load floor – Doublecab	2017	2365
Mid-height load length behind rear seats – Doublecab	1352	1700
Maximum width	1636	1636
Width between wheel arches	1258	1258
Maximum height	1397	1397
Loadspace access – mm	Vivaro	Vivaro XL
Side door aperture height	1241	1241
Side door aperture width	935	935
Rear door aperture height	1220	1220
Rear door aperture width	1282	1282
Loading height – Maximum	613	633
Loading height – Minimum	544	600
Loadspace volumes – cu.m	Vivaro	Vivaro XL
Panel Van	5.3	6.1
Panel Van with load-through facility	5.8	6.6
Doublecab	3.2	4.0

*Maximum load floor length along centre can be impacted by rear door locking mechanism – approximately 50mm.

Glossary of terms

Plated weight

The maximum weight to which a vehicle or an axle may be loaded, determined either by the design of the components or by legislation. All commercial vehicles must carry a manufacturer's 'plate' showing the vehicle and axle gross 'plated weights'. It is an offence to drive a vehicle in a condition where any of these weights are exceeded.

Minimum Mass

Minimum Mass ('Mass in running order' on Certificate of Conformity and 'Mass in Service' on V5C form) is defined according to European Type Approval and include all fluids, tools and 90% fuel load. It is minimum mass for this variant and does not consider local specification/trim or deletable options (specific to Movano). Weights are also subject to manufacturing tolerances (EU Legislation allows 5% tolerance).

Gross Vehicle Weight (GVW)

The total permissible weight of a vehicle including payload and passengers, as shown on the manufacturer's plate.

Gross Combination Weight (GCW)

The maximum permissible weight of a vehicle, including payload and passengers, combined with the total weight of any trailer it is towing. The maximum GCW weight limit is quoted on the vehicle plate and must not be exceeded.

Payload

The total permissible weight that can be carried without exceeding the vehicle's plated weight. Payload do not include driver but do take into consideration specification/trim level:

Weights are also subject to manufacturing tolerances (EU Legislation allows 5% tolerance). Payload does not consider any additional options that a customer may order.

Roof loads

Roof load should not exceed 100kg including the weight of the roof rack/carrier

Maximum towing weight

The maximum weight of any trailer and its load which may be towed within the limit of the vehicle's plated Gross Combination Weight (GCW). It is based on the ability of the vehicle – at full GCW – to restart on a 12% gradient, which is approximately 1 in 8.3, at sea level. At altitudes above 1500 metres, the engine output may drop with a corresponding reduction in towing capability. It is the operator's responsibility to ensure that the trailer noseweight does not cause the rear axle plated weight of the towing vehicle to be exceeded.

Always fit Vauxhall towing attachments and accessories available from your Vauxhall Commercial Vehicle Retailer. They are designed specifically for Vauxhall models and carry a 12-month warranty.

Commercial Vehicle Categories

Differences between M1/N1 and M2/N2 (Vehicles with GVW above 3500kg)

Category M: Passenger carriers

Category M1: Vehicles designed and constructed for the carriage of passengers and comprising no more than eight seats in addition to the driver's seat.

Category M2: Vehicles designed and constructed for the carriage of passengers, comprising more than eight seats in addition to the driver's seat, and having a maximum mass not exceeding 5 tonnes.

Category N: Goods vehicles

Category N1: Vehicles designed and constructed for the carriage of goods and having a maximum mass not exceeding 3.5 tonnes.

Category N2: Vehicles designed and constructed for the carriage of goods and having a maximum mass exceeding 3.5 tonnes but not exceeding 12 tonnes.

Specific differences, all M2/N2 require the following:

Speed limiter: All M2/N2 vehicles are legally required to be speed limited. M2 to 62mph and N2 to 56mph.

Conversions

A new conversion portal has been introduced. This significantly improves the transparency and response of all communication with body-builders, and converters: converters-and-groupe-psa.com

This website contains complete technical guidelines necessary to convert Vauxhall commercial vehicles – Combo (eK9/K9); Vivaro (eKO/KO); Movano (eX250/X250).

- Conversion Guidelines
- 2D Drawings
- 3D CAD
- WLTP Range/Emission Calculator
- Technical Questions
- Conversion Approval including LONO

Any converter of Vauxhall product should create an account on this portal including those using IVA as approval process. In fact WLTP will make this necessary.

Further information

Vauxhall on-the-road recommended retail prices (RRP)

To eliminate uncertainty about hidden costs incurred when buying a new commercial vehicle, Vauxhall publishes on-the-road prices and these are shown in the pricing tables within this price guide. The prices shown are manufacturer's recommended retail prices (RRP) unless otherwise stated, exclusive of VAT (currently at a rate of 20% which may be payable). These prices include the recommended cost of number plates, delivery to a Vauxhall Retailer of £695.00 (£834.00 including VAT), 12 months' Government Vehicle Excise Duty* and the DVLA new vehicle first registration fee of £55.00.*

Please note: The RRP does not include fuel supplied by the Retailer, motor insurance or any other goods or services supplied by agreement between the Retailer and customer.

*Correct at time of publication.

Price protection

Order a new Vauxhall for build in the current model year (as confirmed by your Retailer) for delivery no more than three months in advance and the price you are quoted is the price you pay. This is irrespective of any subsequent price rises between placing your order and delivery of your new car, but you must take delivery as soon as the car is available.

Please note: Vauxhall Motors Limited is not liable for price adjustments caused by Government changes in the rate of VAT (currently 20%), Vehicle Excise Duty, DVLA new vehicle first registration fee or by any other applicable legislation or regulations.

Vehicle Excise Duty

The amount of Vehicle Excise Duty (road fund licence) payable on new commercial vehicles varies depending on gross vehicle weight (GVW) and European standard emissions compliance.

Customer Care Commitment

For added peace of mind, Vauxhall has an innovative Customer Care Commitment** that offers the following:

- Three-year vehicle warranty consisting of a one-year/unlimited mileage manufacturer's warranty and a second and third year manufacturer's warranty with a 100,000 miles limitation
- Vauxhall Assistance for 12 months from first registration
- Five years' body panel anti-perforation warranty

**Warranty is only on vehicles sourced from Vauxhall Motors Limited. Terms and conditions apply – please see your Vauxhall Retailer for details.

Vauxhall Assistance

Vauxhall Assistance is provided automatically with every new Vauxhall Commercial Vehicle for 12 months from first registration and covers everything from accidents, mechanical breakdown to flat tyres. For even more peace of mind, for fully electric models the cover is extended[†] to 3 years. With Vauxhall Assistance help is literally just a free^{††} phone call away, 24 hours a day, 365 days a year!

[†]Terms and conditions apply. Please click [here](#) for full terms and conditions. ^{††}Mobile phone users will be charged at their standard tariff.

Vauxhall Extended Warranty

For complete peace of mind Vauxhall offers an extended warranty that can be purchased on an annual basis following the expiry of the original new vehicle warranty. It covers most mechanical and electrical components. Terms and conditions apply, for further details please contact your local Vauxhall Retailer.

Vauxhall Service Plan

Vauxhall Retailers offer a great service for owners of all Vauxhall vehicles. Value for money, regular offers and free check-ups, combined with the peace of mind that comes from using Vauxhall-trained technicians and genuine parts, help keep your vehicle in peak condition at all times. Every Vauxhall Retailer supports our customer promise, see vauxhall.co.uk/discover/here-for-you.html

Protecting the environment

Our products are increasingly winning environmental awards, both through the use of more recycled materials and by becoming cleaner and more efficient. For information on Vauxhall's efforts to achieve an environmentally sustainable future, including information on Design for Recycling, take-back of End-of-Life Vehicles (ELVs), and the recycling of ELVs, see vauxhall.co.uk/recycling

In the event of an accident...

Vauxhall Accident Management helps keep you mobile following an accident. Benefits include vehicle recovery, Vauxhall-approved repairs and contacting your insurer. For more details, visit vauxhall.co.uk/AccidentManagement

Van Business Centres

Keeping your van on the road. We know how important your van is to you, that's why we're geared up to minimise your downtime.

Our nationwide Van Business Centres provide fast, convenient value for money servicing, repairs and MOTs.

- All work is carried out by Vauxhall trained technicians using only genuine parts
- No appointments are required for diagnosis and we offer a 'while you wait' service

We have all the expertise required and will spare no effort to get you back in business as soon as possible.

LEASYS

Leasys UK

Leasys is the proud Business Contract Hire partner of Vauxhall and consequently, can provide quick vehicle delivery to keep your business mobile.

Specialised in Medium to Long-Term Leasing options and Fleet Management solutions for businesses of all sizes, [Leasys](#) lead mobility by offering sustainable and innovative solutions designed around customers, for a best-in-class experience. Their team of experts can personally support you and provide dedicated consultation.

[Leasys](#) is equally owned by Stellantis and Crédit Agricole Consumer Finance and is a member of the British Vehicle Rental and Leasing Association (BVRLA).

For further information, please contact your local Vauxhall Retailer or visit leasys.com/uk

For more product information

For further information on the Vauxhall range or location of your nearest Vauxhall Retailer please call **0800 026 0034**. Alternatively, details can be found on our website at vauxhall.co.uk

VAUXHALL

For more information call **0800 026 0034**

For Fleet enquiries call **0203 476 2268**

Discover the full Vauxhall range at **[vauxhall.co.uk](https://www.vauxhall.co.uk)**

Join us online

The invoice price, including delivery to Retailer, factory-fitted options, accessories fitted by the Retailer and number plates, is subject to VAT. Some feature descriptions in this guide may refer to, and some illustrations may show, optional equipment not included in the standard delivery. The information contained in this guide was accurate at the time of publication. We reserve the right to make changes in design and equipment. Please note that Vauxhall Retailers are not the agents of Vauxhall Motors Limited and are not authorised to bind Vauxhall Motors Limited by any specific or implied undertaking or representation. It is advisable to ensure that your motor insurance policy provides adequate cover for additional fitted options and accessories. The colours in this guide are only approximate actual colours. Illustrated optional equipment is available at extra charge. Availability, technical features and equipment provided on our vehicles can vary by model. For precise information on the equipment provided on our vehicles, please contact your local Vauxhall Retailer.

Price and Specification Guide
6 April 2023 | Model Year 2023A



Movano

Including Electric Range

Contents

To find the information you want use the links below to navigate around the guide:

[Choose Your Body Variant](#)

[Infotainment](#)

[Dimensions and Capacities](#)

[Models](#)

[Interior Style and Comfort](#)

[Glossary of Terms](#)

[Prices and Weights](#)

[Exterior Colours](#)

[Further Information](#)

[Fuel Economy and Emissions](#)

[Wheels and Tyres](#)

[Features/Options](#)

[Specifications](#)

Choose Your Body Variant

Panel Van – L1 models



VX_MOV_33440

L1 H1 F3000/F3300

Panel Van – L2 models



VX_MOV_32228

L2 H1 F3500



VX_MOV_32229

L2 H2 F3500

Panel Van – L3 models



VX_MOV_32233

L3 H2 F3500/F3500 Heavy



VX_MOV_32231

L3 H3 F3500

Glazed Panel Van



VX_MOV_33541

L3 H2 F3500

Panel Van – L4 models



VX_MOV_32230

L4 H2 F3500 Heavy/F4000 Heavy



VX_MOV_32232

L4 H3 F3500 Heavy

Glazed Panel Van



VX_MOV_33542

L4 H1 F4000

Chassis Cab – L2 models



VX_MOV_32234

L2 H1 F3500


Chassis Cab – L3 models



VX_MOV_32235

L3 H1 F3500

Crew Cab – L3 models



VX_MOV_32236

L3 H1 F3500

Platform Cab – L3 models



VX_MOV_33545

L3 F3500/F4000

Platform Cab – L4 models



VX_MOV_34307

L4 F3500

Choose Your Conversion

Tipper – L2



VX_MOV_34260

Tipper – L3 Crew Cab



VX_MOV_34261

Curtainside – L3



VX_MOV_34267

Curtainside – L4



VX_MOV_34268

Dropside – L2



VX_MOV_34259

Dropside – L3



VX_MOV_34262

Dropside – L4



VX_MOV_34263

Dropside – L3 Crew Cab



VX_MOV_34264

Luton – L3



VX_MOV_34265

Luton – L4



VX_MOV_34266

Low-Floor Luton – L3



VX_MOV_34269

Movano Panel Van/Chassis/ Crew Cab/Platform Cab



VX_MOV_32197

Prime OTR from £27,965.83*

Infotainment:

- Satellite Navigation system
 - 5-inch colour touchscreen
 - AM/FM/DAB digital radio
 - Bluetooth®
 - USB connection
 - Roof mounted aerial
- Vauxhall Connect

Interior convenience/styling:

- Air conditioning
- Six-way driver's seat with lumbar adjustment
- Driver's seat armrest
- Dual passenger's bench seat
- Glovebox including air conditioning cooling functionality
- Electronic cruise control
- Speed limiter
- Steering wheel mounted controls
- Steering column adjustable for reach
- Two cupholders/phone storage
- 12-volt accessory sockets in cabin/load area

Exterior convenience/styling:

- Electrically adjustable/heated door mirrors with twin lenses
- Manually foldable door mirrors
- Electrically operated front windows
- Nearside sliding side-access door (Panel Van only)
- Twin unglazed rear doors (Panel Van only)
- 15-inch steel wheels with centre caps (3500 models)
- 16-inch steel wheels with centre caps (3500 Heavy/4000 models)
- Tyre inflation kit
- Rear parking distance sensors (Panel Van only)

Safety/security:

- Remote control security alarm system
- Driver's airbag
- Electronic stability programme
- Hill start assist
- Full-height steel bulkhead
- Daytime running lights
- Remote control central deadlocking
- Seatbelt unfastened warning

Prime Chassis/ Crew Cab OTR from £29,505.83*

Chassis Crew Cabs additionally feature:

- Four passenger rear bench seat with underseat storage

Prime Platform Cab OTR from £30,015.83*

Please note: Movano Electric models do not include Vauxhall Connect.
*OTR price excluding VAT.

Movano Tipper



VX_MOV_34169

Prime Chassis Cab

OTR from
£33,392.23*

Tippers are commercial vehicles with an open platform that can be raised at the cab end to enable the load to be tipped out with ease.

- Load length up to 2.87m
- Body approved to European design standards

Key features:

- Double-skinned aluminium sideboard
- Three levels of load-lashing rails against the bulkhead and long load-lashing rail incorporated along top of the tailboard
- High vis red and yellow finish to the tailboard
- 15mm thick, full birch non-slip deck
- Lashing rings built into aluminium side extrusions
- Electro-hydraulic lift with automatic overload prevention system

Prime Chassis Crew Cab

OTR from
£35,349.23*

Chassis Crew Cabs additionally feature:

- Four passenger rear bench seat with underseat storage

*OTR price excluding VAT.

Movano Dropside



VX_MOV_34168

Prime Chassis Cab

OTR from
£31,229.23*

Dropsides are commercial vehicles with an open platform that has fold-down side panels, allowing easy loading and unloading of goods.

- Load length up to 3.64m
- Body approved to European design standards

Key features:

- Boards are designed to withstand a burst load of 1.7 tonnes
- Three levels of load-lashing rails against the bulkhead
- Aluminium corner posts that extend above the tailboard to form lateral stops
- 15mm thick, full birch non-slip deck
- Lashing rings built into aluminium side extrusions

Prime Chassis Crew Cab

OTR from
£33,289.23*

Chassis Crew Cabs additionally feature:

- Four passenger rear bench seat with underseat storage

*OTR price excluding VAT.

Movano Luton Box Van



VX_MOV_34170

**Prime
Chassis Cab**

**OTR from
£35,349.23***

Luton Box Vans are chassis fitted with a large enclosed box on the back. The cargo area of the Luton Box Van extends over the cab. This vehicle is perfect for moving large goods.

- Load volume up to 20m³
- Body approved to European design standards

Key features:

- Aerodynamic pod providing additional storage area
- Lightweight roller shutter rear door
- High-quality GRP panels (11mm thick)
- 15mm thick floor
- Interior LED light
- Internal load locks and tie rails along side panels
- Tail lift fitted as standard
- High impact kick strips along side panels and bulkhead to provide protection

*OTR price excluding VAT.

Movano Curtainside



VX_MOV_34068

**Prime
Chassis Cab**

**OTR from
£36,688.23***

Curtainsides are similar to Luton Box Vans except the sides of the body slide open (like curtains), enabling side access as well as rear access for loading and unloading goods.

- Load volume up to 20m³
- Body approved to European design standards

Key features:

- Aerodynamic Luton pod incorporating additional storage area
- Flush fitting double rear doors
- Blue curtains with a side aperture of 2000mm
- 15mm thick anti-slip flooring
- 20 x integrated load lashing points down each side of floor
- Interior LED PIR light
- Translucent fibreglass roof

*OTR price excluding VAT.

Movano Low-Floor Luton Box Van



VX_MOV_34070

**Prime
Chassis Cab**

**OTR from
£39,160.23***

Low-Floor Luton Box Vans are built on the platform floor cabs (as opposed to chassis cabs), therefore providing the user with a lower easy access loading eliminating the need for extra loading equipment.

- Load volume up to 22m³
- Body approved to European design standards

Key features:

- Aerodynamic Luton pod incorporating additional storage area
- Narrow lath aluminium roller shutter
- Lightweight 17mm body side panels
- 12mm thick anti-slip flooring
- 3 levels of internal load lock rails to side walls
- Interior LED PIR light
- Lightweight rear frame
- Translucent fibreglass roof

*OTR price excluding VAT.

Movano Electric Prices/Weights – N1 models*

(Provisional data)

	LCDV Code	Minimum Mass (kg)*	Maximum indicative payload (kg)*	Gross Vehicle Weights (GVW) (kg)	Plated weights (kg)		Price (£) exc. VAT	On-the-road RRP before PiVG (£) exc. VAT	On-the-road RRP after PiVG (£) exc. VAT
					Front axle	Rear axle			
L3 H2 Prime Panel Van									
3500 90kW (120PS) auto Heavy – 75kWh battery	2GU95LHS86T009E5	2760	710	3500	2100	2400	62,735.00	63,485.83	58,485.83
L4 H2 Prime Panel Van									
3500 90kW (120PS) auto Heavy – 75kWh battery	2GU97LHS86T009E5	2855	665	3500	2100	2400	63,635.00	64,385.83	59,385.83

Please note: On-the-road recommended retail prices (RRP) include number plates and delivery to Retailer of £695.83 exc. VAT (£835.00 inc. VAT) and new vehicle first registration fee of £55.00 (correct at time of publication). Excludes fuel and insurance. Price has been calculated using manufacturer estimates and includes an OZEV grant of up to £5,000.00 which has been deducted from the price of the vehicle (OZEV Grant not available in the Isle of Man). Movano Electric is expected to be a qualifying model for this grant subject to acceptance by OZEV. Please check with your Retailer for latest status. The grant is a government incentive and is subject to withdrawal prior to delivery of your vehicle. Retailers may be required to carry out more than one credit check during the course of the order process. You may be required to place a deposit when placing your order with your supplying Retailer. In the event of a price change, deposit refunds will be governed by your supplying Retailer's policy and as such must be discussed with the supplying Retailer.

*For definitions please refer to Glossary of Terms. Gross plated weights (including axle weights) quoted on the vehicle plate are to UK plated weight specification and must never be exceeded.

Movano Panel Van Prices/Weights – N1 models*

(Provisional data)

	LCDV Code	Minimum Mass (kg)*	Maximum indicative payload (kg)*	Gross Vehicle Weights (GVW) (kg)	Plated weights (kg)		Towing weights (kg) Braked	Plated Gross Combination Weights (GCW) (kg)	Price (£) exc. VAT	On-the-road RRP (£) exc. VAT
					Front axle	Rear axle				
L1 H1 Prime Panel Van Euro 6D (6.4)										
3000 2.2 (120PS) Turbo D S/S	2GU91DHOYKTOA0E5	1950	1050	3000	tba	tba	2500	5500	26,895.00	27,965.83
3300 2.2 (120PS) Turbo D S/S	2GU91EHOYKTOA0E5	1950	1350	3300	tba	tba	2500	5800	27,750.00	28,820.83
L2 H1 Prime Panel Van Euro 6D (6.4)										
3500 2.2 (140PS) Turbo D S/S	2GU93FHOXKTOA0E5	2005	1495	3500	1870	2000	2500	6000	30,315.00	31,385.83
L2 H2 Prime Panel Van Euro 6D (6.4)										
3500 2.2 (140PS) Turbo D S/S	2GU93KHOXKTOA0E5	2030	1470	3500	1870	2000	2500	6000	31,170.00	32,240.83
L3 H2 Prime Glazed Panel Van Euro 6D (6.4)										
3500 2.2 (140PS) Turbo D S/S	2GU95WHOXKTOA0E5	2190 (tba)	1310 (tba)	3500	1870	2000	2500	6000	32,455.00	33,525.83
L3 H2 Prime Panel Van Euro 6D (6.4)										
3500 2.2 (140PS) Turbo D S/S	2GU95KHOXKTOA0E5	2080	1420	3500	1870	2000	2500	6000	32,025.00	33,095.83
3500 2.2 (140PS) Turbo D S/S Heavy	2GU95LHOXKTOA0E5	2120	1380	3500	2100	2400	3000	6500	32,455.00	33,525.83
3500 2.2 (165PS) Turbo D S/S	2GU95KHOWKTOA0E5	2085	1415	3500	1870	2000	2500	6000	32,880.00	33,950.83
L3 H3 Prime Panel Van Euro 6D (6.4)										
3500 2.2 (140PS) Turbo D S/S	2GU95NHOXKTOA0E5	2105	1395	3500	1870	2000	2500	6000	32,880.00	33,950.83
L4 H2 Prime Panel Van Euro 6D (6.4)										
3500 2.2 (140PS) Turbo D S/S Heavy	2GU97LHOXKTOA0E5	2125	1375	3500	2100	2400	3000	6500	33,310.00	34,380.83
L4 H3 Prime Panel Van Euro 6D (6.4)										
3500 2.2 (140PS) Turbo D S/S Heavy	2GU97OHOXKTOA0E5	2195	1305	3500	2100	2400	3000	6500	34,165.00	35,235.83

S/S = Start/Stop.

Please note: On-the-road recommended retail prices (RRP) include number plates and delivery to retailer of £695.83 exc. VAT (£835.00 inc. VAT), 12 months' Vehicle Excise Duty and new vehicle first registration fee of £55.00. Excludes fuel and insurance.

*For definitions please refer to Glossary of Terms. Gross plated weights (including axle weights) quoted on the vehicle plate are to UK plated weight specification and must never be exceeded. Unbraked towing weight 750kg – all models.

Movano Chassis/Crew/Platform Cab Prices/Weights

- N1 models* (Provisional data)

	LCDV Code	Minimum Mass (kg)*	Maximum indicative payload (kg)*	Gross Vehicle Weights (GVW) (kg)	Plated weights (kg)		Towing weights (kg) Braked	Plated Gross Combination Weights (GCW) (kg)	Price (£) exc. VAT	On-the-road RRP (£) exc. VAT
					Front axle	Rear axle				
L2 H1 Prime Chassis Cab Euro 6D (6.4)										
3500 2.2 (140PS) Turbo D S/S	2GU94FHOXKTOA0E5	1710	1790	3500	1850	2000	2500	6000	28,435.00	29,505.83
3500 2.2 (140PS) Turbo D S/S Heavy	2GU94GHOXKTOA0E5	1750	1750	3500	2100	2400	3000	6500	28,860.00	29,930.83
L3 H1 Prime Chassis Cab Euro 6D (6.4)										
3500 2.2 (140PS) Turbo D S/S	2GU96FHOXKTOA0E5	1730	1770	3500	1850	2000	2500	6000	28,945.00	30,015.83
3500 2.2 (165PS) Turbo D S/S Heavy	2GU96GHOWKTOA0E5	1770	1730	3500	2100	2400	3000	6500	29,375.00	30,445.83
L3 H1 Prime Chassis Crew Cab Euro 6D (6.4)										
3500 2.2 (140PS) Turbo D S/S	2GU96XHOXKTOA0E5	1945	1555	3500	1850	2000	2500	6000	30,230.00	31,300.83
3500 2.2 (140PS) Turbo D S/S Heavy	2GU96YHOXKTOA0E5	1985	1515	3500	2100	2400	3000	6500	30,655.00	31,725.83
L3 H1 Prime Platform Cab Euro 6D (6.4)										
3500 2.2 (140PS) Turbo D S/S	2GU96QHOXKTOA0E5	1785	1715	3500	1850	2000	2500	6000	28,945.00	30,015.83
L4 H1 Prime Platform Cab Euro 6D (6.4)										
3500 2.2 (140PS) Turbo D S/S	2GU98QHOXKTOA0E5	1835	1665	3500	1850	2000	2500	6000	29,205.00	30,275.83

S/S = Start/Stop.

Please note: On-the-road recommended retail prices (RRP) include number plates and delivery to retailer of £695.83 exc. VAT (£835.00 inc. VAT), 12 months' Vehicle Excise Duty and new vehicle first registration fee of £55.00. Excludes fuel and insurance.

*For definitions please refer to Glossary of Terms. Gross plated weights (including axle weights) quoted on the vehicle plate are to UK plated weight specification and must never be exceeded. Unbraked towing weight 750kg – all models.

Movano Panel Van Prices/Weights – N2 models*

(Provisional data)

	LCDV Code	Minimum Mass (kg)*	Maximum indicative payload (kg)*	Gross Vehicle Weights (GVW) (kg)	Plated weights (kg)		Towing weights (kg) Braked	Plated Gross Combination Weights (GCW) (kg)	Price (£) exc. VAT	On-the-road RRP (£) exc. VAT
					Front axle	Rear axle				
L4 H2 Prime Glazed Panel Van Euro 6D (6.4)										
4000 2.2 (165PS) Turbo D S/S Heavy	2GU97YHOWKTOA0E5	2275 (tba)	1725 (tba)	4000	2100	2400	2500	6500	35,445.00	36,360.83
L4 H2 Prime Panel Van Euro 6D (6.4)										
4000 2.2 (165PS) Turbo D S/S Heavy	2GU97MHOWKTOA0E5	2210	1790	4000	2100	2400	2500	6500	35,020.00	35,935.83

Movano Platform Cab Prices/Weights – N2 models*

(Provisional data)

	LCDV Code	Minimum Mass (kg)*	Maximum indicative payload (kg)*	Gross Vehicle Weights (GVW) (kg)	Plated weights (kg)		Towing weights (kg) Braked	Plated Gross Combination Weights (GCW) (kg)	Price (£) exc. VAT	On-the-road RRP (£) exc. VAT
					Front axle	Rear axle				
L3 H1 Prime Platform Cab Euro 6D (6.4)										
4000 2.2 (165PS) Turbo D S/S Heavy	2GU96SHOWKTOA0E5	1825	2175	4000	2100	2400	2500	6500	31,085.00	32,000.83

S/S = Start/Stop.

Please note: On-the-road recommended retail prices (RRP) include number plates and delivery to retailer of £695.83 exc. VAT (£835.00 inc. VAT), 12 months' Vehicle Excise Duty and new vehicle first registration fee of £55.00. Excludes fuel and insurance.

*For definitions please refer to Glossary of Terms. Gross plated weights (including axle weights) quoted on the vehicle plate are to UK plated weight specification and must never be exceeded. Unbraked towing weight 750kg – all models.

Movano Tipper/Dropside/Luton/Curtainside/ Low-Floor Luton Prices/Weights* (Provisional data)

	LCDV Code	Minimum Mass (kg)*	Maximum indicative payload (kg)*	Gross Vehicle Weights (GVW) (kg)	Plated weights (kg)		Towing weights (kg) Braked	Plated Gross Combination Weights (GCW) (kg)	Price (£) exc. VAT	On-the-road RRP (£) exc. VAT
					Front axle	Rear axle				
L2 H1 Prime Chassis Cab Tipper Euro 6D (6.4)										
3500 2.2 (140PS) Turbo D S/S	2GU94FHOXKU09QE5	2325	1175	3500	1850	2000	2500	6000	32,321.40	33,392.23
L3 H1 Prime Chassis Crew Cab Tipper Euro 6D (6.4)										
3500 2.2 (140PS) Turbo D S/S	2GU96XHOXKU09QE5	2511	989	3500	1850	2000	2500	6000	34,278.40	35,349.23
L2 H1 Prime Chassis Cab Dropside Euro 6D (6.4)										
3500 2.2 (140PS) Turbo D S/S	2GU94FHOXKU09SE5	2179	1321	3500	1850	2000	2500	6000	30,158.40	31,229.23
L3 H1 Prime Chassis Cab Dropside Euro 6D (6.4)										
3500 2.2 (140PS) Turbo D S/S	2GU96FHOXKU09SE5	2208	1292	3500	1850	2000	2500	6000	31,188.40	32,259.23
L4 H1 Prime Chassis Cab Dropside Euro 6D (6.4)										
3500 2.2 (140PS) Turbo D S/S	2GU96FHOXKU09RE5	2229	1271	3500	1850	2000	2500	6000	32,218.40	33,289.23
L3 H1 Prime Chassis Crew Cab Dropside Euro 6D (6.4)										
3500 2.2 (140PS) Turbo D S/S	2GU96XHOXKU09SE5	2381	1119	3500	1850	2000	2500	6000	32,218.40	33,289.23
L3 H1 Prime Chassis Cab Luton Euro 6D (6.4) – with tail lift										
3500 2.2 (140PS) Turbo D S/S	2GU96FHOXKU09TE5	2496	1004	3500	1850	2000	2500	6000	34,278.40	35,349.23
L4 H1 Prime Chassis Cab Luton Euro 6D (6.4) – with tail lift										
3500 2.2 (140PS) Turbo D S/S	2GU96FHOXKU09UE5	2637	863	3500	1850	2000	2500	6000	35,308.40	36,379.23
L3 H1 Prime Chassis Cab Curtainside Euro 6D (6.4)										
3500 2.2 (140PS) Turbo D S/S	2GU96FHOXKU09VE5	2466	1034	3500	1850	2000	2500	6000	35,617.40	36,688.23
L4 H1 Prime Chassis Cab Curtainside Euro 6D (6.4)										
3500 2.2 (140PS) Turbo D S/S	2GU96FHOXKU09WE5	2559	941	3500	1850	2000	2500	6000	36,647.40	37,718.23
L3 H1 Prime Chassis Cab Low-Floor Luton Euro 6D (6.4)										
3500 2.2 (140PS) Turbo D S/S	2GU96QHOXKU09WE5	2133	1367	3500	1850	2000	2500	6000	38,089.40	39,160.23

S/S = Start/Stop.

Please note: On-the-road recommended retail prices (RRP) include number plates and delivery to retailer of £695.83 exc. VAT (£835.00 inc. VAT), 12 months' Vehicle Excise Duty and new vehicle first registration fee of £55.00. Excludes fuel and insurance.

*For definitions please refer to Glossary of Terms. Gross plated weights (including axle weights) quoted on the vehicle plate are to UK plated weight specification and must never be exceeded. Unbraked towing weight 750kg – all models.

Fuel Economy and Emissions – N1 models

	WLTP Fuel economy mpg (litres/100km) [#]		CO ₂ (g/km) [#]	
	Combined Low	Combined High	High	Low
L1 H1 Prime Panel Van Euro 6D (6.4)				
3000 2.2 (120PS) Turbo D S/S	25.9 (10.9)	36.2 (7.8)	285	205
3300 2.2 (120PS) Turbo D S/S	25.9 (10.9)	36.2 (7.8)	285	205
L2 H1 Prime Panel Van Euro 6D (6.4)				
3500 2.2 (140PS) Turbo D S/S	25.4 (11.1)	39.2 (7.2)	292	188
L2 H2 Prime Panel Van Euro 6D (6.4)				
3500 2.2 (140PS) Turbo D S/S	25.4 (11.1)	39.2 (7.2)	292	188
L3 H2 Prime Glazed Panel Van Euro 6D (6.4)				
3500 2.2 (140PS) Turbo D S/S	25.4 (11.1)	39.2 (7.2)	292	188
L3 H2 Prime Panel Van Euro 6D (6.4)				
3500 2.2 (140PS) Turbo D S/S	25.4 (11.1)	39.2 (7.2)	292	188
3500 2.2 (140PS) Turbo D S/S Heavy	25.4 (11.1)	39.2 (7.2)	292	188
3500 2.2 (165PS) Turbo D S/S	25.4 (11.1)	40.4 (7.0)	295	188
L3 H3 Prime Panel Van Euro 6D (6.4)				
3500 2.2 (140PS) Turbo D S/S	25.4 (11.1)	39.2 (7.2)	292	188
L4 H2 Prime Panel Van Euro 6D (6.4)				
3500 2.2 (140PS) Turbo D S/S Heavy	25.4 (11.1)	39.2 (7.2)	292	188
L4 H3 Prime Panel Van Euro 6D (6.4)				
3500 2.2 (140PS) Turbo D S/S Heavy	25.4 (11.1)	39.2 (7.2)	292	188

S/S = Start/Stop.

[#]Figures shown are for comparison purposes and should only be compared to the fuel consumption and CO₂ values of other vehicles tested to the same technical standard. The fuel consumption achieved, and CO₂ produced, in real world conditions will depend upon a number of factors including, but not limited to: the accessories fitted (pre and post registration); variations in weather; driving styles and vehicle load. The WLTP (Worldwide Harmonised Light Vehicles Test Procedure) is used to measure fuel consumption and CO₂ figures. The CO₂ figures display a range to reflect the highest value for the highest emitting version with all available options added, through to a minimum value to represent the lowest emitting version in standard specification. Please note, N2 emissions are not tested according to WLTP.

Fuel Economy and Emissions – N1 models

	WLTP Fuel economy mpg (litres/100km) [#]		CO ₂ (g/km) [#]	
	Combined Low	Combined High	High	Low
L2 H1 Prime Chassis Cab Euro 6D (6.4)				
3500 2.2 (140PS) Turbo D S/S	20.0 (14.1)	31.4 (9.0)	368	235
3500 2.2 (140PS) Turbo D S/S Heavy	20.0 (14.1)	31.4 (9.0)	368	235
L3 H1 Prime Chassis Cab Euro 6D (6.4)				
3500 2.2 (140PS) Turbo D S/S	20.0 (14.1)	31.4 (9.0)	368	235
3500 2.2 (165PS) Turbo D S/S Heavy	20.6 (13.7)	31.4 (9.0)	360	235
L3 H1 Prime Chassis Crew Cab Euro 6D (6.4)				
3500 2.2 (140PS) Turbo D S/S	20.0 (14.1)	31.4 (9.0)	368	235
3500 2.2 (140PS) Turbo D S/S Heavy	20.0 (14.1)	31.4 (9.0)	368	235
L3 H1 Prime Platform Cab Euro 6D (6.4)				
3500 2.2 (140PS) Turbo D S/S	20.0 (14.1)	31.4 (9.0)	368	235
L4 H1 Prime Platform Cab Euro 6D (6.4)				
3500 2.2 (140PS) Turbo D S/S	20.0 (14.1)	31.4 (9.0)	368	235

S/S = Start/Stop.

[#]Figures shown are for comparison purposes and should only be compared to the fuel consumption and CO₂ values of other vehicles tested to the same technical standard. The fuel consumption achieved, and CO₂ produced, in real world conditions will depend upon a number of factors including, but not limited to: the accessories fitted (pre and post registration); variations in weather; driving styles and vehicle load. The WLTP (Worldwide Harmonised Light Vehicles Test Procedure) is used to measure fuel consumption and CO₂ figures. The CO₂ figures display a range to reflect the highest value for the highest emitting version with all available options added, through to a minimum value to represent the lowest emitting version in standard specification. Please note, N2 emissions are not tested according to WLTP.

Fuel Economy and Emissions – Conversions

	WLTP Fuel economy mpg (litres/100km) [#]		CO ₂ (g/km) [#]	
	Combined Low	Combined High	High	Low
L2 H1 Prime Chassis Cab Tipper Euro 6D (6.4)				
3500 2.2 (140PS) Turbo D S/S	27.4 (10.3)	29.1 (9.7)	295	270
L3 H1 Prime Chassis Crew Cab Tipper Euro 6D (6.4)				
3500 2.2 (140PS) Turbo D S/S	26.6 (10.6)	28.5 (9.9)	303	279
L2 H1 Prime Chassis Cab Dropside Euro 6D (6.4)				
3500 2.2 (140PS) Turbo D S/S	28.0 (10.1)	29.7 (9.5)	288	264
L3 H1 Prime Chassis Cab Dropside Euro 6D (6.4)				
3500 2.2 (140PS) Turbo D S/S	28.0 (10.1)	29.7 (9.5)	289	265
L4 H1 Prime Chassis Cab Dropside Euro 6D (6.4)				
3500 2.2 (140PS) Turbo D S/S	28.0 (10.1)	29.7 (9.5)	290	296
L3 H1 Prime Chassis Crew Cab Dropside Euro 6D (6.4)				
3500 2.2 (140PS) Turbo D S/S	27.2 (10.4)	28.8 (9.8)	297	273
L3 H1 Prime Chassis Cab Luton Euro 6D (6.4) – with tail lift				
3500 2.2 (140PS) Turbo D S/S	25.9 (10.9)	24.6 (11.5)	343	287
L4 H1 Prime Chassis Cab Luton Euro 6D (6.4) – with tail lift				
3500 2.2 (140PS) Turbo D S/S	25.2 (11.2)	24.1 (11.7)	347	293
L3 H1 Prime Chassis Cab Curtainside Euro 6D (6.4)				
3500 2.2 (140PS) Turbo D S/S	25.9 (10.9)	24.1 (11.7)	348	286
L4 H1 Prime Chassis Cab Curtainside Euro 6D (6.4)				
3500 2.2 (140PS) Turbo D S/S	25.4 (11.1)	23.7 (11.9)	351	290
L3 H1 Prime Chassis Cab Low-Floor Luton Euro 6D (6.4)				
3500 2.2 (140PS) Turbo D S/S	27.7 (10.2)	26.4 (10.7)	325	269

S/S = Start/Stop.

[#]Figures shown are for comparison purposes and should only be compared to the fuel consumption and CO₂ values of other vehicles tested to the same technical standard. The fuel consumption achieved, and CO₂ produced, in real world conditions will depend upon a number of factors including, but not limited to: the accessories fitted (pre and post registration); variations in weather; driving styles and vehicle load. The WLTP (Worldwide Harmonised Light Vehicles Test Procedure) is used to measure fuel consumption and CO₂ figures. The CO₂ figures display a range to reflect the highest value for the highest emitting version with all available options added, through to a minimum value to represent the lowest emitting version in standard specification. Please note, N₂ emissions are not tested according to WLTP.

Safety and Security

Standard Features – The following features are standard across the entire Movano range.



Safety

Airbags

- Driver's airbag

Braking

- Four-channel Anti-lock Braking System (ABS) – Prevents the vehicle's wheels from locking up under heavy braking by momentarily reducing brake pressure at the appropriate wheel, ensuring that you can maintain control of the steering
- Emergency brake assist (4000 models only) – When emergency braking is detected the vehicle automatically applies the maximum possible braking assistance
- Electronic brakeforce distribution – Automatically apportions the optimum braking force to each wheel
- Hill start assist – Briefly maintains rear brake pressure to stop the vehicle rolling back on an incline

Bulkhead

- Full-height steel bulkhead without window

Stability

- Electronic Stability Programme-plus (ESP-plus) with traction control – Works in conjunction with the vehicle's electronic braking and engine systems to keep the vehicle stable in many different situations. ESP monitors a variety of inputs to determine when the vehicle starts to lose traction, it can then immediately respond by varying the brake pressure between up to three wheels and adjust the engine output to help correct the loss of traction and improve stability

Security

- Electronic engine deadlock immobiliser
- Steering column lock
- Lockable fuel filler/Electric charge flap

Remote control door locking (features depending on body type)

- Remote control door locking
- Two keys with integral remote
- Door deadlocks
- Selective door locking

Security alarm system

- System monitors doors, bonnet and the passenger compartment

VX_MOV_32200

Full-height steel bulkhead.

Safety and Security

Model Specific Options

	Option Code*	Electric model	
		Prime	Prime
Safety			
Intelligrip (including hill descent control) with all season tyres**	UF04	£250	£250
Pre-wiring for an eventual accessory rear view camera (Chassis, Crew and Platform Cab only)	UB15	£50	£50
Driver and passenger airbag – Double passenger airbag (120l) with bench seat/Single passenger airbag (60l) with single seat option	NN01/SH02	£300	£300
Driver, passenger side and curtain airbags	NF04	£600	£600
Additional remote control locking key	CY10		£50
Tyre pressure monitoring system	UE01	£200	£200
Security			
Additional foldable key	JA17	£30	£30

*Optional at extra cost excluding VAT.

Driver Assistance

Standard Features – The following features are standard across the entire Movano range.
 Specific features by model are outlined in the separate tabular information.

Visibility Pack

- Laminated acoustic windscreen
- Rain-sensitive windscreen wipers
- Automatic lighting control

Electronic cruise control with speed limiter

- Enables you to maintain a constant speed, making it ideal for economical motorway driving

Multi-function trip computer

- Trip odometer
- Vehicle range based on remaining fuel
- Average speed
- Average fuel economy
- Instantaneous fuel economy
- Driving time

Parking distance sensors

- Rear parking distance sensors

Movano Electric Features

- 3.5-inch digital instrument cluster
- 7.4kW single-phase on-board charger with 6m mode-3 7kW cable (added at POE)

Model Specific Options

		Electric model	
	Option Code*	Prime	Prime
Driver Assistance			
Electronic smart tachograph	HC09	£700	£700
City Pack (not available on Chassis Crew Van) – Side blind spot alert (including trailer blind spot alert)/Rear cross traffic alert/Rear parking distance sensors/Rear-view camera	J4XC	£650	£650
Sight and Light Pack (not available on Chassis/Crew/Platform Cabs) – Front fog lights/Automatic lighting control/Rain-sensitive windscreen wipers/LED daytime running lights	J6CE/J6CF	£500	£500
Detection Pack – Blind spot detection/Rear cross traffic alert	AO01	£500	£500
Drive Assist – Automatic emergency city braking/Lane keep assist/High beam assist/Traffic sign recognition	E702	£750	£750

*Optional at extra cost excluding VAT.

Convenience

Standard Features – The following features are standard across the entire Movano range.
 Specific features by model are outlined in the separate tabular information.

Interior Convenience

- Facia-mounted gear lever
- Height-adjustable outer front seatbelts

Exterior Convenience

Door mirrors

- Foldable electrically adjustable/heated door mirrors

Windows

- Electrically operated front windows with one-touch up/down facility

Cabin Storage

- Folding centre section in passenger bench seat with 2 drinks holders and tray area
- Lidded storage compartments in upper facia
- Open storage compartments in facia
- Lower centre console glovebox
- Two drinks holders and storage in lower centre console
- Storage facility under passenger bench seat
- Front door pockets

Heating and Ventilation

- Air conditioning
- Air recirculation facility
- Pollen filter
- Illuminated controls
- Chilled glovebox facility

Model Specific Options

		Electric model	
	Option Code*	Prime	Prime
Interior Convenience			
Single passenger seat – Darko black cloth trim with grey/red dots	WM08	No-cost	No-cost
Facia-mounted USB charging socket and 12v socket in load area – Not available on Chassis Crew Cabs	ES13	£30	£30
Comfort Pack – Glovebox and fold-out clipboard/Overhead storage/Chrome instrument cluster (excludes Chassis Crew Cab)	J6BY**/J6BZ†	£400	£400
Exterior Convenience			
Mudflaps – Front and rear	PE03	£100	£100
Mirror extension (2.20m) – Not available on Panel or Glazed Vans	RX01	£100	£100
Heating and Ventilation			
Automatic single-zone air conditioning for cab area	RE07	£350	£350

*Optional at extra cost excluding VAT. **Panel and Glazed Vans only. †Overhead storage removed for Chassis Cab and Platform Cabs.

Exterior Style and Lighting

Standard Features – The following features are standard across the entire Movano range.
 Specific features by model are outlined in the separate tabular information.

Exterior Styling

- Side protection mouldings

Exterior Lighting

- Lights-on audible warning
- Reversing lights
- Hazard warning lights
- Rear fog lights
- High-level brake light
- Side-repeat indicators
- Daytime running lights

Model Specific Options

		Electric model	
	Option Code*	Prime	Prime
Exterior Style			
Design Pack 1 – Front fog lights/15-inch and 16-inch full-diameter wheel covers/LED Daytime running lights	J2QT/J2RA	£450/£1,050	£450
Design Pack 2 (not available on 3500 Heavy and 4000 models) – Front fog lights/16-inch bi-colour alloy wheels/LED Daytime running lights	J6CG/J6CH	£1,050/£1,200	£1,050/£1,200

*Optional at extra cost excluding VAT.

Load Area

Standard Features – The following features are standard across the entire Movano range.
 Specific features by model are outlined in the separate tabular information.

Load Access

Side access – Unglazed

- Nearside sliding side-access door
- Offside sliding side-access door
 – Panel Van only

Rear access – Unglazed

- Twin rear doors
- 90°/180° opening

Load Area Lighting

- Single light (H1)
- Two lights (H2/H3)

Load Restraint

Load anchorage

- Fixed floor-mounted load restraint lashing eyes
 – Eight on L1/L2 and 10 on L3/L4 models

Model Specific Options

		Electric model	
	Option Code*	Prime	Prime
Load Area			
Sliding window for standard full-height steel bulkhead	PX09	£150	£150
Offside sliding side-access door (right-hand side)	PC04	£400	£400
Glazing to nearside side-access sliding door (left-hand side)	PC10	£250	£250
Glazing to offside and nearside sliding door (left- and right-hand side)	PC13	£500	£500
Glazed rear doors with heated rear windows and internal rear-view mirror	VC02	£300	£300
Unglazed rear doors (270° opening)	LL02	£320	£320
Sliding side windows – Second-row (Glazed Panel Van only)	VG02		£400
Premium wooden floor – Not available on Movano Electric	GB33		£300
Premium wooden floor and wooden side panels – Not available on Glazed Vans and Movano Electric	GB34		£500
Premium Loading Pack – Premium wooden floor/12v socket in load area/270° opening rear doors/Load area LED lighting	GJ6CK	£2,000	£2,000

*Optional at extra cost excluding VAT.

Mechanical

Model Specific Options

	Option Code*	Electric model	
		Prime	Prime
Mechanical			
CANbus interface box – Includes 220A generator	J101	£200	£200
Double leaf reinforced rear suspension – Not available on Movano Electric	ES16		£300
Worksite Pack (not available on Chassis Crew Vans) – Mudflaps front and rear/ESP (including hill start assist)/Intelligrip (including hill descent control)/225/70 R 15 all season tyres**/Double leaf rear reinforced suspension/Lower engine shield/Engine undertray protection/Full-size steel spare wheel/Ratchet wrench	J6CN	£950	£950
Towing			
Rear harness extension	KY06		£50
Fixed towing hook (monoblock)	AQ03		£500

*Optional at extra cost excluding VAT. **Adds MI32. Not available on 3500 Heavy L3 H2/L4 H2 and 4000 models.

Infotainment

Standard Features

Multimedia Navi Pro with 5-inch touchscreen (IO6)

Onboard features:

- 5-inch colour touchscreen
- Satellite navigation system
- Three years subscription to TomTom Live*
- On-line navigation services provided by TomTom®
- AM/FM stereo radio
- DAB Digital radio
- Four speakers

Media connections:

- USB connection
- Bluetooth® audio streaming
- Aux-in socket

Mobile phone portal:

- Bluetooth® connectivity
- Vehicle microphone
- Phone book access – Contacts/last calls/missed calls etc. are mirrored on the display and are easily navigated using the touchscreen (features dependent on mobile phone)
- Smartphone interface – Apple CarPlay/Android Auto™

Additional features:

- Flexible roof-mounted aerial
- Steering wheel mounted audio and phone controls

Vauxhall Connect (Diesel models only)**

e-Call and b-Call:

Help when you need it, 24/7, 365 days a year, that's what you get with new Vauxhall Connect. In an emergency or breakdown, you'll be put in touch with a trained advisor, with just the touch of a button.

Live Navigation Plus and more:

You can also access live navigation services, receive regular vehicle diagnostic info plus there's a host of remote convenience features available through the MyVauxhall app.

- **Peace of mind:** emergency call, breakdown call and regular vehicle status and information
- **Convenience:** remote functions (e.g. lock/unlock the door)
- **Our additional services for electric vehicles:** trip planning, remote settings or public charging solutions – we keep you going!
- **Smart driving:** enjoy a relaxed ride thanks to live navigation and trip management
- **Traffic alerts:** Live Navigation Plus introduces speed camera, traffic light camera and accident hotspot alerts



Seating and Comfort

Panel Van



Steering wheel:

- Four-spoke design

Seat trim:

- Darko black with grey and red dots cloth insert

Front seating:

- Driver's seat
 - Reach adjustment
 - Backrest angle adjustment
 - Forward and backwards seat tilt
 - Lumbar adjustment
 - Driver's seat armrest
 - Padded head restraint
- Dual front passengers' seat with underseat storage
 - Fixed position bench seat and backrest
 - Height-adjustable padded head restraints

Exterior Colours

Kaolin White (POPR)*
Solid paint



VX_MOV_33695_Kaolin_White_POPR

Thunder Grey (P02B)*
Solid paint



VX_MOV_33698_Thunder_Grey_P02B

Expedition Grey (P04K)*
Solid paint



VX_MOV_33699_Expedition_Grey_P04K

Metallic Black (MOE9)**
Two-coat metallic paint **£650**



VX_MOV_33694_Metallic_Black_MOE9

Quartz Silver (MOF4)**
Two-coat metallic paint **£650**



VX_MOV_33697_Quartz_Silver_MOF4

Iron Grey (MOZW)**
Two-coat metallic paint **£650**



VX_MOV_33696_Iron_Grey_MOZW

The colours reproduced may vary slightly from the actual paint colour. As a result they should be used as a guide only. Your Vauxhall Retailer has a comprehensive display of our paint samples.

*Standard exterior paint. **Optional at extra cost excluding VAT.

Special Colours

Sulphur Yellow (EOAL)*
Special colour £650



Genet Yellow (EOAH)*
Special colour £650



Available on Combo and Vivaro also as a special colour.

Rapeseed Yellow (EOAZ)*
Special colour £650



Golden Yellow (EOBS)*
Special colour £650



Available on Vivaro also as a special colour.

Zinc Yellow (EOBT)*
Special colour £650



Post Yellow (EODC)*
Special colour £650




Available on Combo and Vivaro also as a special colour.

Carioca Yellow (EOB1)*
Special colour £650



Pine Green (EOSL)*
Special colour £650



Available on Combo also as a special colour.

Special Colours

Pure Orange (EOHL)*
Special colour £650




Deep Orange (EOHS)*
Special colour £650




Yellow Orange (EOHQ)*
Special colour £650



Batik Orange (EOW8)*
Special colour £650



Flame Red (EOJH)*
Special colour £650



Traffic Red (EOJM)*
Special colour £650



Fire Red (EOKC)*
Special colour £650



Pullman Brown (EOEV)*
Special colour £650



Available on Combo and Vivaro also as a special colour.

Available on Combo also as a special colour.


Additional lead-time for special paint will be confirmed at order placement (event 25). Consult Retailer for details.
The colours reproduced may vary slightly from the actual paint colour. As a result they should be used as a guide only.
*Optional at extra cost excluding VAT.

Special Colours

Ultra Marine Blue (EOGC)*
Special colour **£650**

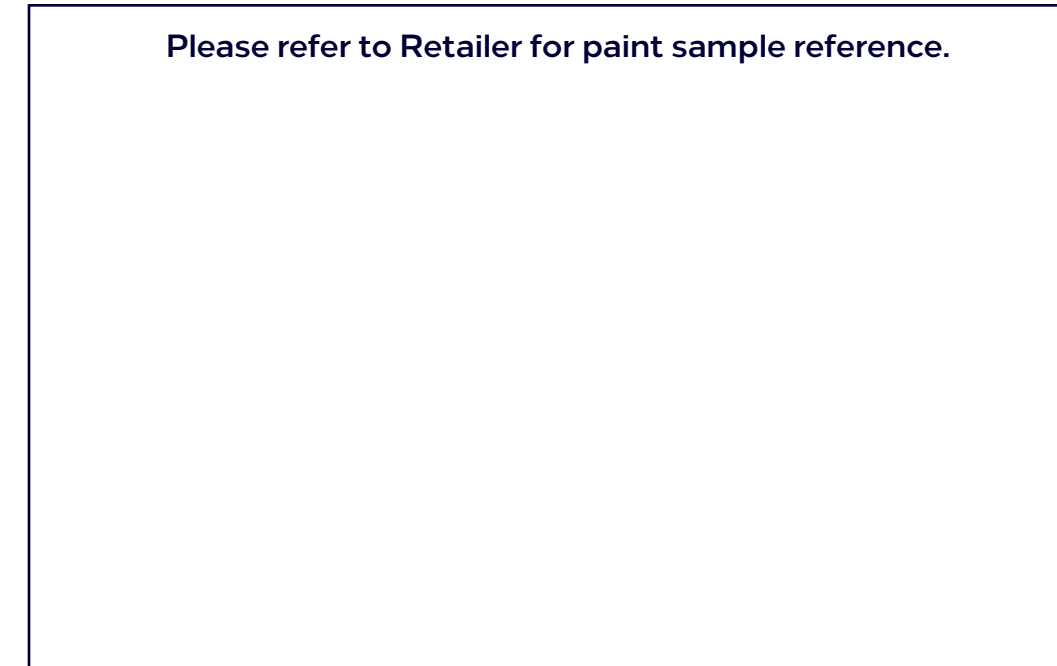


Power Blue (EOMG)*
Special colour **£650**



Available on Combo and Vivaro also as a special colour.





Noble Blue (E03E)*
Special colour **£650**



Stone Grey (EOYH)*
Special colour **£650**



Wheels and Tyres

			Electric model	
		Option code*	Prime	Prime
 VX_MOV_33702	15-inch steel wheels with centre caps (3000/3300/3500 models) • 215/70 R 15 tyres • Tyre inflation kit in lieu of spare wheel			●
 VX_MOV_33702	16-inch steel wheels with centre caps • 215/75 R 16 tyres (3500 Heavy models) • 225/75 R 16 tyres (4000 Heavy models) • Tyre inflation kit in lieu of spare wheel		●	●
 VX_MOV_33703	15/16-inch full-diameter wheel covers • Tyre inflation kit in lieu of spare wheel	J2QT/J2RA	Part of Design Pack 1 – See Options section	
 VX_MOV_34092_DZVA	16-inch bi-colour alloy wheels (3000/3300/3500 models) • 215/75 R 16 tyres • Tyre inflation kit in lieu of spare wheel	J6CG/J6CH	Part of Design Pack 2 – See Options section	
15-inch 225/70 R 15 all season ‘mud and snow’ tyres (3500 models)		MI32/DZ00/N903	£300	£300
16-inch 225/75 R 16 all season ‘mud and snow’ tyres (3500 Heavy/4000 models)		MI32/DZ00/N903	£300	£300
Full-size steel spare wheel		RS03	£200	£200

*Optional at extra cost excluding VAT.

Movano Electric Specifications*

Single-speed electronic drive selector

As the motor is an all-electric single-speed drive unit, there is no need for multiple gears. Instead, the driver selects from the facia-mounted buttons the following:

- **D:** Drive • **N:** Neutral • **R:** Reverse

Digital display shown in rear-view mirror:

- Charge level of the drive battery in percentage
- The current (A), voltage (V) level on the drive battery
- 'Go green' on display screen at the start-up
- Deferred charging options
- Range check

Drivetrain	Movano Electric
CO ₂ emissions	0g/km
Maximum power	90kW (120PS)
Maximum torque	350Nm (258lb. ft.)
Maximum speed	75mph
Transmission	Automatic electric drive with fixed gear ratio
Service interval	12,500 miles/1 year (whichever comes sooner)

Movano Electric has been developed in partnership with specialist technology provider BEDEO. This has derived a different solution to Combo Electric and Vivaro Electric with following differences:

- Air conditioning controls remain in the central console but heating controls have a separate digital switch
- Dials for RPM, fuel and engine temperature remain but needles removed as these are not necessary for Movano Electric
- Engine management warning lights related to the EV motor will appear in rear view mirror
- Pre-conditioning and connected services are not available



The Movano Electric is a battery electric vehicle requiring mains electricity for charging. Range data given has been determined according to WLTP test procedure methodology. The figures shown are intended for comparability purposes only and should only be compared to other vehicles tested to the same technical standard. The range you achieve under real world driving conditions will depend upon a number of factors, including but not limited to: the accessories fitted (pre and post registration); charging frequency; personal driving style; vehicle load and route characteristics; variations in weather; heating/air conditioning and battery condition. For more information, contact your local Vauxhall Retailer. *Provisional data.

Movano Electric Specifications*

Charging

The Movano Electric is fitted as standard with a dual on-board charger (OBC, single-phase 7kW and three-phase 22kW), which can meet all customer uses and charging solutions. Movano Electric is also equipped with a type 2 charging cable.

Charging		
Supply	Socket	Charge Time (0-100%)
AC current – Domestic 3 pin socket (2.3kW)	Type 2	30h 30m
AC current – Home wallbox or public charger (7kW)	Type 2	12h
AC current – Public charger (22kW)	Type 2	3h 30m
DC current – Rapid charger (50kW)	CCS	1h (0-80%)

Battery	
Battery capacity	75kWh
AC on-board charger speed (standard)	7.4kW
WLTP Range (Combined)	up to 154 miles
WLTP Range (City)	up to 178 miles
Energy consumption (Combined low/high)	tba
Battery warranty	8 years/100,000 miles/70% capacity



The Movano Electric is a battery electric vehicle requiring mains electricity for charging. Range data given has been determined according to WLTP test procedure methodology. The figures shown are intended for comparability purposes only and should only be compared to other vehicles tested to the same technical standard. The range you achieve under real world driving conditions will depend upon a number of factors, including but not limited to: the accessories fitted (pre and post registration); charging frequency; personal driving style; vehicle load and route characteristics; variations in weather; heating/air conditioning and battery condition. For more information, contact your local Vauxhall Retailer.

*Provisional data.

Diesel Engines

	2.2 (120PS) Turbo D Start/Stop BlueInjection	2.2 (140PS) Turbo D Start/Stop BlueInjection	2.2 (165PS) Turbo D Start/Stop BlueInjection
Capacity	2179cc	2179cc	2179cc
Maximum power	120PS (88kW) @ 3500rpm	140PS (103kW) @ 3750rpm	165PS (121kW) @ 3750rpm
Maximum torque	310Nm (228lb.ft.) @ 1500rpm	340Nm (250lb.ft.) @ 1750rpm	370Nm (272lb.ft.) @ 1750rpm
Configuration	4 cylinders, 4 valves per cylinder, double overhead camshafts	4 cylinders, 4 valves per cylinder, double overhead camshafts	4 cylinders, 4 valves per cylinder, double overhead camshafts
Fuel/induction system	High pressure turbo-charged direct injection	High pressure turbo-charged direct injection	High pressure turbo-charged direct injection
Emission compliance	Euro 6D (6.4)	Euro 6D (6.4)	Euro 6D (6.4)

Specifications

Transmission

Six-speed manual gearbox:

- Front-wheel drive
- Transverse engine/gearbox

Suspension

Front: Independent pseudo-MacPherson type with lower wishbone and 26mm anti-roll bar, double acting hydraulic shock absorbers and helical springs

Rear: Rigid axle, anti-roll bar, double acting hydraulic (inclined telescopic) shock absorbers, longitudinal leaf springs (standard single leaf)

Steering

- Hydraulic power-assisted rack and pinion system
- Energy absorbing steering column
- Turning circle kerb-to-kerb/wall-to-wall (m) – Panel Van only
 - 11.2/11.4 (L1)
 - 12.6/12.8 (L2)
 - 14.2/14.4 (L3)
 - 14.2/14.4 (L4)

Brakes

- Front ventilated disc brakes:
 - 280mm (3500)
 - 300mm (3500 Heavy/4000)
- Rear disc brakes:
 - 280mm (3500/Heavy)
 - 300mm (4000)

Fuel tank capacity

- 90 litres (19.8 gallons)

AdBlue® tank capacity

- 19 litres (4.17 gallons)

Start/Stop technology

Movano Start/Stop system, fitted as standard to all models offers real benefits by improving fuel economy and reducing CO₂ emissions, particularly in town. It does this by automatically stopping the engine when you come to a standstill, and then restarting as you prepare to move off.

Before automatically stopping the engine a number of system checks are carried out to ensure that it is both safe and practical to do so. To ensure safety, the driver must depress the clutch pedal, shift in to neutral, and then release the clutch pedal. System checks carried out before Auto Stop activates include:

- Start/Stop system is not manually deactivated via the facia button
- Sufficient brake vacuum is available to prevent the car rolling down an incline
- Battery is in good condition and charged
- Outside air temperature and engine temperature are above specified minima
- Electronic climate control (where fitted) is not in maximum heating or maximum cooling mode
- Self-cleaning function of the diesel particulate filter is not active

If all of these conditions are satisfied then the vehicle will Auto Stop.

When you are ready to pull away from standstill, Auto Restart is activated by depressing the clutch pedal.

Whilst at a standstill the vehicle is continually monitored. If necessary, the engine will automatically be restarted. Conditions that would initiate an Auto Restart include:

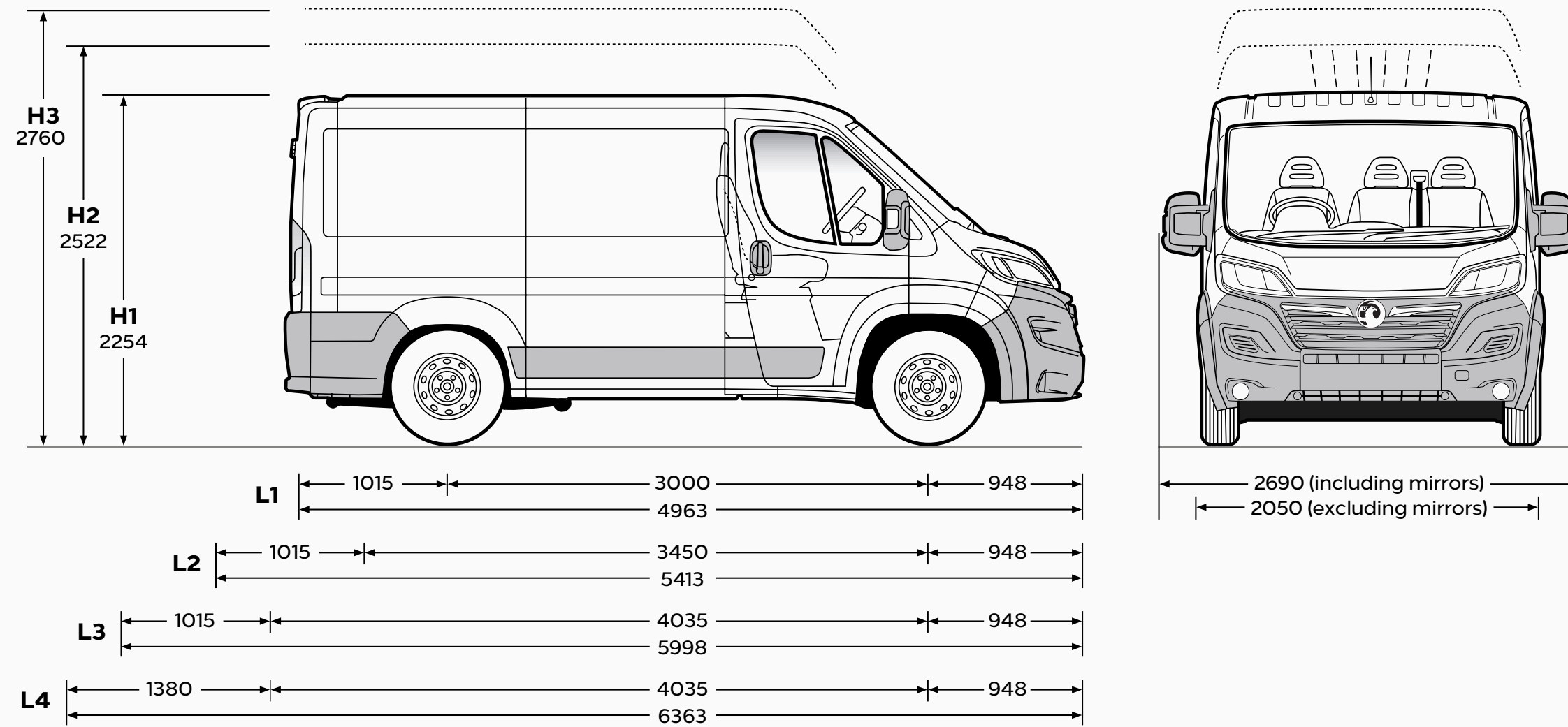
- Low battery level
- Brake vacuum below specified minimum
- Start/Stop system is manually deactivated
- Stationary for 5.5 minutes



Dimensions and Capacities

All measurements in mm unless stated otherwise. Heights shown unladen.

Panel Van

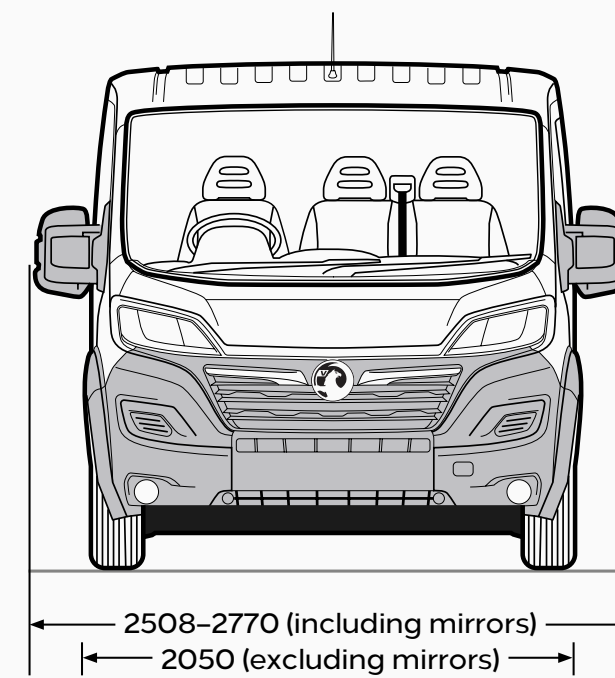
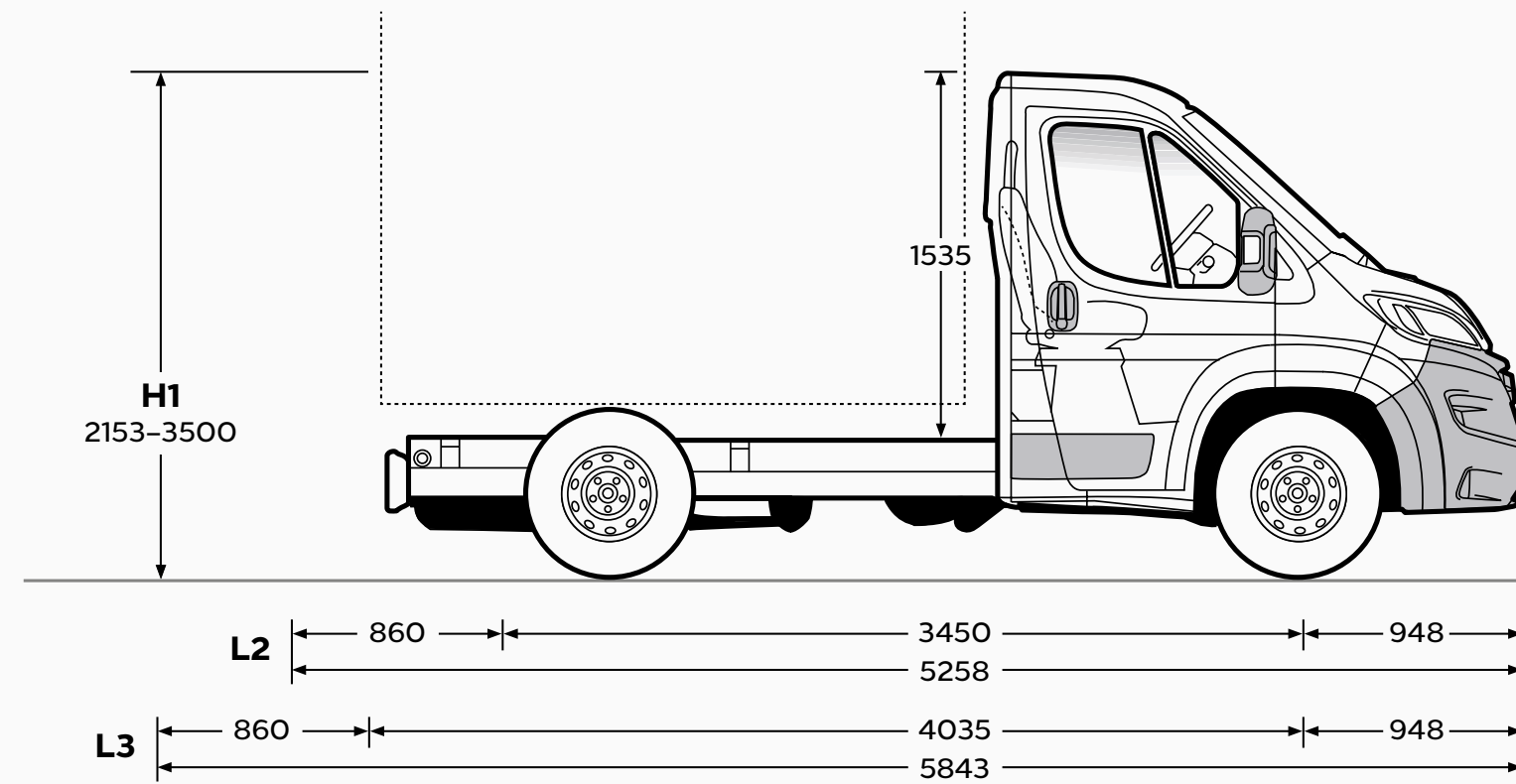


Dimensions	L1	L2		L3		L4	
	H1	H1	H2	H2	H3	H2	H3
Volume (m³)	8	10	11.5	13	13	15	17
Load length at floor	2670	3120	3120	3705	3705	4070	4070
Load length at mid-height with bulkhead	2525	2914	2914	3555	3555	3920	3920
Load width (maximum)	1870	1870	1870	1870	1870	1870	1870
Load width between wheel arches	1422	1422	1422	1422	1422	1422	1422
Load height (maximum)	1485	1662	1932	1932	2172	1932	2172
Sliding side door width	1075	1250	1250	1250	1250	1250	1250
Sliding side door height	1485	1485	1755	1755	1755	1755	1755
Rear doors width	1562	1562	1562	1562	1562	1562	1562
Rear doors height	1520	1520	1790	1790	2030	1790	2030
Load sill height (min-max)	506-509	503-506	493-559	503-557	505-552	594-602	555-563
Ground clearance (min-max)	159-176	158-181	158-190	158-181	154-197	221-224	181-184

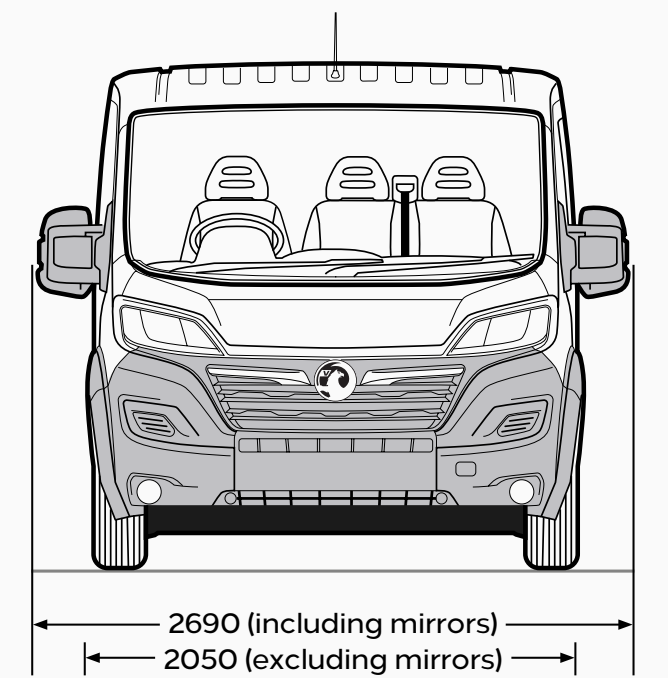
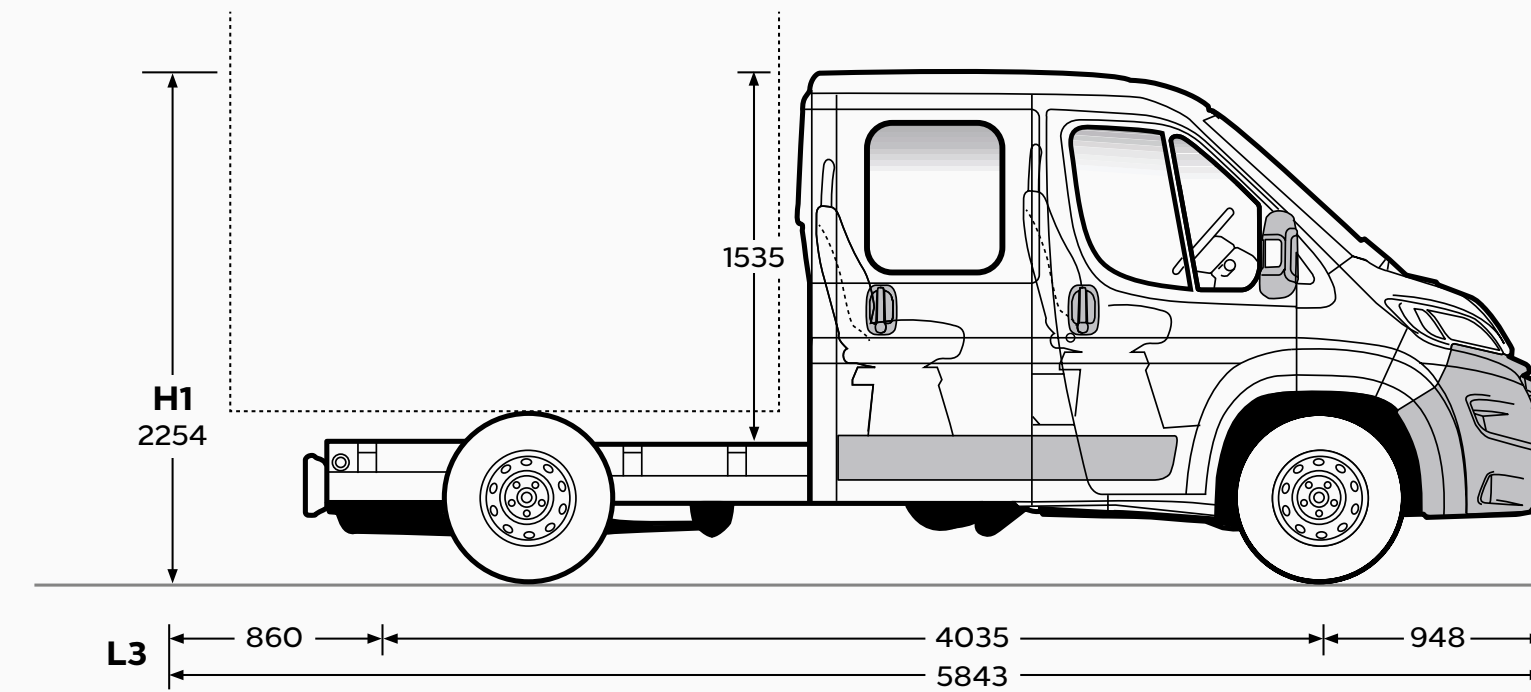
Dimensions

All measurements in mm unless stated otherwise. Heights shown unladen.

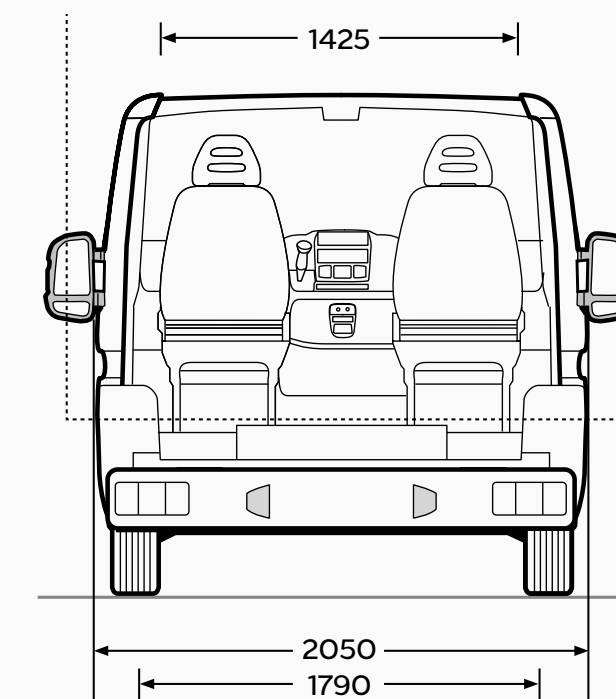
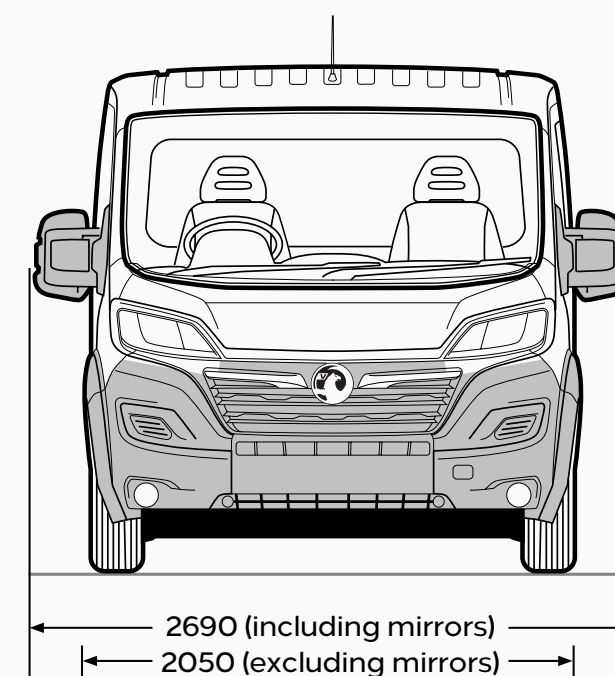
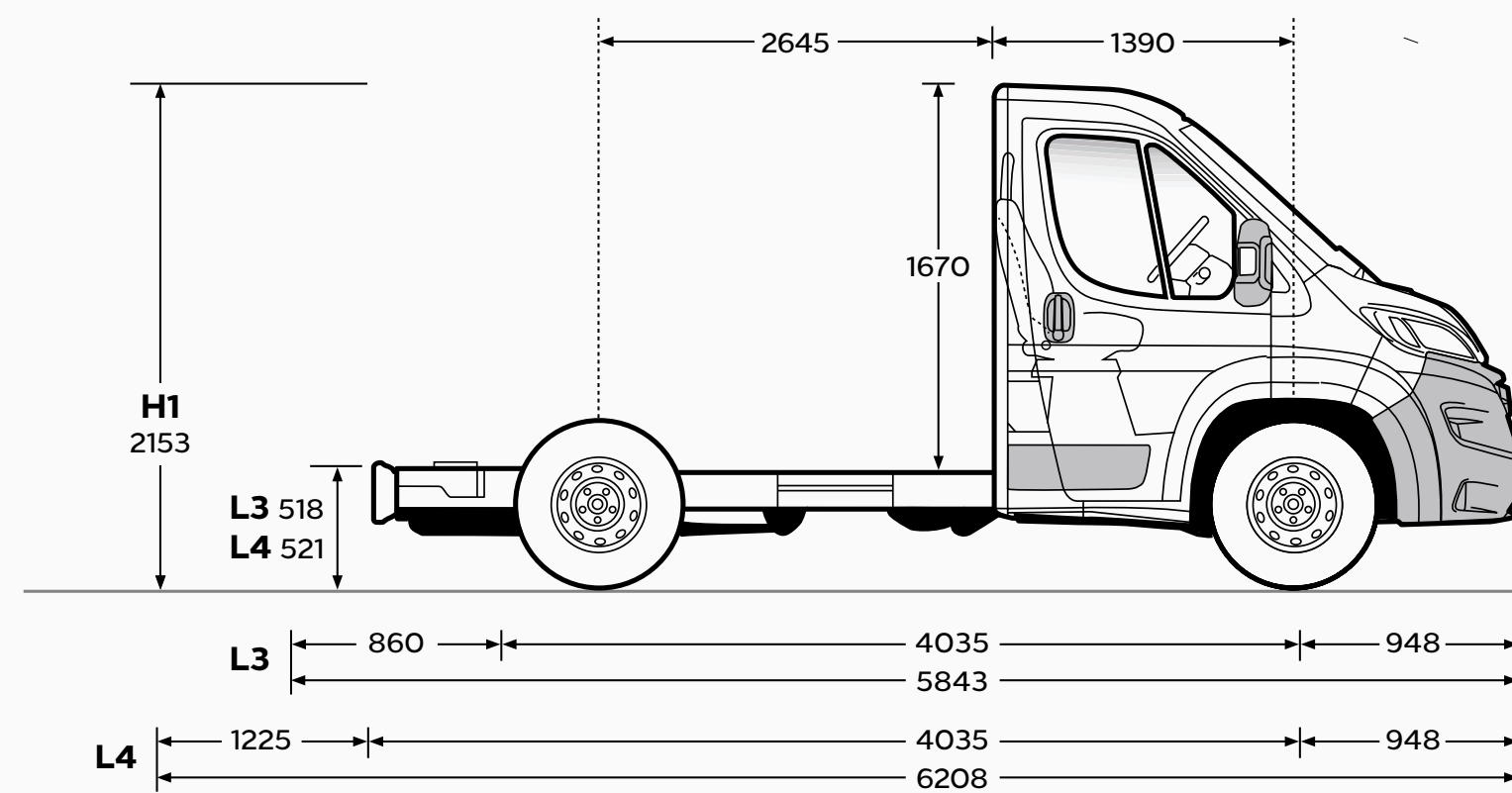
Chassis Cab



Chassis Crew Cab



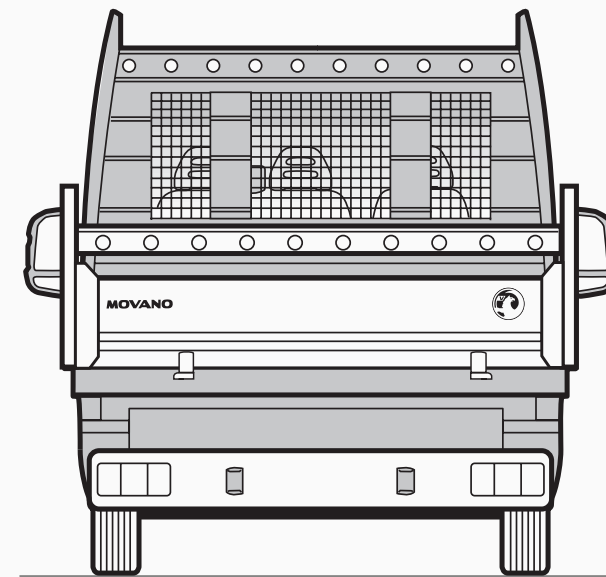

Platform Cab



Tipper Dimensions

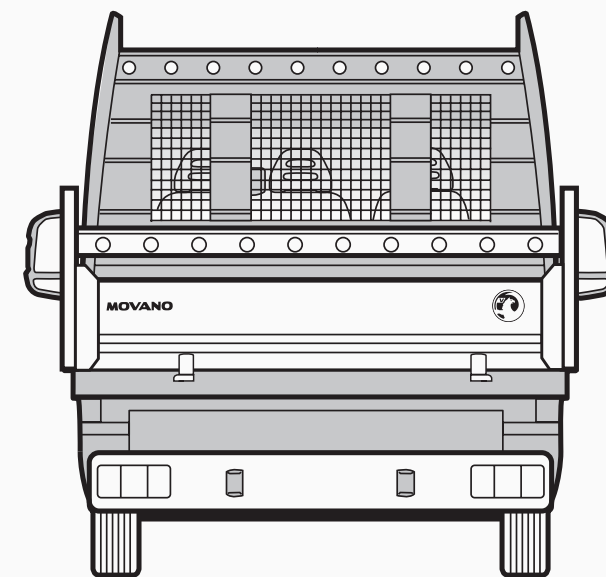

All measurements in mm unless stated otherwise. Heights shown unladen.

L2



Exterior Dimensions (mm)	L2	L3 Crew Cab
Wheelbase	3450	4035
Maximum length	5895	6100
Maximum height	2370	2370
Width (excluding door mirrors)	2087	2087
Front overhang	948	948
Rear overhang (including light bar)	1497	1117

L3 Crew Cab

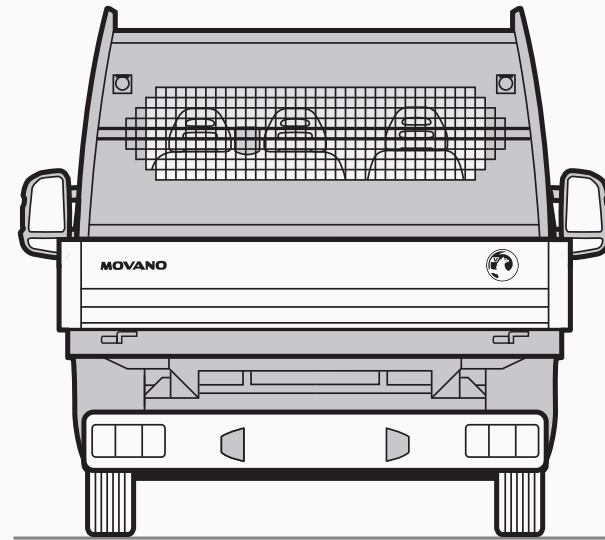



Interior Conversion Dimensions (mm)	L2	L3 Crew Cab
Load area volume (m ³)	-	-
Body Length	2870	2670
Body height	400	400
Body width	2026	2026

Dropside Dimensions

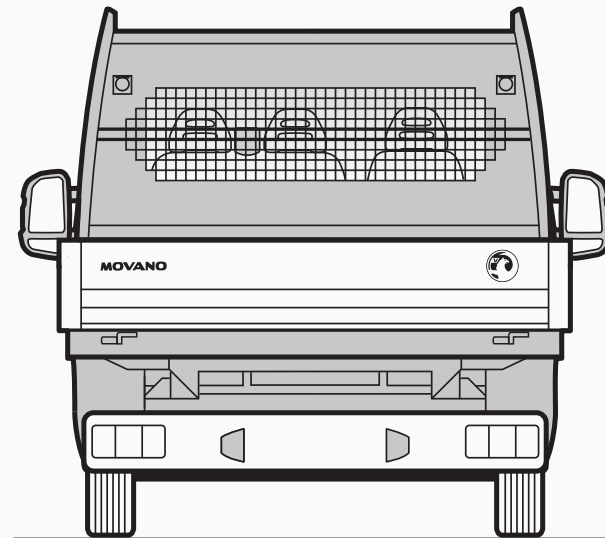
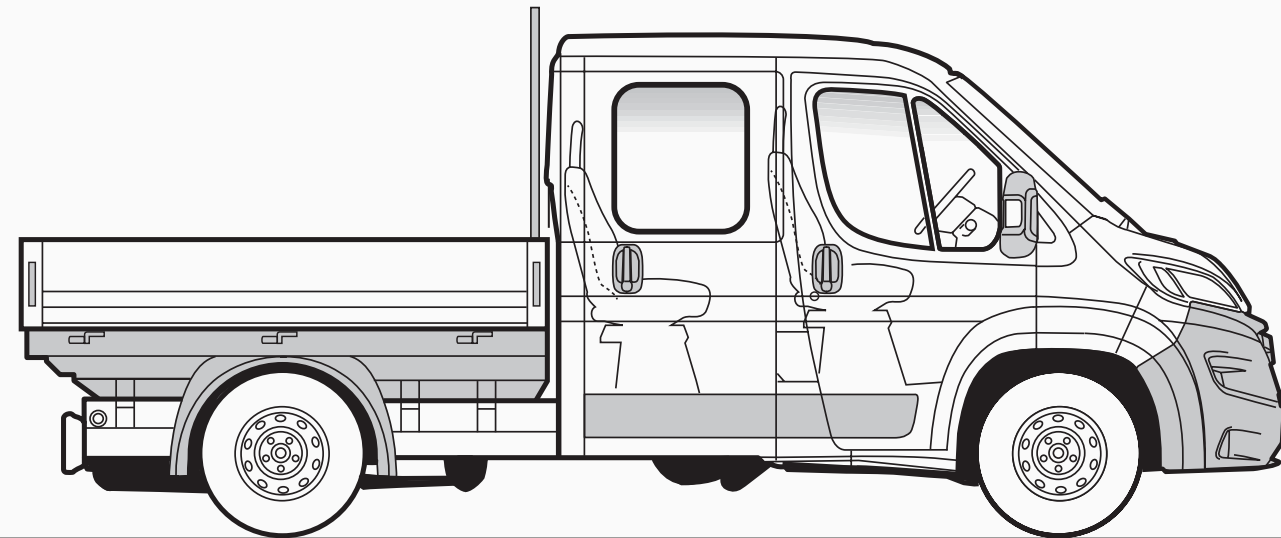
All measurements in mm unless stated otherwise. Heights shown unladen.

L2/L3/L4



Exterior Dimensions (mm)	L2	L3	L4	L3 Crew Cab
Wheelbase	3450	4035	4035	4035
Maximum length	5645	6229	6594	6229
Maximum height	2370	2370	2370	2370
Width (excluding door mirrors)	2087	2087	2087	2087
Front overhang	948	948	948	948
Rear overhang (including light bar)	1247	1246	1581	1246

L3 Crew Cab

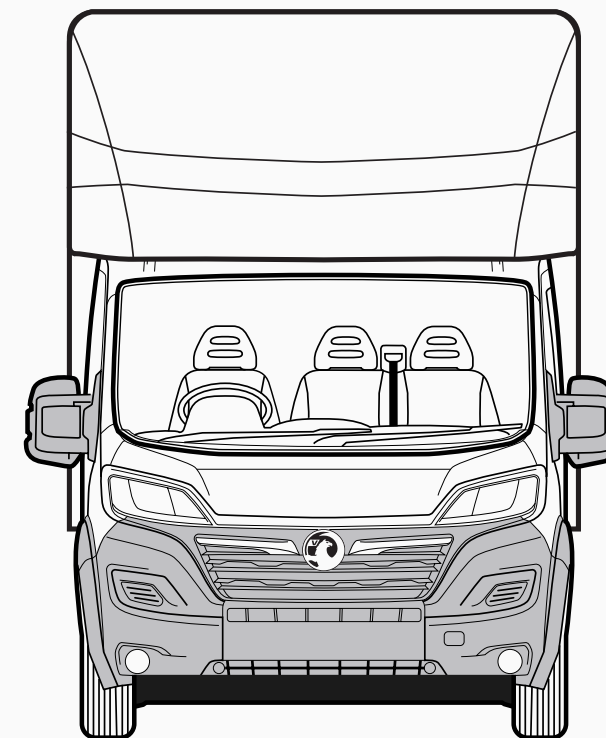



Interior Conversion Dimensions (mm)	L2	L3	L4	L3 Crew Cab
Load area volume (m ³)	-	-	-	-
Body Length	3059	3644	4099	2805
Body height	400	400	400	400
Body width	2026	2026	2026	2026



Luton Box Van Dimensions

All measurements in mm unless stated otherwise. Heights shown unladen.

L3



L4



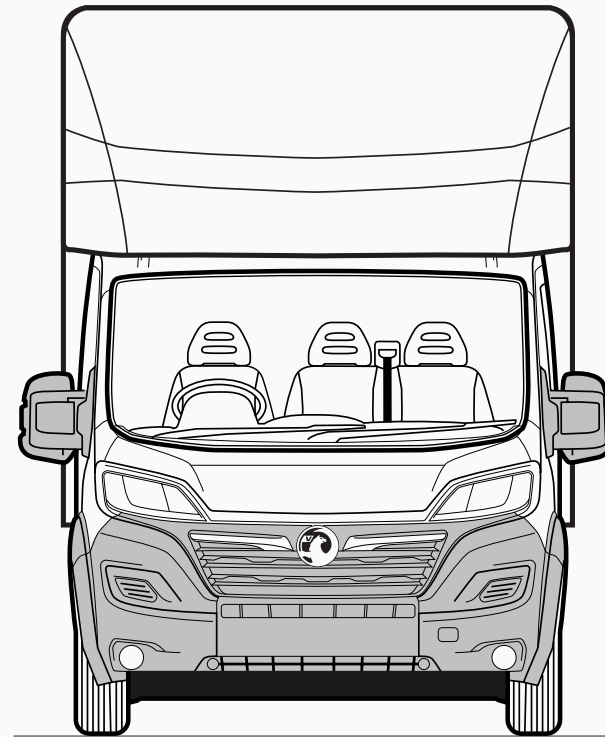
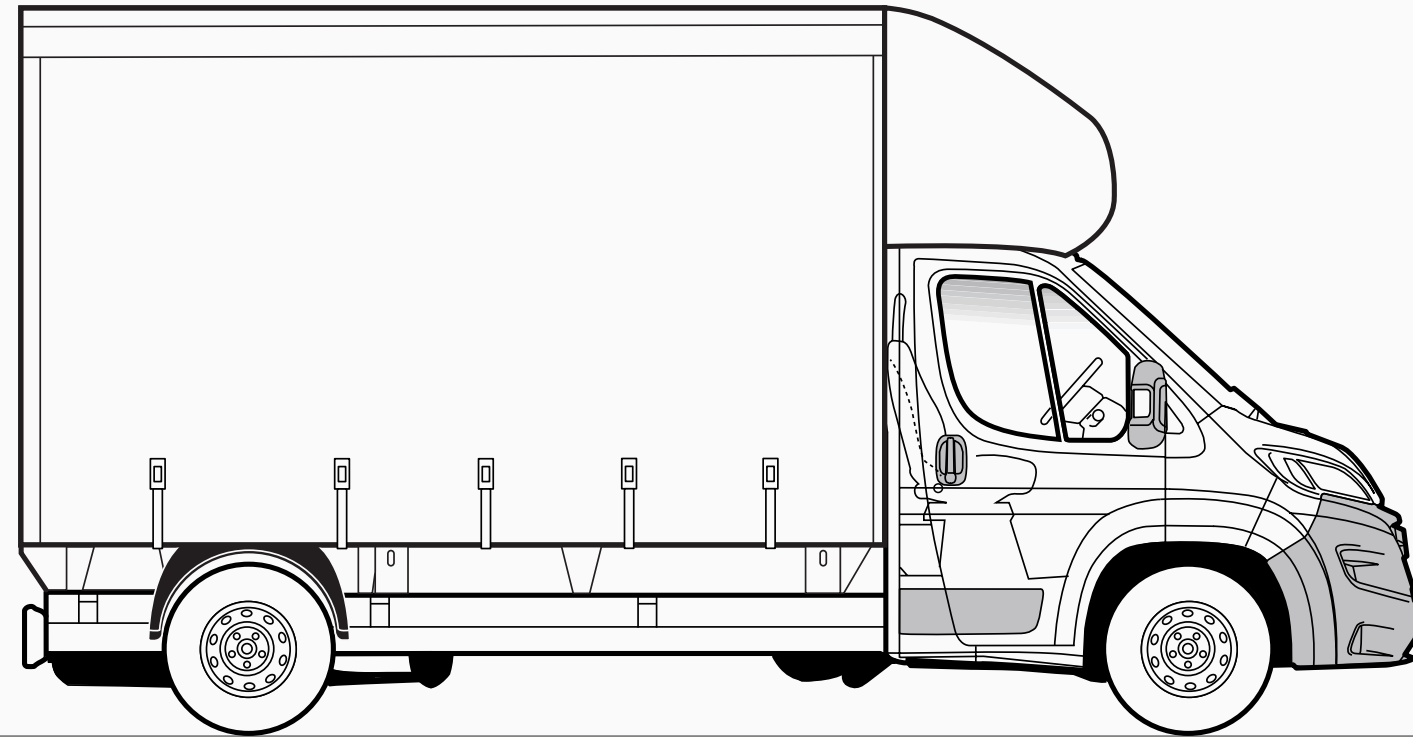
Exterior Dimensions (mm)	L3	L4
Wheelbase	4035	4035
Maximum length	5970	6590
Maximum height	3200	3200
Width (excluding door mirrors)	2085	2085
Front overhang	948	948
Rear overhang (including light bar)	987	1607

Interior Conversion Dimensions (mm)	L3	L4
Load area volume (m ³)	15.4	17
Body Length	3735	4119
Body height	1770	1770
Body width	1951	1951

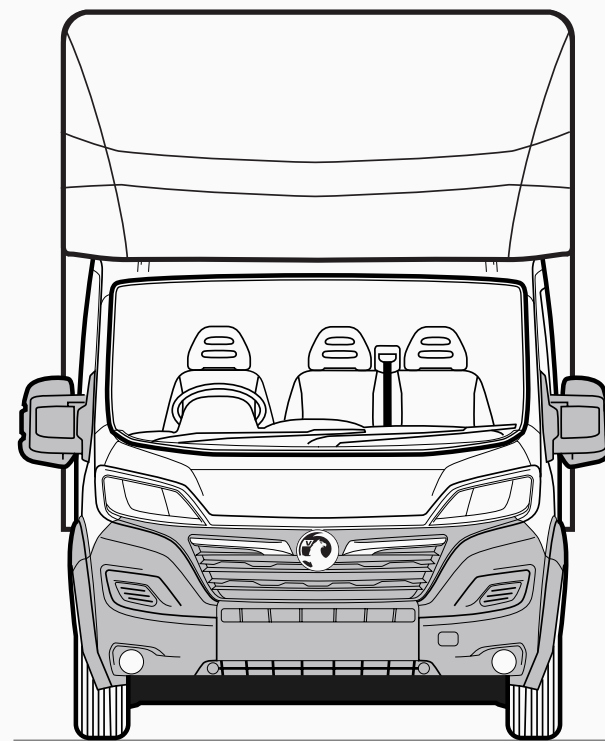
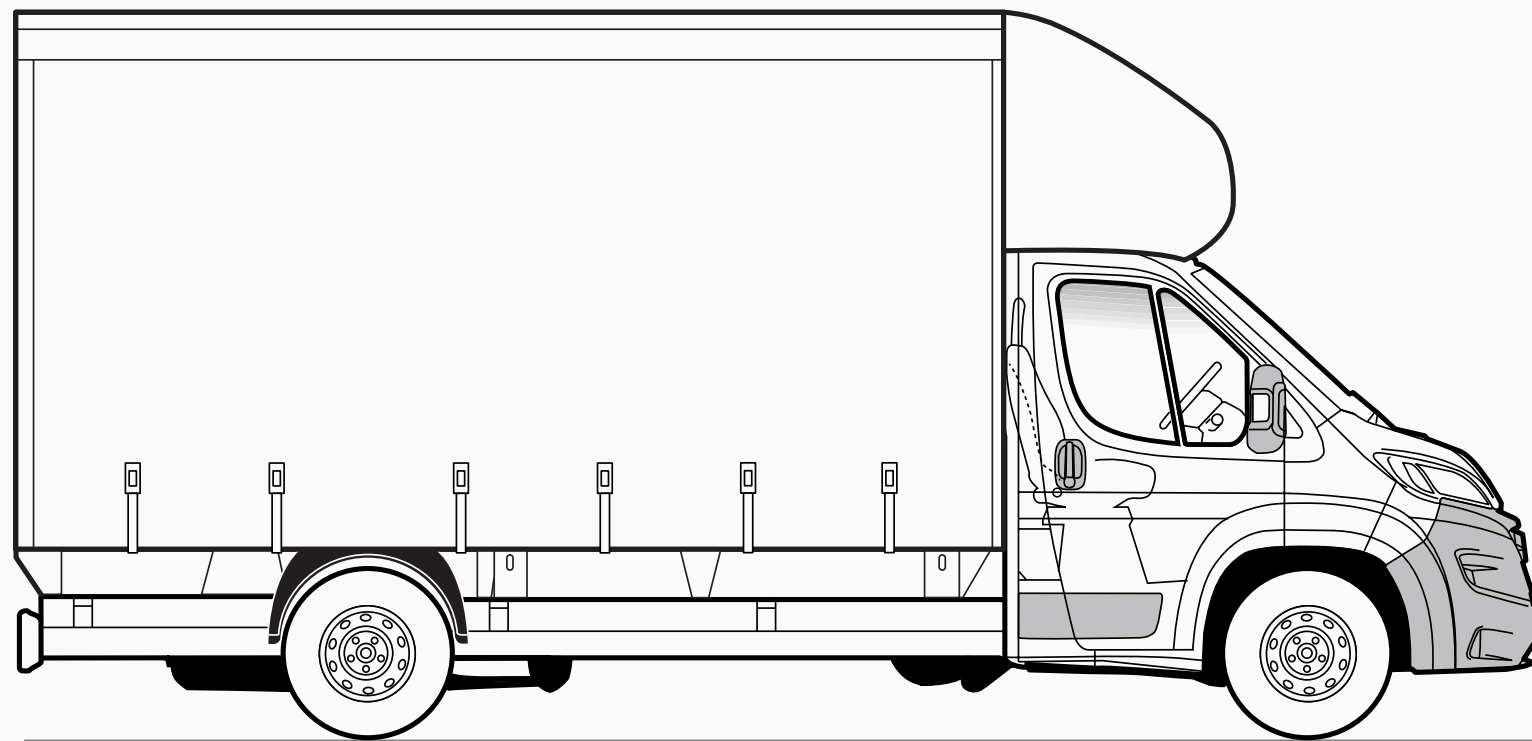
Curtainside Dimensions

All measurements in mm unless stated otherwise. Heights shown unladen.

L3



L4


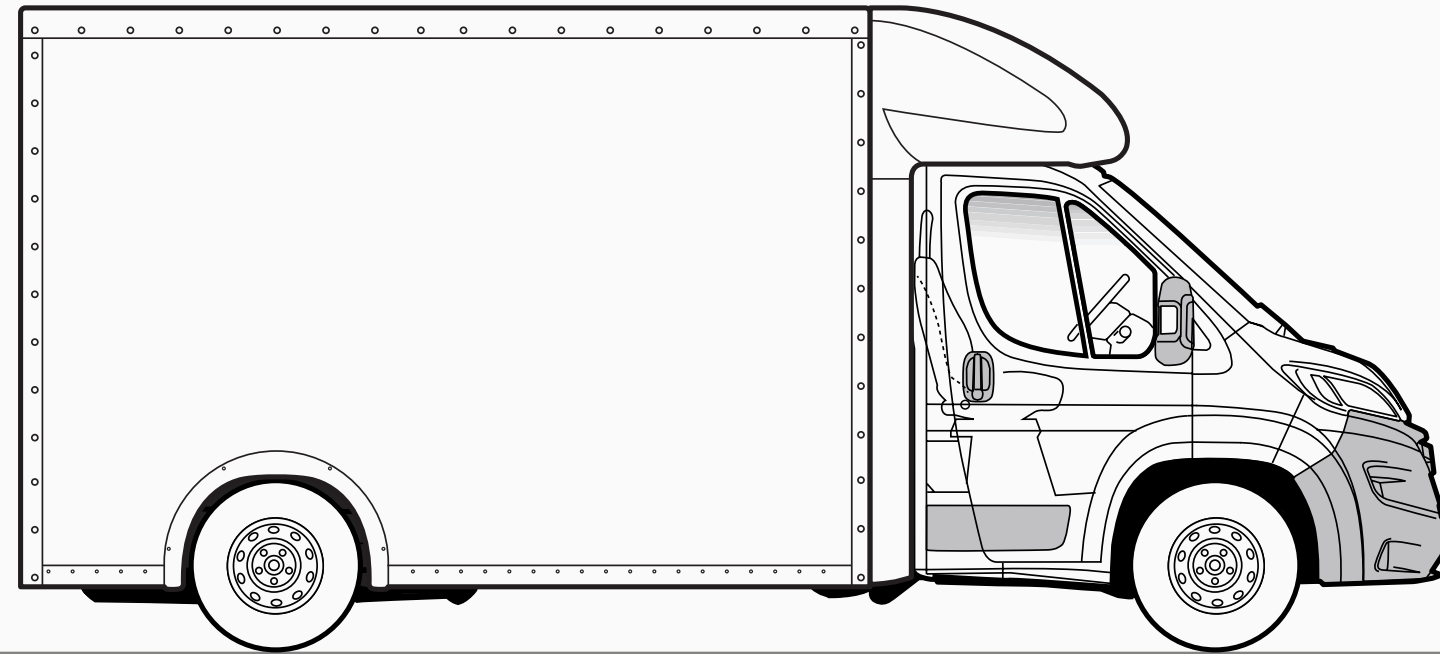


Exterior Dimensions (mm)	L3	L4
Wheelbase	4035	4035
Maximum length	6500	6590
Maximum height	3200	3200
Width (excluding door mirrors)	2083	2085
Front overhang	948	948
Rear overhang (including light bar)	1520	1607

Interior Conversion Dimensions (mm)	L3	L4
Load area volume (m ³)	18.7	18.7
Body Length	4115	4115
Body height	2185	2185
Body width	2083	2083

Low-Floor Luton Box Dimensions All measurements in mm unless stated otherwise. Heights shown unladen.

L3



Exterior Dimensions (mm)	L3
Wheelbase	4035
Maximum length	6500
Maximum height	3200
Width (excluding door mirrors)	2083
Front overhang	948
Rear overhang (including light bar)	1520

Interior Conversion Dimensions (mm)	L3
Load area volume (m ³)	19.8
Body Length	4115
Body height	2310
Body width	2083

Glossary of Terms

Plated weight

The maximum weight to which a vehicle or an axle may be loaded, determined either by the design of the components or by legislation. All commercial vehicles must carry a manufacturer's 'plate' showing the vehicle and axle gross 'plated weights'. It is an offence to drive a vehicle in a condition where any of these weights are exceeded.

Minimum Mass

Minimum Mass ('Mass in running order' on Certificate of Conformity and 'Mass in Service' on V5C form) is defined according to European Type Approval and include all fluids, tools and 90% fuel load. It is minimum mass for this variant and does not consider local specification/trim or deletable options (specific to Movano). Weights are also subject to manufacturing tolerances (EU Legislation allows 5% tolerance).

Gross Vehicle Weight (GVW)

The total permissible weight of a vehicle including payload and passengers, as shown on the manufacturer's plate.

Gross Combination Weight (GCW)

The maximum permissible weight of a vehicle, including payload and passengers, combined with the total weight of any trailer it is towing. The maximum GCW weight limit is quoted on the vehicle plate and must not be exceeded.

Payload

The total permissible weight that can be carried without exceeding the vehicle's plated weight. Payload do not include driver but do take into consideration specification/trim level:

Weights are also subject to manufacturing tolerances (EU Legislation allows 5% tolerance). Payload does not consider any additional options that a customer may order.

Roof loads

Movano roof load should not exceed 100kg including the weight of the roof rack/carrier.

Maximum towing weight

The maximum weight of any trailer and its load which may be towed within the limit of the vehicle's plated Gross Combination Weight (GCW). It is based on the ability of the vehicle – at full GCW – to restart on a 12% gradient, which is approximately 1 in 8.3, at sea level. At altitudes above 1500 metres, the engine output may drop with a corresponding reduction in towing capability. It is the operator's responsibility to ensure that the trailer noseweight does not cause the rear axle plated weight of the towing vehicle to be exceeded.

Always fit Vauxhall towing attachments and accessories available from your Vauxhall Commercial Vehicle Retailer. They are designed specifically for Vauxhall models and carry a 12-month warranty.

Conversions

A new conversion portal has been introduced. This significantly improves the transparency and response of all communication with body-builders, and converters: converters-and-groupe-psa.com

This website contains complete technical guidelines necessary to convert Vauxhall commercial vehicles – Combo (eK9/K9); Vivaro (eKO/KO); Movano (eX250/X250).

- Conversion Guidelines
- 2D Drawings
- 3D CAD
- WLTP Range/Emission Calculator
- Technical Questions
- Conversion Approval including LONO

Any converter of Vauxhall product should create an account on this portal including those using IVA as approval process. In fact WLTP will make this necessary.

Glossary of Terms

Commercial Vehicle Categories

Differences between M1/N1 and M2/N2 (Vehicles with GVW above 3500kg)

Category M: Passenger carriers

Category M1: Vehicles designed and constructed for the carriage of passengers and comprising no more than eight seats in addition to the driver's seat.

Category M2: Vehicles designed and constructed for the carriage of passengers, comprising more than eight seats in addition to the driver's seat, and having a maximum mass not exceeding 5 tonnes.

Category N: Goods vehicles

Category N1: Vehicles designed and constructed for the carriage of goods and having a maximum mass not exceeding 3.5 tonnes.

Category N2: Vehicles designed and constructed for the carriage of goods and having a maximum mass exceeding 3.5 tonnes but not exceeding 12 tonnes.

Specific differences, all M2/N2 require the following:

Speed limiter: All M2/N2 vehicles are legally required to be speed limited. M2 to 62mph and N2 to 56mph.

For driver license, CPC, tachograph, operator's license and MOT information, see table opposite for further specific N1/N2 differences.

	N1	N2
Definition	GVW ≤3500kg Vehicles designed and constructed for the carriage of goods and having a maximum mass not exceeding 3.5 tonnes.	GVW >3500kg Vehicles designed and constructed for the carriage of goods and having a maximum mass exceeding 3.5 tonnes but not exceeding 12 tonnes.
Specification	None	Mandates <ul style="list-style-type: none"> • 56mph (90kmh) Speed Limiter (hard-coded) • Smart Tachograph
Tachograph	Not required	It is a legal requirement to administer the activities of drivers subject to the EU or AETR drivers' hours rules, and also record the vehicle's speed, distance and time. A Smart Card is required for digital tachograph and these are available from the DVLA. The tachograph of a new vehicle must be calibrated within two weeks of first registration.
EV Range	Combined cycle up to 149miles (75kWh battery) City cycle up to 172miles (75kWh battery)	N2 are not tested for emissions nor range. However as N2 has a hard-coded speed-limiter, this deteriorates impact of higher speed cycles of WLTP and range will be closer to city cycle than combined on N1.
Driver Licence	Normal license	Commercial vehicles with GVW greater than 3.5 tonnes have different license requirements. For any new drivers C1 category is necessary. Under some circumstances (social purposes for a non-commercial body) it is possible to drive a minibus without a D1 entitlement (Minibus) however eligibility for this exemption should be confirmed with DVSA. Driver CPC: Driver Certificate of Professional Competence mandates 35 hours of periodic training every 5 years to maintain licence (from September 2014). EV LCVs up to 4.25 tonnes are currently exempt however the training element is still required.
Operating Licence	Not required	This may also be required to ensure that vehicles are kept safe and in good condition at all times. Specifically for M2, PSV (public service vehicle) operator's licence is required. Exemptions in some circumstances may be permitted but this should always be confirmed with DVSA.
PiVG	Up to £5,000	From 1st April – EV LCVs up to 4.25 tonnes are recategorised as larger vans, and only eligible for grant of up to £5,000 only.
MOT Testing	After three years, every year (same as cars)	M2/N2 must be tested each year, and vehicle presented with a completed Certificate of Conformity (CoC).

Further Information

Vauxhall on-the-road recommended retail prices (RRP)

To eliminate uncertainty about hidden costs incurred when buying a new commercial vehicle, Vauxhall publishes on-the-road prices and these are shown in the pricing tables within this price guide. The prices shown are manufacturer's recommended retail prices (RRP) unless otherwise stated, exclusive of VAT (currently at a rate of 20% which may be payable). These prices include the recommended cost of number plates, delivery to a Vauxhall Retailer of £695.83 (£835.00 including VAT), 12 months' Government Vehicle Excise Duty* and the DVLA new vehicle first registration fee of £55.00.*

Please note: The RRP does not include fuel supplied by the Retailer, motor insurance or any other goods or services supplied by agreement between the Retailer and customer.

*Correct at time of publication.

Price protection

Order a new Vauxhall for build in the current model year (as confirmed by your Retailer) for delivery no more than three months in advance and the price you are quoted is the price you pay. This is irrespective of any subsequent price rises between placing your order and delivery of your new car, but you must take delivery as soon as the car is available.

Please note: Vauxhall Motors Limited is not liable for price adjustments caused by Government changes in the rate of VAT (currently 20%), Vehicle Excise Duty, DVLA new vehicle first registration fee or by any other applicable legislation or regulations.

Vehicle Excise Duty

The amount of Vehicle Excise Duty (road fund licence) payable on new commercial vehicles varies depending on gross vehicle weight (GVW) and European standard emissions compliance.

Customer Care Commitment

For added peace of mind, Vauxhall has an innovative Customer Care Commitment** that offers the following:

- Three-year vehicle warranty consisting of a one-year/unlimited mileage manufacturer's warranty and a second and third year manufacturer's warranty with a 100,000 miles limitation
- Vauxhall Assistance for 12 months from first registration
- Five years' body panel anti-perforation warranty

**Warranty is only on vehicles sourced from Vauxhall Motors Limited. Terms and conditions apply – please see your Vauxhall Retailer for details.

Vauxhall Assistance

Vauxhall Assistance is provided automatically with every new Vauxhall Commercial Vehicle for 12 months from first registration and covers everything from accidents, mechanical breakdown to flat tyres. For even more peace of mind, for fully electric models the cover is extended[†] to 3 years. With Vauxhall Assistance help is literally just a free^{††} phone call away, 24 hours a day, 365 days a year!

[†]Terms and conditions apply. Please click [here](#) for full terms and conditions. ^{††}Mobile phone users will be charged at their standard tariff.

Vauxhall Extended Warranty

For complete peace of mind Vauxhall offers an extended warranty that can be purchased on an annual basis following the expiry of the original new vehicle warranty. It covers most mechanical and electrical components. Terms and conditions apply, for further details please contact your local Vauxhall Retailer.

Vauxhall Service Plan

Vauxhall Retailers offer a great service for owners of all Vauxhall vehicles. Value for money, regular offers and free check-ups, combined with the peace of mind that comes from using Vauxhall-trained technicians and genuine parts, help keep your vehicle in peak condition at all times. Every Vauxhall Retailer supports our customer promise, see vauxhall.co.uk/discover/here-for-you.html

Protecting the environment

Our products are increasingly winning environmental awards, both through the use of more recycled materials and by becoming cleaner and more efficient. For information on Vauxhall's efforts to achieve an environmentally sustainable future, including information on Design for Recycling, take-back of End-of-Life Vehicles (ELVs), and the recycling of ELVs, see vauxhall.co.uk/recycling

In the event of an accident...

Vauxhall Accident Management helps keep you mobile following an accident. Benefits include vehicle recovery, Vauxhall-approved repairs and contacting your insurer. For more details, visit vauxhall.co.uk/AccidentManagement

Van Business Centres

Keeping your van on the road. We know how important your van is to you, that's why we're geared up to minimise your downtime.

Our nationwide Van Business Centres provide fast, convenient value for money servicing, repairs and MOTs.

- All work is carried out by Vauxhall trained technicians using only genuine parts
- No appointments are required for diagnosis and we offer a 'while you wait' service

We have all the expertise required and will spare no effort to get you back in business as soon as possible.

LEASYS

Leasys UK

Leasys is the proud Business Contract Hire partner of Vauxhall and consequently, can provide quick vehicle delivery to keep your business mobile.

Specialised in Medium to Long-Term Leasing options and Fleet Management solutions for businesses of all sizes, [Leasys](#) lead mobility by offering sustainable and innovative solutions designed around customers, for a best-in-class experience. Their team of experts can personally support you and provide dedicated consultation.

[Leasys](#) is equally owned by Stellantis and Crédit Agricole Consumer Finance and is a member of the British Vehicle Rental and Leasing Association (BVRLA).

For further information, please contact your local Vauxhall Retailer or visit leasys.com/uk

For more product information

For further information on the Vauxhall range or location of your nearest Vauxhall Retailer please call **0800 026 0034**. Alternatively, details can be found on our website at vauxhall.co.uk

For more information call **0800 026 0034**

For Fleet enquiries call **0203 476 2268**

Discover the full Vauxhall range at **[vauxhall.co.uk](https://www.vauxhall.co.uk)**

Join us online

The invoice price, including delivery to Retailer, factory-fitted options, accessories fitted by the Retailer and number plates, is subject to VAT. Some feature descriptions in this guide may refer to, and some illustrations may show, optional equipment not included in the standard delivery. The information contained in this guide was accurate at the time of publication. We reserve the right to make changes in design and equipment. Please note that Vauxhall Retailers are not the agents of Vauxhall Motors Limited and are not authorised to bind Vauxhall Motors Limited by any specific or implied undertaking or representation. It is advisable to ensure that your motor insurance policy provides adequate cover for additional fitted options and accessories. The colours in this guide are only approximate actual colours. Illustrated optional equipment is available at extra charge. Availability, technical features and equipment provided on our vehicles can vary by model. For precise information on the equipment provided on our vehicles, please contact your local Vauxhall Retailer.

VAUXHALL