

Price and Specification Guide
1 June 2024 | Model Year 2024A (10)



New Movano Electric

Including Diesel Range

Contents

To find the information you want use the links below to navigate around the guide:

[Models](#)

[Prices](#)

[Features/options](#)

[Infotainment](#)

[Exterior colours](#)

[Specifications](#)

[Glossary of terms](#)

[Further information](#)

The new-look Movano retains impressive workload credentials. With a diverse range of body styles, up to 17m³ of cargo volume and a payload of up to two tonnes it's never been afraid of hard work. The introduction of a totally new, fully electric powertrain that produces 272PS and 410Nm of torque means both improved performance and up to 261 miles range (WLTP). A range of highly efficient turbo-diesel units completes the drivetrain line-up while a new hydrogen fuel cell variant due in 2024 will take things even further.

New advanced driver assistance systems are also available that enable level 2 automated driving for the first time. The redesigned cockpit features new infotainment systems with up to 10-inch colour touchscreens and wireless smartphone connectivity alongside an optional 230v dashboard charging socket. We're delighted you're considering the purchase of a new Movano and hope this guide will help you make the right choice for your business.



Prime



Full-diameter wheel covers.*

16-inch alloy wheel.*



Standard Prime features include:

Infotainment

- Multimedia navigation system (Electric)
 - 10-inch colour touchscreen
 - Fully integrated TomTom® satellite navigation system
 - AM/FM/DAB digital radio
 - Bluetooth®
 - Apple CarPlay/Android Auto™
 - 2x USB connections
 - Natural voice control

Multimedia (Diesel)

- 5-inch colour display
- AM/FM/DAB digital radio
- Bluetooth®
- Voice control
- USB connection

Vauxhall Connect (Electric)

Interior convenience/styling

- 7-inch digital instrument cluster (Electric)
- Manual air conditioning (Diesel)
- Automatic air conditioning (Electric)
- Cruise control with variable speed limiter (Diesel)
- Two cupholders/phone storage
- Electronic parking brake (Electric)
- Keyless entry and go (Electric)
- Electronic power steering
- Six-way driver's seat with lumbar adjustment
- Driver's seat armrest
- Dual passengers' bench seat

Exterior convenience/styling

- Rear parking distance sensors
- Side-protection mouldings
- Electrically adjustable/heated door mirrors with twin lenses
- Electrically operated front windows
- Nearside sliding side-access door
- Twin unglazed rear doors (180° opening)
- 15-inch steel wheels with centre caps (3500 models)
- 16-inch steel wheels with centre caps (3500 Heavy/4000 models)
- Emergency tyre inflation kit

Safety/security

- Rear-view camera
- Remote control security alarm system
- Driver's airbags
- Double passenger's airbags
- Electronic stability control
- Full-height steel bulkhead
- Remote control central deadlocking
- Tyre pressure monitoring system
- Advanced emergency braking system
- Lane support system
- Traffic sign recognition
- Driver drowsiness detection
- Intelligent speed assist

Glazed Panel Van

Additionally feature

- Twin glazed rear doors (180° opening)
- Glazing to row 2, 3 and nearside sliding side loading door

*Optional at extra cost. For more details see Exterior style, click [here](#)

Prices/Weights – N1 models*

(Provisional data)

Electric	LCDV Code	Minimum Mass (kg)*	Maximum indicative payload (kg)*	Gross Vehicle Weights (GVW) (kg)	Plated weights (kg)		Towing weights (kg) Braked	Plated Gross Combination Weights (GCW) (kg)	Price (£) exc. VAT	On-the-road RRP before PiVG (£) exc. VAT	On-the-road RRP after PiVG (£) exc. VAT
					Front axle	Rear axle					
L3 H2 Prime Panel Van											
3500 (272PS) auto – 110kWh Battery	2GXE5LHYAFTOA010	2865	635	3500	tba	tba	2400	5900	50,385.00	51,435.00	46,435.00

Prices/Weights – N2 models*

(Provisional data)

Electric	LCDV Code	Minimum Mass (kg)*	Maximum indicative payload (kg)*	Gross Vehicle Weights (GVW) (kg)	Plated weights (kg)		Towing weights (kg) Braked	Plated Gross Combination Weights (GCW) (kg)	Price (£) exc. VAT	On-the-road RRP before PiVG (£) exc. VAT	On-the-road RRP after PiVG (£) exc. VAT
					Front axle	Rear axle					
L3 H2 Prime Panel Van											
4000 (272PS) Auto – 110kWh Battery	2GXE5MHYAFTOA010	2865	1385	4000	tba	tba	2400	6400	51,195.00	52,245.00	47,245.00
L3 H3 Prime Panel Van											
4000 (272PS) Auto – 110kWh Battery	2GXE5PHYAFTOA010	2890	1360	4000	tba	tba	2400	6400	52,005.00	53,055.00	48,055.00
L4 H2 Prime Panel Van											
4000 (272PS) Auto – 110kWh Battery	2GXE7MHYAFTOA010	2910	1340	4000	tba	tba	2400	6400	52,005.00	53,055.00	48,055.00
L4 H2 Prime Glazed Panel Van											
4000 (272PS) Auto – 110kWh Battery	2GXE7YHYAFTOA010	2910	1340	4000	tba	tba	2400	6400	52,455.00	53,505.00	48,505.00
L4 H3 Prime Panel Van											
4000 (272PS) Auto – 110kWh Battery	2GXE7PHYAFTOA010	2940	1310	4000	tba	tba	2400	6400	52,815.00	53,865.00	48,865.00
L3 H1 Chassis Cab											
4000 (272PS) Auto – 110kWh Battery	2GXE6HHYAFTOA010	2555	1695	4000	tba	tba	2400	6400	48,765.00	49,815.00	44,815.00

Please note: On-the-road recommended retail prices (RRP) include number plates and delivery to Retailer of £995.00 exc. VAT (£1,194.00 inc. VAT) and new vehicle first registration fee of £55.00 (correct at time of publication). Excludes fuel and insurance. Price has been calculated using manufacturer estimates and includes an OZEV grant of up to £5,000.00 which has been deducted from the price of the vehicle (OZEV Grant not available in the Isle of Man). The grant is a government incentive and is subject to withdrawal prior to delivery of your vehicle. Retailers may be required to carry out more than one credit check during the course of the order process. You may be required to place a deposit when placing your order with your supplying Retailer. In the event of a price change, deposit refunds will be governed by your supplying Retailer's policy and as such must be discussed with the supplying Retailer.

*For definitions please refer to Glossary of Terms. Gross plated weights (including axle weights) quoted on the vehicle plate are to UK plated weight specification and must never be exceeded. Unbraked towing weight 750kg – all models.

Prices/Weights – N1 models*

(Provisional data)

Diesel	LCDV Code	Minimum Mass (kg)*	Maximum indicative payload (kg)*	Gross Vehicle Weights (GVW) (kg)	Plated weights (kg)		Towing weights (kg) Braked	Plated Gross Combination Weights (GCW) (kg)	Price (£) exc. VAT	On-the-road RRP (£) exc. VAT
					Front axle	Rear axle				
L2 H1 Prime Panel Van Euro 6E										
3500 2.2 (140PS) Turbo D S/S	2GXE3FHOKKTOA010	2075	1425	3500	tba	tba	2500	6000	31,515.00	32,900.00
L2 H2 Prime Panel Van Euro 6E										
3500 2.2 (140PS) Turbo D S/S	2GXE3KHOKKTOA010	2100	1400	3500	tba	tba	2500	6000	32,325.00	33,710.00
3500 2.2 (140PS) Turbo D S/S auto	2GXE3KHOK1TOA010	2160	1340	3500	tba	tba	2500	6000	34,425.00	35,810.00
L3 H2 Prime Panel Van Euro 6E										
3500 2.2 (140PS) Turbo D S/S	2GXE5KHOKKTOA010	2150	1350	3500	tba	tba	2500	6000	33,135.00	34,520.00
3500 2.2 (140PS) Turbo D S/S auto	2GXE5KHOK1TOA010	2210	1290	3500	tba	tba	2500	6000	35,235.00	36,620.00
3500 2.2 (140PS) Turbo D S/S Heavy	2GXE5LHOKKTOA010	2190	1310	3500	tba	tba	3000	6500	33,585.00	34,970.00
L3 H2 Prime Glazed Panel Van Euro 6E										
3500 2.2 (140PS) Turbo D S/S	2GXE5WHOKKTOA010	2150	1350	3500	tba	tba	2500	6000	33,585.00	34,970.00
L3 H3 Prime Panel Van Euro 6E										
3500 2.2 (140PS) Turbo D S/S	2GXE5NHOKKTOA010	2175	1325	3500	tba	tba	2500	6000	33,945.00	35,330.00
L4 H2 Prime Panel Van Euro 6E										
3500 2.2 (140PS) Turbo D S/S Heavy	2GXE7LHOKKTOA010	2235	1265	3500	tba	tba	3000	6500	34,395.00	35,780.00
L4 H3 Prime Panel Van Euro 6E										
3500 2.2 (140PS) Turbo D S/S Heavy	2GXE7OHOKKTOA010	2265	1235	3500	tba	tba	3000	6500	35,205.00	36,590.00
Back to Back Prime Euro 6E										
3500 2.2 (140PS) Turbo D S/S	2GXE0FHOKKTOA010	1935	1565	3500	tba	tba	2500	6000	29,895.00	31,280.00
L2 H1 2.2 Prime Chassis Cab Euro 6E										
3500 2.2 (140PS) Turbo D S/S Heavy	2GXE4GHOKKTOA010	1880	1620	3500	tba	tba	3000	6500	30,615.00	32,000.00
L3 H1 2.2 Prime Chassis Cab Euro 6E										
3500 2.2 (140PS) Turbo D S/S Heavy	2GXE6GHOKKTOA010	1900	1600	3500	tba	tba	3000	6500	31,155.00	32,540.00
L3 H1 2.2 Prime Chassis Doublecab Euro 6E										
3500 2.2 (140PS) Turbo D S/S Heavy	2GXE6YHOKKTOA010	2115	1385	3500	tba	tba	3000	6500	32,505.00	33,890.00
L3 H1 2.2 Prime Platform Cab										
3500 2.2 (140PS) Turbo D S/S Heavy	2GXE6RHOKKTOA010	1900	1600	3500	tba	tba	3000	6500	31,155.00	32,540.00

S/S = Start/Stop.

Please note: On-the-road recommended retail prices (RRP) include number plates and delivery to Retailer of £995.00 exc. VAT (£1,194.00 inc. VAT), 12 months' Vehicle Excise Duty and new vehicle first registration fee of £55.00 (correct at time of publication). Excludes fuel and insurance.

*For definitions please refer to Glossary of Terms. Gross plated weights (including axle weights) quoted on the vehicle plate are to UK plated weight specification and must never be exceeded. Unbraked towing weight 750kg – all models.

Effective 1 June 2024

New Movano Model Year 2024A

Prices/Weights – N2 models*

(Provisional data)


Diesel	LCDV Code	Minimum Mass (kg)*	Maximum indicative payload (kg)*	Gross Vehicle Weights (GVW) (kg)	Plated weights (kg)		Towing weights (kg) Braked	Plated Gross Combination Weights (GCW) (kg)	Price (£) exc. VAT	On-the-road RRP (£) exc. VAT
					Front axle	Rear axle				
L4 H2 Prime Panel Van Euro 6E										
4000 2.2 (180PS) Turbo D S/S auto Heavy	2GXE7MHOR1TOA010	2255	1245	4000	tba	tba	2250	6250	38,705.00	39,920.00
L4 H2 Prime Glazed Panel Van Euro 6E										
4000 2.2 (140PS) Turbo D S/S Heavy	2GXE7YHOKKTOA010	2275	1975	4000	tba	tba	2250	6250	35,655.00	36,870.00
2.2 Prime Back to Back Euro 6E										
4000 2.2 (180PS) Turbo D S/S auto Heavy	2GXE0HOR1UOA010	1935	2315	4000	tba	tba	2250	6250	34,655.00	35,870.00

S/S = Start/Stop.

Please note: On-the-road recommended retail prices (RRP) include number plates and delivery to Retailer of £995.00 exc. VAT (£1,194.00 inc. VAT), 12 months' Vehicle Excise Duty and new vehicle first registration fee of £55.00 (correct at time of publication). Excludes fuel and insurance.

*For definitions please refer to Glossary of Terms. Gross plated weights (including axle weights) quoted on the vehicle plate are to UK plated weight specification and must never be exceeded. Unbraked towing weight 750kg – all models.

Safety features



1. Intelligent speed assist incorporating traffic sign recognition

Sets and automatically adjusts the speed to maintain a safe distance from vehicles ahead, providing functionality between 19 mph and the vehicle's top speed. In conjunction with traffic sign recognition, the system can recommend that the driver adjust their speed according to the speed limit detected.

2. Rear-view camera

Updated rear view-camera offers improved resolution on the Infotainment screen and, using a digital signal, displays dynamic grid

lines to assist with parking manoeuvres. Further assistance can be provided whilst driving by opting for the optional digital rear-view mirror.*

3. Electronic Stability Control (ESC)

ESC has been upgraded in new Movano to include the following three features:

Cross wind assist – Works at speeds over 40 mph and intervenes on braking to help stabilise the vehicle through strong crosswinds, helping the vehicle to avoid drifting out of its lane.

Trailer stability control system – The system is able to detect when the trailer is starting to oscillate and corrects any dangerous trailer swing, through a combination of torque

reduction and wheels braking, to bring the trailer and the vehicle under control.

Post collision braking system – Intervenes in the event of an accident, automatically applying brakes to prevent secondary potential collisions.

4. Advanced Emergency Braking System (AEBS)

This system alerts the driver of a potential collision through a combination of visual and then audible warnings. Should the driver fail to react, autonomous emergency braking is triggered to help mitigate/avoid the impact by reducing the speed of the vehicle. AEBS provides additional assistance to optimise braking performance while a dynamic brake support

function boosts pressure to help further minimise stopping distances.

Lane support system**

Lane support system prevents unintentional departure from the lane, with the help of a forward-facing camera on the windscreen performing corrective steering interventions to prevent the vehicle from crossing painted boundary lines or even roadside edges. A tactile warning in the form of torque applied to the steering wheel, together with visual and audible warnings on the instrument panel display, to alert the driver they must stay within the lane limits.

Options

Model specific options	Option code*	Prime	Prime Electric
Safety			
Front side-impact and curtain airbags	NF04	£540	£540
Speed limiter (56mph) – Standard on 4000 (N2)	SB13	No-cost	No-cost
Security			
Additional remote control key	JA17	£50	£50
Driver assistance			
Electronic smart tachograph – Standard on 4000 (N2) and Window Van	HC09	£630	£630
City Plus Pack – Side blind spot alert/Rear cross traffic alert/Electrically-folding door mirrors (excluding 4000 models)/360° perimeter parking sensors/Digital rear-view mirror	J6S4/J6S5	£1,130	£1,130
L2 Autonomous Driving Pack (3500 (N1) models only) – Twin USB connection/Wireless charger/Leather-covered steering wheel/Chrome-effect air vents/230v charging socket/Automatic lighting control/High beam assist/Cornering function for front fog lights	J6UR	-	£1,090
L2 Autonomous Driving and LED Headlights Pack (3500 (N1) models only) – Twin USB connection/Wireless charger/Leather-covered steering wheel/Chrome-effect air vents/230v charging socket/Automatic lighting control/High beam assist/Cornering function for front fog lights/LED headlights	J6UT	-	£1,540
L2 Autonomous Driving Pack (Automatic models only. Not available on Heavy variants) – L2 Autonomous driving/Keyless entry and Go/Electronic parking brake/230v charging socket/10-inch multimedia satellite navigation system/Automatic climate control/Twin USB connections/Wireless charger/Digital instrument cluster/Chrome-effect air vents/Leather-covered steering wheel/Driver's underseat storage/Automatic lighting control/High beam assist/Cornering function for front fog lights	J6UV	£2,890	-
L2 Autonomous Driving and LED Headlights Pack (Automatic models only. Not available on Heavy variants) – L2 Autonomous driving/Keyless entry and Go/Electronic parking brake/230v charging socket/10-inch multimedia satellite navigation system/Automatic climate control/Twin USB connections/Wireless charger/Digital instrument cluster/Chrome-effect air vents/Leather-covered steering wheel/Driver's underseat storage/Automatic lighting control/High beam assist/Cornering function for front fog lights/LED headlights	J6UX	£3,340	-

*Optional at extra cost excluding VAT.

Options

Model specific options	Option code*	Prime	Prime Electric
Interior convenience			
Handsfree and Socket Pack – Keyless entry and Go/Electronic parking brake/230v charging socket	J6LR	£450	-
Eat and Work Seat Bench	WM21	TBC	TBC
Medium fabric seat	BUFX	£30	-
Premium Cab Pack - chromed airvents/Leather steering wheel/Compartment under driver's seat/Driver seat carter	BUFX	£180	-
Exterior convenience			
Techno Plus Pack – 10-inch multimedia satellite navigation system/Automatic climate control/Twin USB connections/Vauxhall Connect/Wireless charger/Digital instrument cluster	J6MA	£1,530	-
Visibility Plus Pack (3500 (N1) models only) – Automatic lighting control/High beam assist/Cornering function for front fog lights/LED headlights	J6MV	£680	£680
Visibility Plus Pack (4000 (N2) models only) – Automatic lighting control/High beam assist/LED headlights	J6MW	£590	£590
Exterior style			
Full-diameter wheel covers (15-inch and 16-inch)	ZIAT/ZIAV	£50	-
Style and Visibility Pack – Body-colour bumpers/Black skid plates/16-inch diamond black alloy wheels/Automatic lighting control/High beam assist/Cornering function for front fog lights/LED headlights	J6VU/J6VV	£1,360	-
Load area			
Glazing for standard full-height steel bulkhead	PX09	£140	£140
Offside sliding side-access door (right-hand side)	PC12	£410	£410
Glazing to nearside side-access sliding door (left-hand side) – Standard on Window Van	PC10	£230	£230
Sliding glass in sliding doors (Window Van only)	VG02	£320	£320
Privacy side windows	VD10	£270	£270
Cargo Plus Pack – Premium wooden floor and wooden side panels/12v socket in load area/270° opening rear doors/Load area LED/Handles on rear and sliding doors	J6CK	£1,310	£1,310
270° opening rear doors	LL02	£320	£320

*Optional at extra cost excluding VAT.

Options

Model specific options	Option code*	Prime	Prime Electric
Mechanical			
Conversion Pack (Not available on Window Van) – CANbus interface box/220A alternator (not Electric)/150Ah Battery	J101	£230	-
Double leaf reinforced rear suspension	SE08	£120	-
Worksite Pack (Diesel Heavy models only. Not available on Window Van and 4000 models) – Traction Plus/All season tyres/ Double leaf rear reinforced suspension/Spare wheel winch/Full-size steel spare wheel	J6LK/J6LJ	£770	-
Full-size steel spare wheel	RS03	£180	£180
Towing			
Fixed towing hook (monoblock)	AQ03	£500	-
Conversions and fleet only			
External rear-view mirrors for body size kit 2.35 m	RX05	£140	£140
Smart tachograph exclusion	HC08	£0	£0
Single passenger seat	tbc	£40	£40
Loose rear lights	SY05	£70	£70
Oversized rear suspension	SE16	£270	£270
Exclusion speed limiter	SB15	£0	£0
Armrest and lumbar adjustment for passenger's seat	WM08	£50	£50
Twin Glazed rear doors	VC02	£300	£300
Capucine shelf exclusion	JO00	£0	£0
Speed limiter (62mph)	SB14	£0	£0
Special order electrics - Loom extension	KY06	Standard on Chassis & Back to Back	
Remove bulkhead	PX23	£0	£0
Heated rear window	VC02	£250	£250

Infotainment

Multimedia navigation system – Electric models

Features

- 10-inch colour touchscreen with wireless mirror screen
- Fully integrated TomTom® satellite navigation system
- AM/FM/DAB digital radio
- Bluetooth®
- Apple CarPlay/Android Auto™
- Voice control
- Natural voice recognition
- Customisable one-touch access

Media connections

- 2x USB connections (1x A type, 1x C type)
- Bluetooth® audio streaming

Mobile phone portal

- Bluetooth® connectivity
- Vehicle microphone
- Phone book access – Contacts/last calls/missed calls etc. are mirrored on the display and are easily navigated using the touchscreen (features dependent on mobile phone)

Additional features

- Flexible roof-mounted aerial
- Steering wheel mounted audio and phone controls

Driver information

- 7-inch digital instrument cluster
- 3D navigation map and route display
- Driver assistance information and warnings
- Power/regenerative charge meter
- 'State of charge'/drive mode displays
- Digital speedometer

Multimedia – Diesel models

Features

- 5-inch colour touchscreen
- AM/FM/DAB digital radio
- Voice control

Media connections

- USB connection
- Bluetooth® audio streaming

Mobile phone portal

- Bluetooth® connectivity
- Vehicle microphone
- Phone book access – Contacts/last calls/missed calls etc. are mirrored on the display and are easily navigated using the touchscreen (features dependent on mobile phone)

Additional features

- Flexible roof-mounted aerial
- Steering wheel mounted audio and phone controls

Driver information

- Driver information display – centrally located in instrument cluster including speedometer and rev counter
- 3.5-inch mono digital display
- Digital fuel and water gauges



Vauxhall Connect



Safety

The more you know, the safer your journey – that's why our smart tech and connected services keep you constantly updated on what's going on inside and outside your vehicle.

Peace of mind

- Emergency call (SOS e-call)
- Breakdown call (b-call)




e-Remote control

Want seamless charging and added levels of comfort? Use e-Remote to schedule charging times, keep an eye on your range and even pre-set your vehicle's cabin temperature before you get in.

Convenience

- E-remote control (Electric only)**
- Remote check of battery level, programming and charge management
- Pre-conditioning of vehicle temperature



Live navigation plus†

With real-time directions and traffic information from the leading European GPS provider, TomTom®, every journey will be a breeze.

- TomTom® services
- Real time traffic news
- Parking prices and availability
- Weather forecast on your journey
- Natural voice control
- Fuel prices at petrol stations
- Search for charging stations
- Quick search for points of interest
- Road safety alerts



Maintenance

Connected services are here for you – even when things go wrong. Our Intelligent Telemaintenance service monitors the key functions of your vehicle – and notifies you as soon as something needs attention.

- Vehicle status and information**
- Maintenance alerts, fuel level, average fuel consumption and mileage

Vauxhall Connect* is the smart way to stay connected while on the road. Innovative technology systems and related services keep our drivers safe and provide an exciting, efficient yet safe trip.

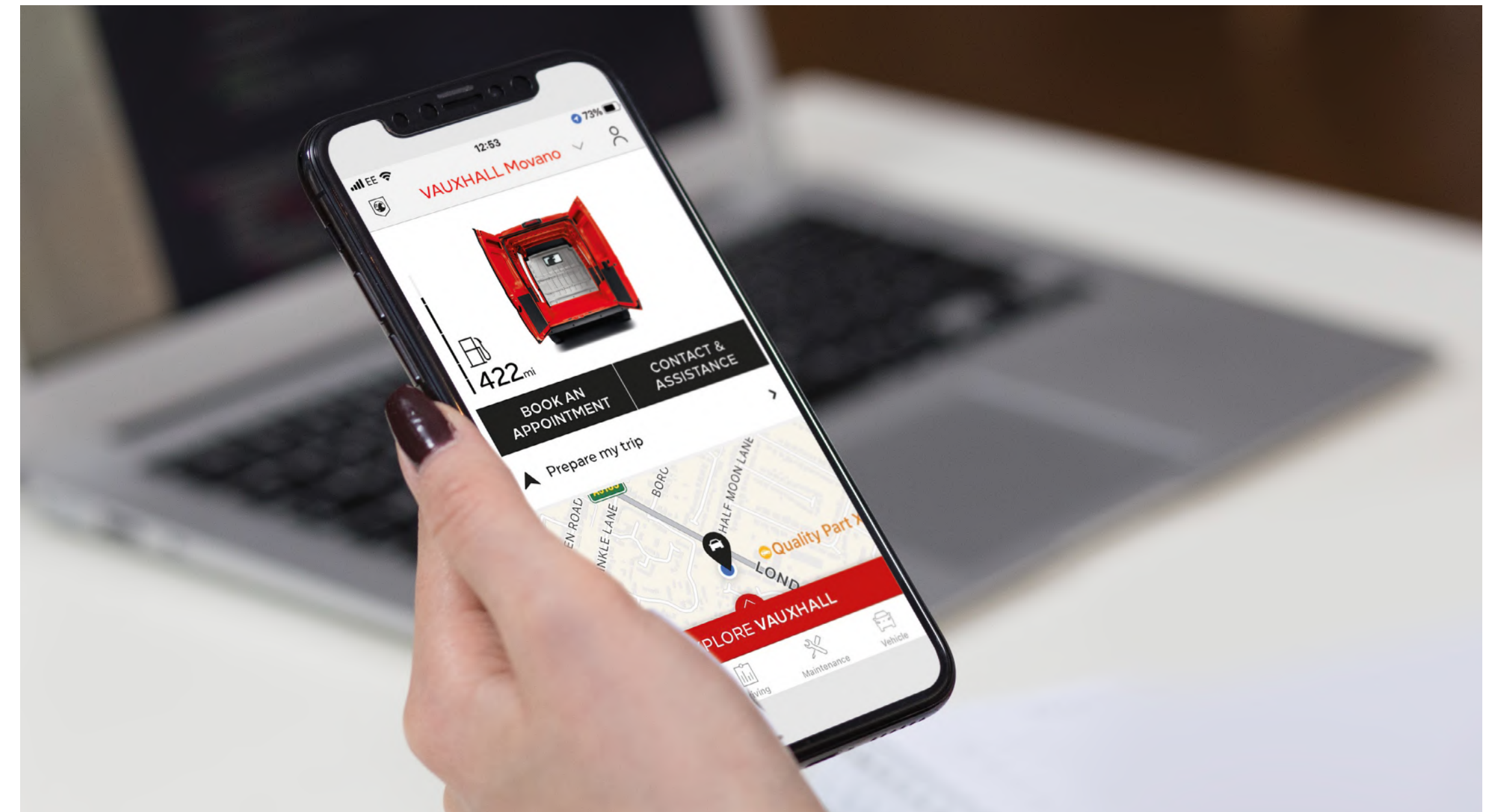
Download
MyVauxhall now!



Explore MyVauxhall

Ready to make life easier? Meet MyVauxhall – your one-stop shop for everything Vauxhall. Plan journeys from the comfort of your armchair. View your next scheduled service, book a vehicle repair, access your handbook and much more!

Also if you drive an electric vehicle or plug-in hybrid, you'll love our e-Remote Control app feature. Use it to pre-condition your cabin temperature before journeys – and maximise your charge. Or pre-schedule charging times at night, and benefit from cheaper electricity.



*Electric models only. Subject to subscription – after you have taken delivery of your vehicle, please subscribe on: connect.vauxhall.co.uk **via MyVauxhall App. †Standard on models with Satellite Navigation only. Additional terms and conditions apply to connected services, including customer acceptance of location sharing prior to activation.

For more information visit vauxhall.co.uk/discover/myvauxhall.html

Exterior colours

Kaolin White (POPR)*

Solid paint



Thunder Grey (P02B)*

Solid paint £800




Expedition Grey (P04K)*

Solid paint £800



Metallic Black (MOE9)**

Two-coat metallic paint £800



Quartz Silver (MOF4)**

Two-coat metallic paint £800



Iron Grey (MOZW)**

Two-coat metallic paint £800



The colours reproduced may vary slightly from the actual paint colour. As a result they should be used as a guide only. Your Vauxhall Retailer has a comprehensive display of our paint samples.

Please note, vehicles illustrated are not model specific and are for illustrative purposes only.

*Standard exterior paint. **Optional at extra cost excluding VAT.

Special colours

Model specific options	Option code*	Prime	Prime Electric
Special colours			
Flame Red (RAL 3000)	E0JH	£900	£900
Tiziano Red	E01X	£900	£900
Orange (RAL 2011)	E0HS	£900	£900
Batic Orange	E0W8	£900	£900
Brown	E0EV	£900	£900
Green (RAL 6018)	E0QT	£900	£900
Muschio Green (RAL 6005)	E06Q	£900	£900
Mundo Azure	E05X	£900	£900
Storm Blue	E03M	£900	£900
Imperial Blue	E04P	£900	£900
Ultra Marine Blue (RAL 5002)	E0GC	£900	£900
Post Yellow	E0DC	£900	£900
Genet Yellow (RAL 1032)	E0AS	£900	£900
Sulphur Yellow (RAL 1016)	E0AL	£900	£900
Azure (RAL 5023)	E0QD	£900	£900
Suggestivo Blue	E0CL	£900	£900
Dark Grey (RAL 7021)	E0VZ	£900	£900
Amazon Grey (RAL 1032)	E0DM	£900	£900
Aluminium Grey	E0ZR	£900	£900

Additional lead-time for special paint will be confirmed at order placement (event 25). Consult Retailer for details. Your Vauxhall Retailer has a comprehensive display of our paint samples.

*Optional at extra cost excluding VAT

Specifications* – Electric

Single-speed electronic drive selector

As the motor is an all-electric single-speed drive unit, there is no need for multiple gears. Instead, the driver selects from the facia-mounted buttons the following:

- **D:** Drive • **N:** Neutral • **R:** Reverse

Driving modes enable the driver to optimise the range in real conditions. Three drive modes are available:

Eco: for a smooth and economical drive

Normal: for a comfortable and balanced drive

Power: for a powerful and responsive drive

There are four E-Coasting modes for regenerative braking enabled by the paddles on the steering wheel:

E-Coasting 1: Free wheeling

E-Coasting 2: Low deceleration

E-Coasting 3: Medium deceleration


E-Coasting 4: High deceleration

Charging

Movano Electric comes fitted with a 11kW on-board charger and mode 3 cable. For more details please consult your local Retailer.

Need help with home or public charging? Check out VX's Plug & Go partnership with Octopus

[Click here to find out more](#)



Braking

Single foot driving experience

The system not only utilises the energy when the brakes are being used, but also engages when the vehicle is coasting, recovering more energy and enabling single foot driving as the brakes automatically engage when the throttle pedal is released.

Please note, EV range assumes that vehicle has been pre-conditioned prior to journey. This function can be accessed either via MyVauxhall App or by using the infotainment system.

Drivetrain – Electric		
CO ₂ emissions	0g/km	
Maximum power	200kW (272PS)	
Maximum torque	410Nm (302lb. ft)	
Maximum speed	80mph	
Transmission	Automatic electric drive with fixed gear ratio	
Service interval	tba	
Battery		
Battery capacity	110kWh	
AC on-board charger speed (standard)	11kW	
WLTP Range (Combined)	up to 261 miles	
WLTP Range (City)	tba	
Energy consumption (Combined low/high)	tba	
Battery warranty	8 years/100,000 miles/70% capacity	
Charging (Supply)	Socket	Charge Time (0 – 100%)
AC current – Home wallbox or public charger (7kW)	Type 2	16h 40m
AC current – Public charger (11kW)	Type 2	11h 45m
DC current – Rapid charger (150kW)	CCS	55min (0 – 80%)

The Movano Electric is a battery electric vehicle requiring mains electricity for charging. Range data given has been determined according to WLTP test procedure methodology. The figures shown are intended for comparability purposes only and should only be compared to other cars tested to the same technical standard. The range you achieve under real world driving conditions will depend upon a number of factors, including but not limited to: the accessories fitted (pre and post registration); charging frequency; personal driving style; vehicle load and route characteristics; variations in weather; heating/air conditioning; pre-conditioning and battery condition. For more information, contact your local Vauxhall Retailer.

*Provisional data.

Specifications – Diesel

Diesel engines	2.2 (140PS) Turbo D Start/Stop BlueInjection	2.2 (180PS) Turbo D Start/Stop BlueInjection
Capacity	2184cc	2184cc
Maximum power	140PS (103kW) @ 3500rpm	180PS (132kW) @ 3500rpm
Maximum torque	Manual: 350Nm (258lb.ft.) @ 1400rpm / Auto: 380Nm (280lb.ft.) @ 1400rpm	Auto: 450Nm (332lb.ft.) @ 1500rpm
Configuration	4 cylinders, 4 valves per cylinder, double overhead camshafts	4 cylinders, 4 valves per cylinder, double overhead camshafts
Fuel/induction system	High pressure turbo-charged direct injection	High pressure turbo-charged direct injection
Emission compliance	Euro 6E	Euro 6E
Service interval	tba	tba

Specifications – Diesel

Fuel economy/Emissions Euro 6E	WLTP Fuel economy mpg (litres/100km) [#]		CO ₂ (g/km) [#]	
	Combined Low	Combined High	Low	High
L2 H1 Prime Panel Van Euro 6E				
3500 2.2 (140PS) Turbo D S/S	37.7 (7.5)	34.4 (8.2)	198	216
L2 H2 Prime Panel Van Euro 6E				
3500 2.2 (140PS) Turbo D S/S	36.2 (7.8)	32.1 (8.8)	205	231
3500 2.2 (140PS) Turbo D S/S Auto	32.8 (8.6)	29.1 (9.7)	226	255
L3 H2 Prime Panel Van Euro 6E				
3500 2.2 (140PS) Turbo D S/S	36.2 (7.8)	32.1 (8.8)	205	231
3500 2.2 (140PS) Turbo D S/S Auto	32.8 (8.6)	29.1 (9.7)	226	255
3500 2.2 (140PS) Turbo D S/S Heavy	36.2 (7.8)	32.1 (8.8)	205	231
L3 H2 Prime Glazed Panel Van Euro 6E				
3500 2.2 (140PS) Turbo D S/S	36.2 (7.8)	32.1 (8.8)	205	231
L3 H3 Prime Panel Van Euro 6E				
3500 2.2 (140PS) Turbo D S/S	34.4 (8.2)	31.0 (9.1)	217	239
L4 H2 Prime Panel Van Euro 6E				
3500 2.2 (140PS) Turbo D S/S Heavy	36.2 (7.8)	32.1 (8.8)	205	231
L4 H3 Prime Panel Van Euro 6E				
3500 2.2 (140PS) Turbo D S/S Heavy	34.4 (8.2)	31.0 (9.1)	217	239

S/S = Start/Stop.

[#]Figures shown are for comparison purposes and should only be compared to the fuel consumption and CO₂ values of other vehicles tested to the same technical standard. The fuel consumption achieved, and CO₂ produced, in real world conditions will depend upon a number of factors including, but not limited to: the accessories fitted (pre and post registration); variations in weather; driving styles and vehicle load. The WLTP (Worldwide Harmonised Light Vehicles Test Procedure) is used to measure fuel consumption and CO₂ figures. The CO₂ figures display a range to reflect the highest value for the highest emitting version with all available options added, through to a minimum value to represent the lowest emitting version in standard specification.

Specifications

Transmissions

Six-speed manual gearbox

Diesel engines: 2.2 (140PS/180PS) Turbo D

Steering

- Hydraulic power-assisted rack and pinion system
- Energy absorbing steering column
- Turning circle kerb-to-kerb/wall-to-wall (m):
 - 12.6/12.8 (L2)
 - 14.2/14.4 (L3)
 - 14.2/14.4 (L4)

Brakes

- Front ventilated disc brakes:
 - 280mm (3500)
 - 300mm (3500 Heavy/4000/auto)
- Rear disc brakes:
 - 280mm (3500/Heavy)
 - 300mm (4000)
- Anti-lock Braking System (ABS)
- Emergency brake assist
- Electronic brakeforce distribution

Suspension and stability

- Front: Independent pseudo-MacPherson type with lower wishbone and 26mm anti-roll bar, double acting hydraulic shock absorbers and helical springs
- Rear: Rigid axle, anti-roll bar, double acting hydraulic (inclined telescopic) shock absorbers, longitudinal leaf springs (standard single leaf)
- Electronic Stability Programme-plus (ESP-plus) with traction control - Works in conjunction with the vehicle's electronic braking and engine systems to keep the vehicle stable in many different situations. ESP monitors a variety of inputs to determine when the vehicle starts to lose traction, it can then immediately respond by varying the brake pressure between up to three wheels and adjust the engine output To help correct the loss of traction and improve stability

Fuel tank capacities

- 90 litres - Diesel
- 19 litres - AdBlue®

Exterior dimension - mm	L2		L3		L4	
	H1	H2	H2	H3	H2	H3
Length	5413	5413	5998	5998	6363	6363
Width (with mirrors)	2690	2690	2690	2690	2690	2690
Height	2254	2522	2522	2760	2522	2760
Wheelbase	3450	3450	4035	4035	4035	4035
Sliding side door width	1250	1250	1250	1250	1250	1250
Sliding side door height	1485	1755	1755	1755	1755	1755
Rear doors width	1562	1562	1562	1562	1562	1562
Rear doors height	1520	1790	1790	2030	1790	2030
Load sill height (min-max)	503 - 506	493 - 559	503 - 557	505 - 552	594 - 602	555 - 563
Ground clearance (min-max)	158 - 181	158 - 190	158 - 181	154 - 197	221 - 224	181 - 184
Interior dimensions - mm	L2		L3		L4	
	H1	H2	H2	H3	H2	H3
Load length at floor	3120	3120	3705	3705	4070	4070
Load length at mid-height with bulkhead	2914	2914	3555	3555	3920	3920
Load width (maximum)	1870	1870	1870	1870	1870	1870
Load width between wheel arches	1422	1422	1422	1422	1422	1422
Load height (maximum)	1662	1932	1932	2172	1932	2172
Volume (m³)	10	11.5	13	15	15	17

Glossary of terms

Plated weight

The maximum weight to which a vehicle or an axle may be loaded, determined either by the design of the components or by legislation. All commercial vehicles must carry a manufacturer's 'plate' showing the vehicle and axle gross 'plated weights'. It is an offence to drive a vehicle in a condition where any of these weights are exceeded.

Minimum Mass

Minimum Mass ('Mass in running order' on Certificate of Conformity and 'Mass in Service' on V5C form) is defined according to European Type Approval and include all fluids, tools and 90% fuel load. It is minimum mass for this variant and does not consider local specification/trim or deletable options (specific to Movano). Weights are also subject to manufacturing tolerances (EU Legislation allows 5% tolerance).

Gross Vehicle Weight (GVW)

The total permissible weight of a vehicle including payload and passengers, as shown on the manufacturer's plate.

Gross Combination Weight (GCW)

The maximum permissible weight of a vehicle, including payload and passengers, combined with the total weight of any trailer it is towing. The maximum GCW weight limit is quoted on the vehicle plate and must not be exceeded.

Payload

The total permissible weight that can be carried without exceeding the vehicle's plated weight. Payload do not include driver but do take into consideration specification/trim level:

Weights are also subject to manufacturing tolerances (EU Legislation allows 5% tolerance). Payload does not consider any additional options that a customer may order.

Roof loads

Roof load should not exceed 100kg including the weight of the roof rack/carrier

Maximum towing weight

The maximum weight of any trailer and its load which may be towed within the limit of the vehicle's plated Gross Combination Weight (GCW). It is based on the ability of the vehicle – at full GCW – to restart on a 12% gradient, which is approximately 1 in 8.3, at sea level. At altitudes above 1500 metres, the engine output may drop with a corresponding reduction in towing capability. It is the operator's responsibility to ensure that the trailer noseweight does not cause the rear axle plated weight of the towing vehicle to be exceeded.

Always fit Vauxhall towing attachments and accessories available from your Vauxhall Commercial Vehicle Retailer. They are designed specifically for Vauxhall models and carry a 12-month warranty.

Commercial Vehicle Categories

Differences between M1/N1 and M2/N2 (Vehicles with GVW above 3500kg)

Category M: Passenger carriers

Category M1: Vehicles designed and constructed for the carriage of passengers and comprising no more than eight seats in addition to the driver's seat.

Category M2: Vehicles designed and constructed for the carriage of passengers, comprising more than eight seats in addition to the driver's seat, and having a maximum mass not exceeding 5 tonnes.

Category N: Goods vehicles

Category N1: Vehicles designed and constructed for the carriage of goods and having a maximum mass not exceeding 3.5 tonnes.

Category N2: Vehicles designed and constructed for the carriage of goods and having a maximum mass exceeding 3.5 tonnes but not exceeding 12 tonnes.

Specific differences, all M2/N2 require the following:

Speed limiter: All M2/N2 vehicles are legally required to be speed limited. M2 to 62mph and N2 to 56mph.

Conversions

A new conversion portal has been introduced. This significantly improves the transparency and response of all communication with body-builders, and converters: converters-and-stellantis.com

This website contains complete technical guidelines necessary to convert Vauxhall commercial vehicles – Combo (eK9/K9); Vivaro (eKO/KO); Movano (eX250/X250).

- Conversion Guidelines
- 2D Drawings
- 3D CAD
- WLTP Range/Emission Calculator
- Technical Questions
- Conversion Approval including LONO

Any converter of Vauxhall product should create an account on this portal including those using IVA as approval process.

Further information

Vauxhall on-the-road recommended retail prices (RRP)

To eliminate uncertainty about hidden costs incurred when buying a new commercial vehicle, Vauxhall publishes on-the-road prices and these are shown in the pricing tables within this price guide. The prices shown are manufacturer's recommended retail prices (RRP) unless otherwise stated, exclusive of VAT (currently at a rate of 20% which may be payable). These prices include the recommended cost of number plates, delivery to a Vauxhall Retailer of £995.00 (£1,194.00 including VAT), 12 months' Government Vehicle Excise Duty* and the DVLA new vehicle first registration fee of £55.00.*

Please note: The RRP does not include fuel supplied by the Retailer, motor insurance or any other goods or services supplied by agreement between the Retailer and customer.

*Correct at time of publication.

Price protection

Order a new Vauxhall for build in the current model year (as confirmed by your Retailer) for delivery no more than three months in advance and the price you are quoted is the price you pay. This is irrespective of any subsequent price rises between placing your order and delivery of your new car, but you must take delivery as soon as the car is available.

Please note: Vauxhall Motors Limited is not liable for price adjustments caused by Government changes in the rate of VAT (currently 20%), Vehicle Excise Duty, DVLA new vehicle first registration fee or by any other applicable legislation or regulations.

Vehicle Excise Duty

The amount of Vehicle Excise Duty (road fund licence) payable on new commercial vehicles varies depending on gross vehicle weight (GVW) and European standard emissions compliance.

Customer Care Commitment

For added peace of mind, Vauxhall has an innovative Customer Care Commitment** that offers the following:

- Three-year vehicle warranty consisting of a one-year/unlimited mileage manufacturer's warranty and a second and third year manufacturer's warranty with a 100,000 miles limitation
- Vauxhall Assistance for 12 months from first registration
- Five years' body panel anti-perforation warranty

**Warranty is only on vehicles sourced from Vauxhall Motors Limited. Terms and conditions apply – please see your Vauxhall Retailer for details.

Vauxhall Assistance

Vauxhall Assistance is provided automatically with every new Vauxhall Commercial Vehicle for 12 months from first registration and covers everything from accidents, mechanical breakdown to flat tyres. For even more peace of mind, for fully electric models the cover is extended[†] to 3 years. With Vauxhall Assistance help is literally just a free^{††} phone call away, 24 hours a day, 365 days a year!

[†]Terms and conditions apply. Please click [here](#) for full terms and conditions. ^{††}Mobile phone users will be charged at their standard tariff.

Vauxhall Extended Warranty

For complete peace of mind Vauxhall offers an extended warranty that can be purchased on an annual basis following the expiry of the original new vehicle warranty. It covers most mechanical and electrical components. Terms and conditions apply, for further details please contact your local Vauxhall Retailer.

Vauxhall Service Plan

Vauxhall Retailers offer a great service for owners of all Vauxhall vehicles. Value for money, regular offers and free check-ups, combined with the peace of mind that comes from using Vauxhall-trained technicians and genuine parts, help keep your vehicle in peak condition at all times. Every Vauxhall Retailer supports our customer promise, see vauxhall.co.uk/discover/here-for-you.html

Protecting the environment

Our products are increasingly winning environmental awards, both through the use of more recycled materials and by becoming cleaner and more efficient. For information on Vauxhall's efforts to achieve an environmentally sustainable future, including information on Design for Recycling, take-back of End-of-Life Vehicles (ELVs), and the recycling of ELVs, see vauxhall.co.uk/recycling

In the event of an accident...

Vauxhall Accident Management helps keep you mobile following an accident. Benefits include vehicle recovery, Vauxhall-approved repairs and contacting your insurer. For more details, visit vauxhall.co.uk/AccidentManagement

Van Business Centres

Keeping your van on the road. We know how important your van is to you, that's why we're geared up to minimise your downtime.

Our nationwide Van Business Centres provide fast, convenient value for money servicing, repairs and MOTs.

- All work is carried out by Vauxhall trained technicians using only genuine parts
- No appointments are required for diagnosis and we offer a 'while you wait' service

We have all the expertise required and will spare no effort to get you back in business as soon as possible.

LEASYS

Leasys UK

Leasys is the proud Business Contract Hire partner of Vauxhall and consequently, can provide quick vehicle delivery to keep your business mobile.

Specialised in Medium to Long-Term Leasing options and Fleet Management solutions for businesses of all sizes, [Leasys](#) lead mobility by offering sustainable and innovative solutions designed around customers, for a best-in-class experience. Their team of experts can personally support you and provide dedicated consultation.

[Leasys](#) is equally owned by Stellantis and Crédit Agricole Consumer Finance and is a member of the British Vehicle Rental and Leasing Association (BVRLA).

For further information, please contact your local Vauxhall Retailer or visit leasys.com/uk

For more product information

For further information on the Vauxhall range or location of your nearest Vauxhall Retailer please call **0800 026 0034**. Alternatively, details can be found on our website at vauxhall.co.uk

VAUXHALL

For more information call **0800 026 0034**

For Fleet enquiries call **0203 476 2268**

Discover the full Vauxhall range at **[vauxhall.co.uk](https://www.vauxhall.co.uk)**

Join us online

The invoice price, including delivery to Retailer, factory-fitted options, accessories fitted by the Retailer and number plates, is subject to VAT. Some feature descriptions in this guide may refer to, and some illustrations may show, optional equipment not included in the standard delivery. The information contained in this guide was accurate at the time of publication. We reserve the right to make changes in design and equipment. Please note that Vauxhall Retailers are not the agents of Vauxhall Motors Limited and are not authorised to bind Vauxhall Motors Limited by any specific or implied undertaking or representation. It is advisable to ensure that your motor insurance policy provides adequate cover for additional fitted options and accessories. The colours in this guide are only approximate actual colours. Illustrated optional equipment is available at extra charge. Availability, technical features and equipment provided on our vehicles can vary by model. For precise information on the equipment provided on our vehicles, please contact your local Vauxhall Retailer.