

## Trust Vauxhall

### Protecting the environment

Vauxhall's commitment to the environment is demonstrated by our products' many environmental awards, won both through the use of more recycled materials and by becoming cleaner and more efficient. For information on Vauxhall's efforts to achieve an environmentally sustainable future, see [www.vauxhall.co.uk/recycling](http://www.vauxhall.co.uk/recycling)

### Fleet Customer Services

Our dedicated support services for fleet managers includes factory demonstrators and information on whole life costs, company car and van taxation and finance. For further information please call **0870 010 0651**.

### Sureguard protection

Sureguard Assistance offers the benefits of Vauxhall Assistance for three years from first registration, while Sureguard Warranty also provides a parts and labour warranty for high-mileage or long-term owners. For details contact your local Vauxhall retailer or call **0870 752 7020**.

### Business Lease

Business Lease, from GMAC, offers the versatility of a purchase-based finance plan, while making the most efficient use of tax and cash-flow benefits for VAT-registered business users. It's available for all Vauxhall Commercial Vehicles up to 12 months old and offers highly flexible term lengths, variable deposits and a choice of payment profiles. Ask your retailer for full details.

### Business First

Available to business users only, Business First enables you to drive a new vehicle without a large, initial financial outlay. You pay to use the vehicle, not to own it. The vehicle is provided over a predetermined period, and when that period comes to an end the vehicle is returned. Ask your Retailer for full details.

### Servicing and maintenance

The best way to maximise the performance and reliability of your Vauxhall is to have all routine servicing and maintenance carried out at a Vauxhall Commercial Vehicle retailer. There are over 200 light commercial vehicle and 120 heavy commercial vehicle retailers nationwide.

### In the event of an accident...

Vauxhall Accident Support helps keep you mobile following an accident. Benefits include scene-of-accident advice, message service, assistance with claims and vehicle recovery. Call **0800 010 304** for a free driver's pack.

### Premier Service Centres

Our Premier Service Centres feature extended opening hours, a guaranteed same day repair service (provided the parts are in stock) and an appointment-free service for diagnosis and repairs taking less than 90 minutes. All repairs are carried out within 24 hours of diagnosis, while suitable alternative transport can be arranged to keep you mobile.\*

\*= Terms and conditions apply.

### For more information...

For a brochure on any Vauxhall model (up to a maximum of three per caller) or location of your nearest retailer, call **0845 600 1500**.

Alternatively, details can be found on our website at: [www.vauxhall.co.uk](http://www.vauxhall.co.uk)



- Save up to £1000\* on a new Vauxhall with The GM Card

- 100 Rebate Points worth £100 when you use The GM Card for the first time

- Rebate Point saving is on top of any discount or offer negotiated with the Retailer

- Earn 3 Rebate Points (£3) for every £100 you spend

**Typical 14.9% APR variable**

To apply call **0845 746 2777** or visit [www.gmcard.co.uk](http://www.gmcard.co.uk).

For a copy of this brochure in large print, Braille or on audio CD, please call 01908 553053 (Mon - Fri 09.00 - 17.00), or via our textphone service on 18001 08456 785 785.

The GM Platinum Card is issued by HFC Bank Limited and is available to persons aged 18 years or over and resident in the UK (or 21 and over in the Channel Islands) and is subject to status and conditions. Written quotations are available upon request from The GM Platinum Card, PO Box 3615, Birmingham B3 2RJ. The typical APR quoted is the rate for new customers. \*Rebate Points are earned on purchases using The GM Platinum Card. Rebate Points are not earned on Balance Transfers or Cash Advances. You earn money off a new Vauxhall/Saab by accumulating Rebate Points under the Rebate Points Programme. Vauxhall Motors Ltd is solely responsible for the operation of the Rebate Points Programme, which is subject to the Rebate Points Programme Rules. You can redeem up to 2500 Rebate Points subject to the Model Line Maximum which will vary in amount in relation to different Vauxhall/Saab vehicle model lines and unlimited Partner Points. Rebate Points and unlimited Partner Points are redeemable as discounts on a new Vauxhall/Saab vehicle and must be redeemed four years from the issue date. Rebate Points may not be redeemed by Motability Contract Hire customers. The GM Card is a trading name and style of both HFC Bank Limited and Vauxhall Motors Ltd. HFC Bank registered in England No. 1117305. Registered Office: North Street, Winkfield, Windsor, Berkshire SL4 4TD is authorised and regulated by the Financial Services Authority. Member HSBG Group. HFC Bank Limited is not a member of the same group of companies as Vauxhall Motors Ltd, Saab GB Limited or GMAC (UK) plc. Vauxhall Motors Ltd, Registered Office: Griffin House, Osborne Road, Luton, Bedfordshire LU1 3YT. Registered in England number 135767. - CN6/0987.

Every effort has been made to ensure that the contents of this publication were accurate and up-to-date at the time of going to press (August 2007). Vauxhall vehicles are equipped with components manufactured by various General Motors operating units and outside suppliers. The Company reserves the right to alter specifications and withdraw products from sale without notice. Any such alterations will be notified to Vauxhall retailers at the earliest opportunity, please consult your local retailer for the latest information. The specifications detailed within this brochure are not necessarily applicable to alternative models such as Special Editions. Details of any such models will be contained in specific literature or found on the Vauxhall website. Please note that Vauxhall retailers are not the agents of Vauxhall Motors Limited and are not authorised to bind the Company by any specific or implied undertaking or representation. It is advisable to ensure that your motor insurance policy provides adequate cover for additional fitted options and accessories. As part of Vauxhall's policy of environmental care, this brochure is printed on paper manufactured using Elemental Chlorine Free pulps from specially farmed, sustainable timber resources. All rights reserved. No part of this publication may be reproduced in any form or by any means, without the prior written permission of Vauxhall Motors Limited.

VM0707358 Published August 2007 (BMB/Graymatter) Vauxhall Motors Limited, Luton LU1 3YT



**The Wheels of Business**

# New Vivaro

2008 Edition 1

## Spends more time on the road





Vauxhall Commercial Vehicles are the official sponsor of talkSPORT's coverage of the Barclays Premier League. Tune in all season, at home or on the road.

# THE WHEELS OF BUSINESS

However large your load, Vauxhall Commercial Vehicles are designed to help you deliver a top quality job.

For smaller loads, our light commercial vehicle range – New Corsavan, New Astravan and Combo – offers gross vehicle weights from 1615kg to 1995kg, superb reliability and the lowest possible running costs.

Moving up a division, our medium and heavy vans, New Vivaro and Movano, have gross vehicle weights ranging from 2770kg to 3500kg. A wide range of payload, wheelbase, roof height, door and engine configurations allow you to tailor your panel van to meet your specific operating needs.

In addition, there are a variety of specialist conversions available, providing real solutions for a host of transportation requirements (you can find out more about our Vivaro conversions on page 30). Both Vivaro and Movano offer high driver comfort, outstanding load-carrying capacity and a three-year/100,000 mile warranty.

To help keep your vehicles on the road, there's the nationwide network of Vauxhall retailers, which can meet all your servicing and maintenance needs. Also, recognising your need to minimise downtime, there is a growing network of Commercial Vehicle Premier Service Centres providing a fast, efficient repair service at times to suit you.

New Vivaro looks set to follow in the footsteps of its multi award-winning predecessor, having recently been named 'Best Medium Van' in the 2007 *Van FleetWorld* awards.



Access 8

Loadspace 10

Payload 12

Efficiency 16

Engines and transmissions 20

Interior, safety and security 22

Sportive 26

Doublecab 28

Conversions 30

Options and accessories 32

Colours and trims 34

Equipment and technical data 36

# VIVARO SPENDS MORE TIME ON THE ROAD



*Short wheelbase Sportive model illustrated features optional front fog lights as part of the Vision pack.*

**COMMERCIAL  
FLEETWORLD SAID...**

**'New technology,  
a fresh look and an  
innovative range of  
Euro 4 compliant diesel  
engines are set to give  
Vivaro a further boost.'**

JUNE 2006



With its stylish design, proven technology and innovative line-up of Euro 4 compliant diesel engines, the Luton-built contender continues to set the standard by which all medium vans are judged.

Visually, Vivaro makes a big impression, with instantly recognisable front and rear styling that incorporates bold, teardrop-style headlights, prominent Vauxhall 'V' grille and smart clear lens tail lights. These features and more also figure on our distinctive Sportive models.

Vivaro is equally attractive inside, with stylish yet durable upholstery and fabrics complemented by alloy-effect detailing and chrome-effect instrument edging on Sportive versions. The comprehensive audio and communications package includes the welcome option of satellite navigation with LCD colour monitor.

While under the bonnet, the advanced, Euro 4 compliant common rail turbo diesel engine line-up comprises cost-efficient 90PS and 115PS 2.0CDTI 16v units and a powerful 146PS 2.5 litre CDTI 16v engine.

Add 18,000 mile/one-year service intervals, superb cab ergonomics and a choice of standard or high roof models in both short and long wheelbase versions – plus a versatile long wheelbase nine-seat Combi derivative – and you have a range that's set to continue winning awards for many years to come.



**Payload**  
1043-1271kg



**18,000 mile/1-year**  
service intervals



**3-year/100,000 mile**  
warranty



**Loadspace volume**  
5.0-8.4m<sup>3</sup>  
(VDA method)



**Max. load**  
floor length



**Max. load**  
floor length



*Long wheelbase standard roof model illustrated features optional offside sliding side-access door and glazed rear doors with heated rear windows and wash/wipe facility.*

## ACCESS

- | One-metre wide nearside sliding side-access door
- | Offside sliding side-access door (optional)
- | Unglazed rear doors
- | Glazed rear doors (no-cost option)
- | Rear doors open to 165° and lock in place at 90°
- | 250° opening glazed or unglazed rear doors (optional on LWB standard roof models only)
- | Low loading height
- | Tailgate with heated window and wash/wipe facility (optional on standard roof models only)
- | Illuminated load area
- | Rear parking distance sensors (optional)

Vivaro looks terrific. But looks are only half the story. Making multiple drops and deliveries in tight spaces can make access a problem and this is where Vivaro excels.

Vivaro's twin rear doors can be swung clear to 165° and locked in place at 90° to provide safe and convenient loading, even where space is restricted. And for unhindered access when reversing back to a doorway, long wheelbase standard roof models can also be specified with optional 250° opening rear doors – available with or without rear windows.

Optional rear parking distance sensors are now available on all models. Standard roof models can also be specified with an optional high-lift tailgate featuring a heated rear window and a convenient wash/wipe facility.

Easy to load from the side, Vivaro comes with a one-metre wide nearside sliding side-access door as standard, with an additional offside sliding side-access door available as an extra-cost option. Both side doors can easily accommodate a standard Euro pallet and a flat load floor ensures easy forklift access.



▲ Side access is easy through the nearside one-metre wide sliding side-access door. Vehicle illustrated features optional offside sliding side-access door.



▶ Tailgate with heated window and wash/wipe facility is optional on standard roof models only.





Long wheelbase high roof model illustrated features optional full-height steel bulkhead. A resin-coated wooden load floor covering can also be specified at extra cost if required.

**WHAT VAN? SAID...**

**‘Two wheelbases and roof heights mean there’s a good choice of load capacities.’**

DECEMBER 2006

LOADSPACE DIMENSIONS*	mm	inches
Max. rear door aperture heights	1320-1818	52.0-71.6
Rear door aperture width (at floor)	1390	54.7
Maximum load area heights	1387-1913	54.6-75.3
Maximum load area width	1663	65.5
Width between wheel arches	1268	49.9
Maximum load floor lengths	2415-2815	95.1-110.8
Loading heights (unladen)	542-549	21.3-21.6
Sliding side-access door aperture height	1285	50.6
Sliding side-access door aperture width	1000	39.4

LOADSPACE VOLUME	cu.m	cu.ft
Maximum loadspace volumes (VDA method)	5.0-8.4	177-297

\*Please refer to pages 36-48 of the Specification section for more detailed loadspace, weight and towing data.



Short wheelbase standard roof model illustrated features optional offside sliding side-access door and full-height bulkhead.

# LOADSPACE

Having a commercial vehicle with the right space and proportions for the loads you carry is essential. Loading and unloading becomes quicker and easier, so your time is used more productively. With its two wheelbase and two roof height permutations, Vivaro makes it easy for you to get the right van for the job. With a maximum load floor length of 2815mm, the Vivaro long wheelbase high roof model offers a substantial 8.4 cubic metres of loadspace volume and 526mm of extra height compared to the standard roof model. All models feature full-height unglazed rear doors, plus a full-height steel load restraint guard behind the driver’s seat. Glazed rear doors can be specified at no extra cost.



Loadspace volume  
5.0-8.4m<sup>3</sup>  
(VDA method)

**PAYLOADS**  
**1043-1271kg**



*Short wheelbase standard roof model illustrated  
features optional two-coat metallic paint.*



Short wheelbase standard roof model illustrated features optional two-coat metallic paint.

# PAYLOADS

Vivaro offers a choice of loadspace volumes. But sometimes, it's kilograms, not cubic metres that count, so you'll be pleased to know that Vivaro boasts a range of payloads from 1043kg to 1271kg. The rear suspension set-up uses progressive-rate springs and gas-pressure dampers, which adapt to the vehicle load, resulting in superb roadholding and a smooth, reassuring ride. All of Vivaro's engines and transmissions are up to the task of shifting even the heaviest of loads. And if you're regularly carrying a full cargo or towing, Vivaro can be specified with a more powerful, 146PS 2.5CDTI 16v Euro 4 common rail turbo diesel – guaranteed to make light work of long distance haulage.



**Payload**  
1043-1271kg

▶ The optional FlexxCargo anchorage system makes light work of securing loads.

◀ The standard nearside sliding side-access door gives easy access for heavy loads.

When on the move, keeping your load in place is easy, with well-sited load restraint lashing eyes. And the optional FlexxCargo anchorage system (illustrated above right) features six sliding sidewall lashing points which, when used along with the adjustable straps (available as a Vauxhall accessory), makes it even simpler to secure your loads.



## PAYLOADS\*

Model	kg
2700 SWB standard roof	1043-1100
2900 SWB standard roof	1253-1256
2900 LWB standard roof	1192-1271
2900 SWB high roof	1168-1173
2900 LWB high roof	1206-1213

\*Please refer to pages 36-48 of the Specification section for more detailed payload information..





**EFFICIENCY**  
**3-YEAR / 100,000**  
**MILE WARRANTY**



**WHAT VAN? SAID...**

**'As far as fuel economy was concerned we averaged 39.0mpg.'**

DECEMBER 2006



With a choice of highly efficient, common rail diesel engines and a high-capacity fuel tank, Vivaro is designed to spend more time on the road.

All three engines combine strong power output with high flexibility and impressive fuel economy. So it's no surprise that Vivaro emerged outright winner in the 2006 commercial vehicle category of the AA/ALD *Commercial FleetWorld* MPG Marathon. Coupled with a 90-litre tank, it means plenty of miles between fuel stops.

Vivaro can also operate for up to 18,000 miles/one year between services. It comes with a 'long-lasting' stainless steel exhaust system. Vauxhall Assistance is free for the first 12 months from registration, and the three-year manufacturer's warranty provides protection for up to 100,000 miles.

All this adds up to increased business efficiency – more 'earning time' while your Vivaro is on the road, and less 'downtime' when it's not.

▶ Exceptional fuel economy and a 90-litre fuel tank helps keep Vivaro on the road longer.



**EFFICIENCY**

- | Stainless steel exhaust system | 90-litre fuel tank | 18,000 miles/one-year service intervals | Service-due indicator
- | One-year unlimited mileage manufacturer's warranty | Second and third year no-fee customer option warranty up to 100,000 miles
- | Six-year body panel anti-perforation warranty | Group 4E/5E insurance rating



3-year/100,000 mile warranty



Long wheelbase high roof model illustrated features optional offside sliding side-access door.

## POWER

- | Choice of three Euro 4 common rail turbo diesel engines: 2.0CDTI 16v (90PS/240Nm), 2.0CDTI 16v (115PS/290Nm), 2.5CDTI 16v (146PS/320Nm)
- | Front-wheel drive | Six-speed manual gearbox | Six-speed Tecshift transmission (available on 2.5CDTI and 2.0 CDTI (115PS))
- | Engine-driven power take-off provision (optional)



To suit a wide range of operating needs, Vivaro comes with a choice of three advanced, highly efficient, Euro 4 compliant common rail turbo diesel engines – the dependable 2.0CDTI 16v 90PS, a 2.0CDTI 16v 115PS and the range-topping 2.5CDTI 16v developing 146PS of power and 320Nm of torque . With a smooth-shifting six-speed manual gearbox, plus our revolutionary six-speed Tecshift transmission (available on 2.0CDTI 115PS and 2.5CDTI engines), Vivaro is well up to the tasks faced by a modern commercial vehicle, through city streets or out on the open road.

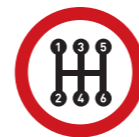
▶ Tecshift combines all the main features and flexibility of a regular automatic gearbox, with the performance and control of manual gear selection. It also offers variable settings to adjust for vehicle loading. The driver can switch between auto and 'clutchless' manual modes on the move. Manual shifts are made sequentially by simply pushing the gear lever forwards or backwards to change up or down, with automatic-style 'kickdown' also possible through two or more gears.



### COMMERCIAL MOTOR SAID...

**'The extra grunt and improved torque characteristics are noticeable once you hit the mid range...'**

AUGUST 2006 2.0CDTI 16v 115PS



6-speed manual gearbox



6-speed Tecshift transmission (optional on 2.5CDTI and 2.0CDTI (115PS))



**RELAXED  
AND SECURE**

*Model illustrated features optional front passengers' twin airbag.*

**INTERIOR**

Vivaro's dynamic exterior is complemented by a practical, comfortable interior. With its light steering, gear change and clutch, you could forget you're driving a van at all. The reach-adjustable steering column and six-way adjustable driver's seat help to ensure the ideal driving position. A Dark Grey Lines cloth – plus a hard-wearing vinyl option – add to the effect.

A high quality stereo radio/CD with MP3 format is included as standard, along with ample storage facilities for drinks, bags, CDs and paperwork. For enhanced levels of car-like driver relaxation, air conditioning, electrically operated windows and electrically adjustable/heated door mirrors are standard on Sportive and optional on other models.

**SAFETY**

This is a van packed with wide-ranging driver, passenger and load safety features as standard, including a driver's airbag and an Anti-lock Braking System (ABS) with Emergency Brake Assist (EBA). The driver is also protected by a full-height steel load restraint guard, with other bulkheads also available.

It's no surprise then that Vivaro has a low 4E/5E insurance rating. Whichever model you choose, you can be assured that whatever's in the back – and whoever's in the front – is in safe, secure hands.

**SECURITY**

Vivaro is far more than just a comfortable, spacious and practical working environment. It's also a safe place to work, with high levels of security for both the van and its contents, especially with the optional selective door locking which enables the user to lock/unlock the cab doors and load area doors independently.



Driver's airbag



Power-assisted steering



Anti-lock braking system

**COMMERCIAL FLEETWORLD SAID...**

**'Fresh upholstery and fabrics give the interior a smart clean appearance.'**

**JUNE 2006**



▶ Vivaro can be specified with optional CD 70 stereo radio/CD with MP3 format, satellite navigation and colour monitor. The unit also comes in conjunction with steering wheel mounted audio controls.

▶ Opposite, left: Driver's seat with lumbar adjustment and armrest (optional). Opposite, right: Driver's seat and single front passenger's seat with lumbar adjustment and armrest (optional).

▶ Twin-lens foldable door mirrors with wide-angle section and facia-mounted drinks holders.

**INTERIOR**

- | Six-way adjustable driver's seat | Dual passenger bench seat | Driver's seat with lumbar adjustment and armrest (optional)
- | Driver's seat and single front passenger's seat with lumbar adjustment and armrest (optional) | Facia-mounted drinks holders | Air conditioning (optional)
- | CD 30 MP3 stereo radio/CD with MP3 format | CD 70 stereo radio/CD with MP3 format, satellite navigation and colour monitor (optional)

**SAFETY AND SECURITY**


- | Driver's airbag | Passengers' twin airbag (optional) | ABS with Emergency Brake Assist (EBA)
- | Electronic Stability Programme-plus (ESP-plus) with traction control (optional) | Pyrotechnic body-lock seatbelt pretensioner system
- | Twin-lens foldable door mirrors with wide-angle section on driver's side | Electronic engine deadlock immobiliser
- | Remote control central deadlocking | Remote control ultrasonic security alarm system (optional)



Short wheelbase standard roof model illustrated features front fog lights optional at extra cost as part of the Vision pack.

## SPORTIVE

- | Choice of two Euro 4 common rail turbo diesel engines: 2.0CDTI 16v (115PS/290Nm) and 2.5CDTI 16v (146PS/320Nm) | Six-speed manual gearbox
- | Six-speed Tecshift transmission (optional) | Body-colour lower front, rear and rear quarter bumpers | Body-colour side-protection mouldings
- | Full-diameter wheel trims | Leather-covered steering wheel | Alloy-effect gear lever insert and door release | Instruments with chrome edging
- | Air conditioning | Electrically operated windows | Electrically adjustable/heated door mirrors | Remote control ultrasonic security alarm system



6-speed gearbox

The Vivaro Sportive has always combined added driver comfort with sporty exterior style. Its unique specification includes a security alarm and silver metallic paint. The latest models are no exception, with the lower front bumper, rear bumpers and side-protection mouldings all picked out in the body colour – and new-style wheel trims (or optional alloys) adding to the effect.

But today's Sportive is not just about good looks. This stylish model is equally impressive inside, with air conditioning, a leather-covered steering wheel, alloy-effect trim and chrome-effect instrument edging plus a stereo radio/CD player with MP3 format. The windows are electrically operated and the door mirrors are electrically adjustable and heated.

On the move, Sportive gives you a choice of two highly efficient common rail turbo diesel engines – the highly capable 115PS 2.0CDTI 16v and the more powerful 146PS 2.5CDTI 16v, both notable for their about-town flexibility and effortless motorway performance.

▶ Instruments with chrome-effect edging.



▶ Alloy-effect detailing for gear lever.



▶ 16-inch, five-spoke alloy wheels are optional at extra cost.




▶ Sportive Doublecab offers practical and comfortable transport for five crew, plus driver, whilst retaining considerable loadspace.





Providing practical and comfortable crew transport, the Vivaro Doublecabs match six-seat capacity with great loadspace (up to 4.2 cubic metres) and high payloads (up to 1148kg). Vivaro Doublecab is available with a standard roof in short and long wheelbase versions.

Both Doublecab models feature a contoured rear bench seat for three passengers – all with height-adjustable head restraints and lap and diagonal seatbelts. Two sliding side-access doors ensure easy passenger access, while the high-strength ABS plastic bulkhead on all versions has an integral window for increased visibility. A pronounced rake on the seat backs means increased passenger comfort and leg-room for the three rear seat passengers.

 Additional loadspace under the rear bulkhead extends the load area length allowing practical storage for longer items like ladders.



6 seats



Loadspace volume  
3.3-4.2m<sup>3</sup>



*Vivaro long wheelbase model illustrated features glazed rear doors, plus an accessory loading ladder and a full length roof rack with integral loading roller.*

## DOUBLECAB

- | Choice of three Euro 4 common rail turbo diesel engines: 2.0CDTI 16v (90PS/240Nm), 2.0CDTI 16v (115PS/290Nm) and 2.5CDTI 16v (146PS/320Nm)
- | Six inertia-reel lap and diagonal seatbelts | Full-height integral ABS plastic bulkhead with window | Nearside and offside sliding side-access doors
- | Unglazed rear doors (90°/165° opening) | Glazed rear doors (90°/165° opening) (optional) | Dual passengers' front bench seat
- | Three-passenger rear bench seat | Sportive variants available



## TYPICAL CONVERSIONS

| Drop sides | Minibuses | Wheelchair-accessible minibus | Temperature controlled vehicles | Vehicle-mounted access platforms

◀ Vivaro dropside features a totally flat load platform with lockable under floor storage compartments.

While the Vauxhall panel van range covers a wide spectrum of operator needs, some operators demand individual solutions. So Vauxhall Commercial Vehicles offer a variety of conversions for Vivaro models.

The Vivaro dropside, with its uninterrupted 5.6 sq.m of load area and lightweight, anodised aluminium drop sides and tailboard, also features several under floor storage compartments providing 920 litres of easily accessible, and secure, additional loadspace.

Then there's the stylish and versatile Vivaro Combi. Perfectly equipped for upmarket courtesy and business transport, Combi is available in SWB and LWB versions and features a fold and stow facility on the third-row of seats to easily and quickly transform the vehicle from a nine seater to a six seater with added luggage space.



For larger numbers, the Vivaro LWB 12-seat minibus is ideal, providing a practical and cost-effective means of transporting passengers safely and securely. Offering optimum peace of mind, the model features lap and diagonal inertia-reel seatbelts for all passengers and height-adjustable 'A' frame rear seat head restraints.

In addition to those highlighted above, other Vivaro conversions available include SWB and LWB wheelchair-accessible models, temperature controlled vehicles and a line-up of vehicle-mounted access platform models.

▲ The stylish and versatile LWB 9-seat Combi provides massive luggage space.

Separate leaflets are available for Vauxhall-approved and recognised conversions. Please ask your Vauxhall Commercial Vehicle retailer for a full list and further details.



▶ Vivaro access platform vans are designed for use without stabilisers.



▲ Vivaro wheelchair-accessible vehicles feature two sliding side-access doors and a manually folding rear-access ramp. Short wheelbase model illustrated.





# OPTIONS AND ACCESSORIES

Vauxhall options and accessories are all about choice – selecting your new Vivaro then personalising it to suit the way you work. There's a choice of factory-fitted options and a huge range of retailer-fit accessories. You can also choose styling products from the auto design specialist Irmischer International. For further information please ask your Vauxhall Commercial Vehicle retailer for more details.



Long wheelbase standard roof 2900 model illustrated includes optional offside sliding side-access door and glazed rear doors. Model also features accessory roof rack (including loading roller), loading ladder, walkway and tow bar.

## OPTION PACKS

### Vision Pack

- > Fog lights
- > Rain sensitive windscreen wipers
- > Selective door locking
- > Electric pack\* (see below)

### Electric Pack\*

- > Electrically operated front windows
- > Electrically adjustable/heated door mirrors

▼ Rear parking distance sensors are available on all Vivaro panel vans.



▼ Digital tachograph.



## INDIVIDUAL OPTIONS

- > Remote control security alarm\*
- > Electric Pack\*
- > Single passenger seat
- > Passenger airbag
- > FlexxCargo anchorage
- > Full steel bulkhead with/without window
- > Digital tachograph
- > Air conditioning\*
- > Offside sliding door
- > Rear parking distance sensors

\*Standard on Sportive.

## ACCESSORIES

Vauxhall accessories are the right choice for your Vivaro, allowing you to tailor your van to your individual needs; all fitted by trained Vauxhall professionals. The list below is just a small sample of the range available. For a full list, please refer to the Vauxhall Commercial Vehicle Accessories brochure, Commercial Vehicle and Accessory Price Guide or visit our website [www.vauxhall-accessories.com](http://www.vauxhall-accessories.com)

### Load Carriers

- > Base carrier
- > Steel roof rack
- > Steel loading ladder
- > Steel walkway
- > Adjustable load stop kit (four-piece)
- > Ladder clamp kit (pair)

### Towing

- > Detachable tow bar with 12N electrics
- > Flange tow bar with 12N electrics
- > Jaw and pin coupling – for use with flange tow bar

### Interior – Load Area

- > Anti-slip mat (915mm x 915mm)
- > Load-restraining floor net
- > Rear door window grilles\*\*

### Interior – Cabin Area

- > Carpet tailored front floor area mat
- > Rubber tailored front floor area mat
- > Seat covers
- > Underseat storage tray†

### Exterior

- > Protective rear door mouldings
- > Protective wheel arch mouldings
- > Mudflaps
- > Door wind deflectors

### Safety

- > First aid kit
- > Fire extinguishers – 1kg or 2kg
- > Warning triangle
- > Temporary tyre repair kit

### Security

- > MetaSystem alarm
- > Steering wheel security bar

### Practical

- > Spare bulb kit
- > Fuel cans
- > Stretch tow rope
- > Jump leads

### Audio and Communications

- > Stereo radio/cassette players
- > Stereo radio/CD players
- > Stereo radio/CD/MP3 players
- > CD storage
- > Speakers
- > Satellite navigation systems

*Irmischer*

- > Alloy wheels
- > Wheel accessories

\*\*Twin rear door models only.  
†Single passenger seat options only.



◀ Steering wheel security bar.

▶ Detachable tow bar with 12N electrics.



◀ Carpet and rubber tailored front floor area mats.

▶ Rear door window grilles.



SOLID



Corn Yellow



Flame Red



Glacier White



Ink Blue

TWO-COAT METALLIC



Ocean Green



Sage



Star Silver

TWO-COAT PEARLESCENT



Adria



Cerise Red



Midnight Black




Panorama Blue



Winterwind

# COLOURS AND TRIMS

Top: Dark Grey Lines cloth  
Bottom: Vinyl



*Due to the limitations of the printing process the colours reproduced may vary from the actual colour. As a result they should be used as a guide only.*

*All Vauxhall Commercial Vehicle retailers have a comprehensive showroom colour display, with actual exterior paint samples available for inspection.*

*Please note: Certain alternative colours are available for special order on Vivaro. Restrictions apply so please consult your Commercial Vehicle retailer for more details.*

	Vivaro	Vivaro Sportive
Exterior colours	Dark Grey Lines Cloth Trim*	Dark Grey Lines Cloth Trim
<b>Solid</b>		
Corn Yellow	●	-
Flame Red	●	-
Glacier White	●	-
Ink Blue	●	-
<b>Two-coat metallic</b>		
Ocean Green	○	●
Sage	○	-
Star Silver	○	●
<b>Two-coat pearlescent</b>		
Adria	○	●
Cerise Red	○	●
Midnight Black	○	●
Panorama Blue	○	-
Winterwind	○	●

● = Available at no cost

○ = Available at extra cost

- = This colour is not available.

\* = Vinyl seat trim is optional at no extra cost on base Vivaro models.

*Model illustrated features optional driver's seat and single passenger's seat with lumbar adjustment and armrest.*



## Contents

<b>Equipment</b>	
Safety	36
Facia, instruments and controls	
Seating	
Interior features	37
Mechanical	
Security	
Load area	38
Wheels and tyres	
Exterior features	39
Option packs	
<b>Technical data</b>	
Power and torque curves	40
Engines	
Transmission ratios	
Vauxhall Assistance and warranties, transmissions, steering, suspension, brakes, and fuel tank capacity	41
Audio, communication and navigation	42
Glossary of terms	43
<b>Dimension and weights</b>	
Panel van: Exterior/interior dimensions, loadspace volumes and ground clearance	44
Panel van: Weights and towing data	45
Doublecab: Exterior/interior dimensions, loadspace volumes and ground clearance	46
Doublecab: Weights and towing data	47

## Safety

**Standard features** • Driver's airbag • Anti-lock Braking System (ABS) with Electronic Brakeforce Distribution (EBD) • Emergency Brake Assist (EBA) - Increases applied brake force in emergency braking situations • Height-adjustable padded head restraints • Three inertia-reel lap and diagonal seatbelts (doublecab – six) • Height-adjustable outer front seatbelts • Pyrotechnic body-lock front seatbelt pretensioner system - Tightens the seatbelt during the early stages of a frontal impact • Front seatbelt force limiters - Reduces potential upper body injuries during a frontal impact • Anti-submarining ramps in front seats - Help prevent occupants sliding underneath the lap belt during a collision • Side-impact protection beams • Laminated windscreen

<b>Additional features</b>	Panel van	Sportive	Doublecab	Sportive Doublecab
Front passengers' twin airbag	○ <sup>1</sup>	○	○ <sup>1</sup>	○
Electronic Stability Programme-plus (ESP-plus) with traction control <sup>2</sup>	○ <sup>1</sup>	○	○ <sup>1</sup>	○

## Facia, instruments and controls

**Standard features** • Facia-mounted gear lever • Steering column adjustable for reach • Trip odometer • Rev counter • Coolant temperature gauge • Fuel gauge with low fuel level warning light • Engine oil level indicator • Service-due indicator • Cigar lighter/accessory socket • Digital clock with automatic RDS time adjustment • Outside air temperature display with ice warning function • Illuminated glovebox • Facia-mounted drinks holders • Facia-mounted bag-carrying hook

<b>Additional features</b>	Panel van	Sportive	Doublecab	Sportive Doublecab
Matt chrome-effect instrument rings		●		●
Leather-covered steering wheel		●		●
Digital tachograph <sup>3</sup>	○ <sup>1</sup>		○ <sup>1</sup>	

## Seating

**Standard features** • Lines cloth seat trim • Driver's seat height adjuster • Driver's seat adjustable for reach and rake • Dual front passengers' bench seat

<b>Additional features</b>	Panel van	Sportive	Doublecab	Sportive Doublecab
Vinyl seat trim <sup>4</sup>	N/C		N/C	
Single front passenger's seat	N/C		N/C	
Driver's seat with lumbar adjustment and armrest <sup>4</sup>	○	○	○	○
Driver's seat and single front passenger's seat with lumbar adjustment and armrest <sup>4</sup>	○	○	○	○
Three-passenger rear bench seat			●	●

## Interior features

**Standard features** • Vinyl floor covering in cabin area • Twin sunvisors • Air blend heater with four-speed fan • Four adjustable face-level heating and ventilation outlets • Windscreen and front side-window demist vents • Air recirculation system • Overhead storage shelf (high roof only) • Fade down cabin area courtesy light • Door armrests • Front door pockets with bottle holder • Front ashtray • Dipping rear-view mirror<sup>5</sup>

<b>Additional features</b>	Panel van	Sportive	Doublecab	Sportive Doublecab
Air conditioning <sup>6</sup>	○	●	○	●
Alloy-effect gear lever insert and interior release for front doors		●		●

## Mechanical

**Standard features** • Six-speed manual gearbox • Power-assisted steering

<b>Additional features</b>	Panel van	Sportive	Doublecab	Sportive Doublecab
Tecshift six-speed transmission with sequential manual gearshift and automatic mode (2.0CDTI 16v (115PS) and 2.5CDTI 16v only) <sup>2,6</sup>	○	○	○	○
Engine-driven power take-off provision (2.0CDTI 16v (115PS)/2.5CDTI 16v only)	○ <sup>6</sup>		○ <sup>6</sup>	
Speed limiter – choice of three: 56mph (90km/h), 62mph (100km/h) or 68mph (110km/h)	○	○	○	○

## Security

**Standard features** • Remote control central deadlocking (doors, tailgate – when specified, and fuel flap) with internal switch • Electronic theft protection for audio equipment • Electronic engine deadlock immobiliser • 'Key left in ignition' audible warning • Visible Vehicle Identification Number (VIN) • Steering column lock • Freewheeling door and steering lock cylinders

<b>Additional features</b>	Panel van	Sportive	Doublecab	Sportive Doublecab
Remote control ultrasonic security alarm system	○	●	○	●
Selective door locking key	□	□	□	□



Driver's airbag.

● = Standard equipment.  
○ = Optional at extra cost.  
N/C = No-cost option.  
□ = Only available as part of an extra cost option pack – see page 39 for more details.

1 = Only available in conjunction with Electric pack.  
2 = ESP-plus not available with Tecshift models.  
3 = CD 413 RDS EON stereo radio/CD player fitted as standard when the tachograph option is specified. Digital tachograph option requires calibration at an approved tachograph centre within 14 days of the vehicle's registration. **Please note:** The legislation regarding the use of tachographs is complex and operators should seek independent advice or speak to the CV specialist within a Vauxhall Commercial Vehicle retailer to ensure compliance. Alternatively your local DVLA office will also be able to provide clarification of the relevant legislation.  
4 = Vinyl seat trim is not available when either the driver's seat with lumbar adjustment and armrest or driver's and single front passenger's seat with lumbar adjustment and armrest options are specified.  
5 = Dipping rear-view mirror standard when glazed rear doors/tailgate options are specified.  
6 = Engine-driven power take-off option not available in conjunction with air conditioning or Tecshift.



Full-height steel bulkhead (optional).



Tailgate with heated window and wash/wipe facility (optional).



16-inch alloy wheels (optional).

## Load area

**Standard features** • Nearside sliding side-access door • Illuminated load area • Load restraint lashing eyes • Unglazed rear doors

<b>Additional features</b>	Panel van	Sportive	Doublecab	Sportive Doublecab
Full-height steel load restraint guard behind driver	●	●		
Full-height ABS plastic bulkhead with window			●	●
Full-height steel bulkhead without window <sup>7</sup>	○	○		
Full-height steel bulkhead with window <sup>8</sup>	○	○		
Resin-coated wooden load floor covering	○	○		
FlexxCargo anchorage	○	○	○	○
Delete standard nearside sliding side-access door <sup>8</sup>	N/C			
Offside sliding side-access door	○	○		
Fixed window on nearside sliding side-access door <sup>9</sup>	○	○		
Sliding window on nearside sliding side-access door <sup>9</sup>	○	○		
Offside sliding side-access door with fixed windows to both nearside and offside doors <sup>9</sup>	○	○		
Offside sliding side-access door with sliding windows to both nearside and offside doors <sup>9</sup>	○	○	●	●
Glazed rear doors (90°/165° opening) <sup>5</sup>	N/C			
Glazed rear doors with heated windows and wash/wipe facility (not with 250° opening glazed rear door option) <sup>5</sup>	○	○	○	○
250° opening unglazed rear doors (LWB standard roof only)	○	○	○	○
250° opening glazed rear doors (LWB standard roof only) <sup>5</sup>	○	○	○	○
Tailgate with heated window and wash/wipe facility (standard roof only) <sup>5,7</sup>	○	○		

## Wheels and tyres

**Standard features** • 16-inch steel wheels • 195/65 R 16 – 2700 2.0CDTI 16v (SWB standard roof models) • 205/65 R 16 – 2900 2.0CDTI 16v (SWB standard/high roof and LWB standard/high roof models) / 2900 2.5CDTI 16v (all high roof models) • 215/65 R 16 – 2700 2.5CDTI 16v (all standard roof models)

<b>Additional features</b>	Panel van	Sportive	Doublecab	Sportive Doublecab
Wheel centre covers	●		●	
Full-diameter flush wheel covers		●		●
16-inch alloy wheels (steel spare) with 215/65 R 16 tyres	○	○	○	○

## Exterior features

**Standard features** • Tinted glass • Two-speed windscreen wipers with variable intermittent wipe and electric screenwash • Lights-on audible warning • Electric headlight beam levelling • Twin adjustable and foldable door mirrors (wide-angle on driver's side) • High-level tail lights • High-level brake light • Twin reversing lights • Rear fog light • Body side-protection mouldings • Side repeat indicators

<b>Additional features</b>	Panel van	Sportive	Doublecab	Sportive Doublecab
Rear parking distance sensors	○	○	○	○
Solar Reflect® windscreen	○	○	○	○
Front fog lights	□	□	□	□
Rain-sensitive windscreen wipers	□	□	□	□
Electrically operated front windows	□	●	□	●
Electrically adjustable/heated door mirrors	□	●	□	●
Body-colour side-protection mouldings		●		●
Part body-colour front bumper		●		●
Body-colour rear bumper and rear quarter bumpers		●		●
Two-coat metallic or pearlescent paint	○	● <sup>10</sup>	○	● <sup>10</sup>
Special paint (restrictions apply – please consult your retailer for availability)	○		○	

## Option packs

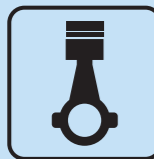
<b>Features</b>	Panel van	Sportive	Doublecab	Sportive Doublecab
<b>Electric pack</b> • Electrically operated front windows • Electrically adjustable/heated door mirrors	○	●	○	●
<b>Vision pack</b> • Rain-sensitive windscreen wipers • Front fog lights • Selective door locking key • Electric pack	○		○	
<b>Vision pack</b> • Rain-sensitive windscreen wipers • Front fog lights • Selective door locking key		○		○



Rear parking sensors (optional).

● = Standard equipment.  
○ = Optional at extra cost.  
N/C = No-cost option.  
□ = Only available as part of an extra cost option pack.


5 = Dipping rear-view mirror standard when glazed rear doors/tailgate options are specified.  
7 = Full-height steel bulkhead without window not available when the tailgate option is specified.  
8 = Full-height steel bulkhead with window not available when the delete standard nearside sliding side-access door option is specified.  
9 = Fixed or sliding window options for sliding side-access door(s) also include glazed rear doors.  
10 = Star Silver two-coat metallic paint is standard. Midnight Black, Cerise Red, Ocean Green, Winterwind and Adria are available as no-cost options.



**90PS/  
115PS**  
2.0CDTI 16v  
common rail  
diesel engine

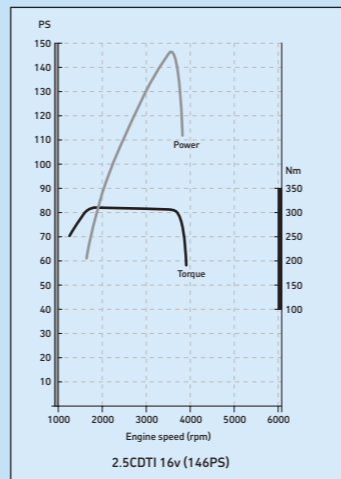
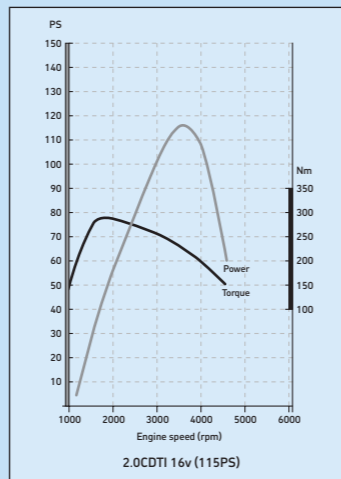
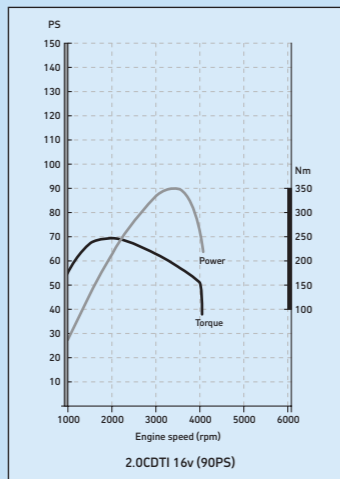


**146PS**  
2.5CDTI 16v  
common rail  
diesel engine



**Tecshift**  
Six-speed  
transmission  
optional on the  
2.0CDTI 16v (115PS)  
and 2.5CDTI 16v  
engines

**Power and torque curves**



**Engines**

	2.0CDTI 16v (90PS)	2.0CDTI 16v (115PS)	2.5CDTI 16v (146PS)
Fuel type	Diesel		
Capacity	1995cc	1995cc	2464cc
Maximum power	90PS (66kW) @ 3500rpm	115PS (84kW) @ 3500rpm	146PS (107kW) @ 3500rpm
Maximum torque	240Nm (177 lb.ft.) @ 1500rpm	290Nm (214 lb.ft.) @ 1600rpm	320Nm (236 lb.ft.) @ 1500rpm
Layout	4 cylinders, 4 valves per cylinder, double overhead camshafts		
Emission compliance	Euro 4		
Fuel/induction system	Turbocharger and common rail fuel injection		
Service interval	18,000 miles or one year (whichever occurs sooner)		

**Transmission ratios**

	Gear ratios (mph/1000rpm)						Final drive ratio
	1	2	3	4	5	6	
2700 2.0CDTI 16v	4.18:1 (4.4)	2.24:1 (8.3)	1.39:1 (13.3)	0.98:1 (18.9)	0.76:1 (24.3)	0.60:1 (30.8)	4.19:1
2900 2.0CDTI 16v	4.18:1 (4.5)	2.24:1 (8.5)	1.39:1 (13.6)	0.98:1 (19.3)	0.76:1 (24.9)	0.60:1 (31.6)	4.19:1
2700/2900 2.5CDTI 16v	3.91:1 (4.9)	2.11:1 (9.1)	1.39:1 (13.9)	0.98:1 (19.7)	0.76:1 (25.4)	0.60:1 (32.2)	4.19:1

**Vauxhall Assistance and warranties\***

Every Vivaro base vehicle comes with:

- A one-year unlimited mileage manufacturer's warranty
- Second and third year no-fee customer option warranty up to 100,000 miles from date of first registration
- Vauxhall Assistance for 12 months from first registration
- Six-year body panel anti-perforation warranty

\* = Warranty is only available on vehicles sourced from Vauxhall Motors Ltd. Terms and conditions apply - please see your Vauxhall Commercial Vehicle retailer for details.

**Transmissions**

- Front-wheel drive
- Six-speed manual gearbox
- Six-speed Tecshift transmission - available at extra cost on 2.0CDTI 16v (115PS) and 2.5CDTI 16v models. Tecshift hydraulic transmission offers all the main features and flexibility of a regular automatic, plus the performance and control of a 'one touch' manual gearbox. Drivers may switch between modes on the move using the gearshift selector

**Steering**

- Power-assisted rack and pinion system
- Turning circles (kerb-to-kerb/wall-to-wall):  
SWB - 11.84m (38.8ft)/12.40m (40.7ft)  
LWB - 13.17m (43.2ft)/13.73m (45.1ft)
- Turns lock-to-lock: 3.3

**Suspension**

- Front:** Independent wishbones with MacPherson spring struts, control arms and separate galvanised, double isolated, vibration reducing subframe.
- Rear:** Semi-independent with trailing links, progressive-rate mini-block coil springs with rubber bump-stops and telescopic, load-adaptable gas-pressure dampers.

**Brakes**

- Anti-lock Braking System (ABS) with Electronic Brakeforce Distribution (EBD)
- Emergency Brake Assist (EBA)
- Vacuum servo-assisted system
- Dual circuit hydraulic system
- Floor-mounted parking brake lever
- Front ventilated disc brakes:** 305mm diameter.
- Rear disc brakes:** 280mm diameter.

**Electrics**

**Maintenance-free battery:** 70Ah.  
**Alternator:** 125A.

**Body**

- Six-year body panel anti-perforation warranty
- Galvanised body panels
- Anti stone-chip mastic coating on sills
- Anti-corrosion wax pumped into sills and other underbody cavities
- Flush-fitted windscreen and rear door glass (when specified)
- Detachable front towing eye
- Rear towing eye

**Fuel tank capacity**

90 litres (19.8 gallons).

**Insurance groups**

Range from 4E - 5E dependent on model specified.



Six-speed manual gearbox.



Six-speed Tecshift transmission (optional).



CD 30 MP3 stereo radio/CD with MP3 format/remote multi-function display.



CD 70 stereo radio/CD with MP3 format/satellite navigation with colour monitor.



CD 413 stereo radio/CD player (fitted when optional digital tachograph is specified).

## Audio, communication and navigation

### Features

	Panel van	Sportive	Doublecab	Sportive Doublecab
<b>CD 30 stereo radio/CD player with MP3 format</b>				
• AM/FM stereo radio with 24 station presets • RDS with Traffic Programme • CD player with MP3 format • Remote multi-function display • 20 watts per channel output	●	●	●	●
<b>CD 70 stereo radio/CD player with MP3 format/satellite navigation</b>				
• AM/FM stereo radio with 24 station presets • RDS with Traffic Programme • CD player with MP3 format • Satellite navigation system • Colour monitor • 20 watts per channel output • Steering wheel mounted audio controls	○	○	○	○
<b>CD 413 stereo radio/CD player</b>				
• AM/FM/LW stereo radio with 30 station presets • RDS with Traffic Programme • CD player • 35 watts per channel output (fitted in conjunction with digital tachograph only)	○		○	
Steering wheel mounted audio controls	○ <sup>11</sup>	○ <sup>11</sup>	○ <sup>11</sup>	○ <sup>11</sup>
Factory-fit telephone pre-wiring	○	○	○	○
Four speakers	●	●	●	●
Speed dependent volume control	●	●	●	●
Roof-mounted flexible aerial	●	●	●	●

● = Standard equipment. ○ = Optional at extra cost. <sup>11</sup> = Standard when CD 70 unit is specified. Not available with CD 413.

### Satellite navigation

The CD 70 satellite navigation system uses the international network of GPS (Global Positioning System) satellites, linked to a comprehensive CD-ROM mapping system, to determine your precise location and guide you to your chosen destination virtually anywhere in mainland Britain.

Vauxhall's CD-ROM-driven satellite navigation systems have been widely acclaimed for their ease of use and high level of information. The colour monitor has a split-screen facility to display half the screen as a map and half as easy-to-follow directional arrows.

The audible direction guidance prompt gives details of road numbers and motorway junction numbers, while you can also plan your route to avoid toll roads, if required.

The CD 70 also features Traffic Message Channel (TMC), a specific application of RDS used for broadcasting real-time traffic information, delivered to the driver either visually or verbally. TMC can also offer dynamic route guidance – alerting the driver to a problem on the planned route and calculating an alternative route to avoid the incident.

### Standard features

- Automatic re-routing on request
- CD-ROMs available for all major European countries
- Exact location of vehicle using the GPS (Global Positioning System) and speed sensor
- Choice of four different route types
- Store up to 100 personal destinations
- Last 10 destinations stored automatically.

### Telephone pre-wiring

Telephone pre-wiring is available as a factory-fitted option at extra cost. Pre-wiring when fitted in conjunction with the Vauxhall accessory hands-free phone installation kit allows drivers to listen to incoming calls hands-free via the audio speakers. Telephone pre-wiring is fitted in the factory to ensure full compatibility with the original wiring, eliminating the problems often associated with aftermarket systems. It comprises a microphone and modified roof aerial together with an integrated harness complete with power and aerial connections for the phone. It is compatible with both the GSM 900 and 1800 frequencies.

## Glossary of terms

### Plated weight

The maximum weight to which a vehicle or an axle may be loaded, determined either by the design of the components or by legislation. All commercial vehicles must carry a manufacturer's 'plate' showing the vehicle and axle gross 'plated weights'. It is an offence to drive a vehicle in a condition where any of these weights are exceeded.

### Kerbweight

The weight of the complete vehicle in standard form, excluding payload and driver but including coolant, oil, 90% full fuel tank and spare wheel where appropriate. Kerbweights quoted in Vauxhall brochures are subject to manufacturing tolerances and to the fitment of optional equipment and accessories. Where load capacity is critical the actual kerbweight should be obtained by weighing the vehicle on a calibrated public weighbridge.

### Gross Vehicle Weight (GVW)

The total permissible weight of a vehicle including payload and passengers, as shown on the manufacturer's plate.

### Gross Combination Weight (GCW)

The maximum permissible weight of a vehicle, including payload and passengers, combined with the total weight of any trailer it is towing. The maximum GCW weight limit is quoted on the vehicle plate and must not be exceeded.

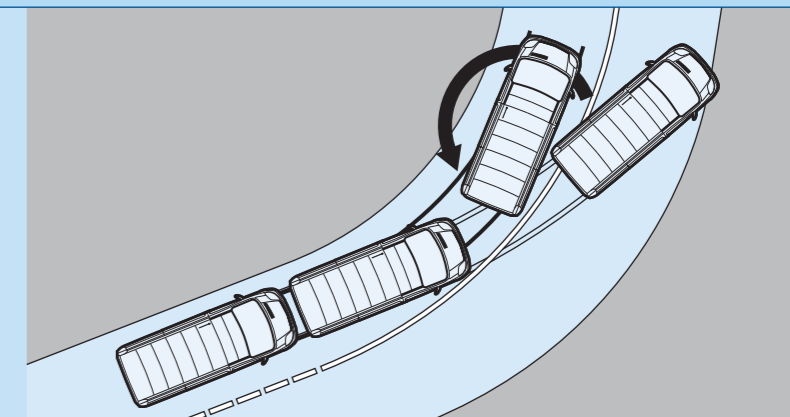
### Payload

The total permissible weight that can be carried without exceeding the vehicle's plated weight. This can be obtained by deducting the kerbweight from the plated Gross Vehicle Weight (GVW). **Please note:** the payload figure does not allow for the weight of the driver or any passengers which should therefore be deducted from the figures shown and are also subject to correct weight distribution.

### Maximum towing weight

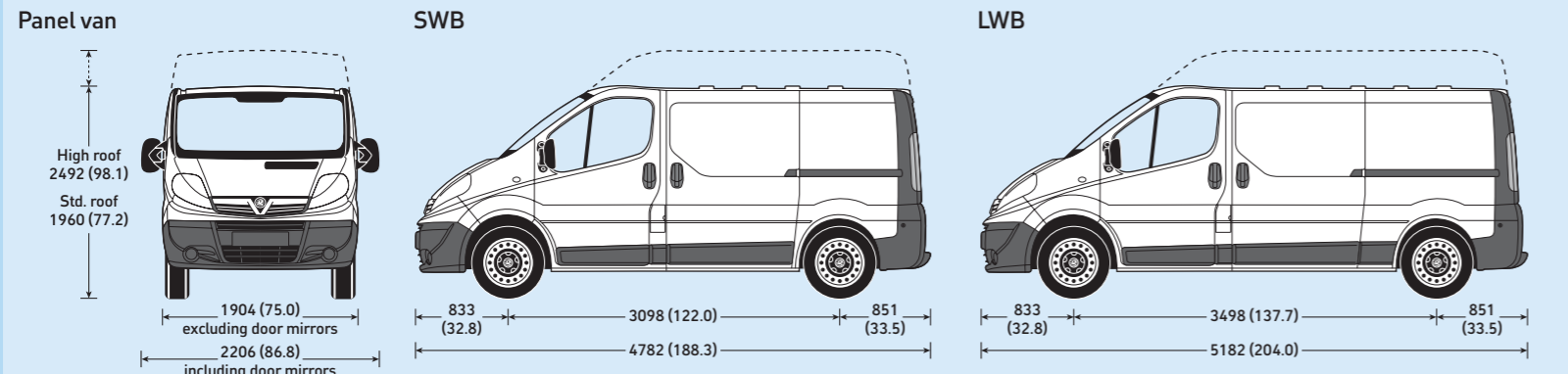
The maximum weight of any trailer and its load which may be towed within the limit of the vehicle's plated Gross Combination Weight (GCW). It is based on the ability of the vehicle – at full GCW – to restart on a 12% gradient, which is approximately 1 in 8.3, at sea level. At altitudes above 1500 metres, the engine output may drop with a corresponding reduction in towing capability. It is the operator's responsibility to ensure that the trailer noseweight does not cause the rear axle plated weight of the towing vehicle to be exceeded.

*Always fit Vauxhall towing attachments and accessories available from your Vauxhall Commercial Vehicle retailer. They are designed specifically for Vauxhall models and carry a 12-month warranty.*

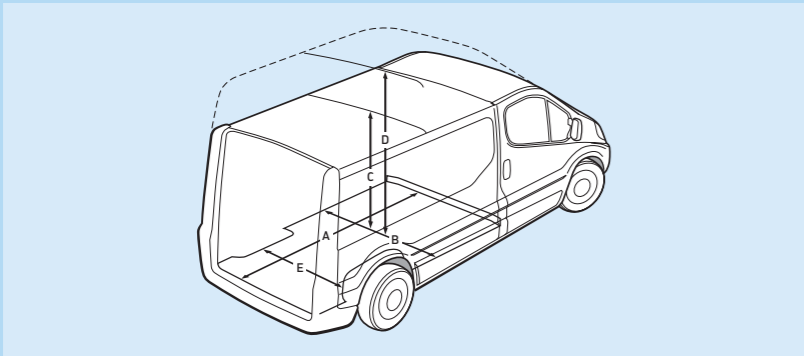


### Electronic Stability Programme-plus (ESP-plus)

Vivaro's new optional ESP-plus system goes one step further than the system usually found on Vauxhall's passenger cars. In understeer situations, the system automatically applies corrective braking to the appropriate rear wheel to correct the tendency; in oversteer situations, it automatically applies the brake to the appropriate front wheel. Because a commercial vehicle is also faced with significant weight and load issues which can influence this tendency to understeer or oversteer by affecting the centre of gravity, Vivaro's ESP system also incorporates a load sensor that adjusts the intensity of the braking effort to suit the demands of the payload. The system is available on all Vivaro panel van and doublecab models not fitted with the Tecshift transmission.



Measurements are shown in millimetres (inches). All heights are shown unladen.



**Interior dimensions** mm (inches)

Loadspace	SWB	LWB
<b>A</b> Maximum length	2415 (95.1)	2815 (110.8)
<b>B</b> Maximum width	1663 (65.5)	1663 (65.5)
<b>C</b> Maximum height – std. roof	1387 (54.6)	1387 (54.6)
<b>D</b> Maximum height – high roof	1913 (75.3)	1913 (75.3)
<b>E</b> Width between wheel arches	1268 (49.9)	1268 (49.9)
<b>Side door(s)</b>		
Aperture height	1285 (50.6)	1285 (50.6)
Aperture width	1000 (39.4)	1000 (39.4)
<b>Rear doors</b>		
Aperture height – std. roof	1320 (52.0)	1320 (52.0)
Aperture height – high roof	1818 (71.6)	1818 (71.6)
Aperture width (at floor)	1390 (54.7)	1390 (54.7)
Loading height – std. roof	549 (21.6)	542 (21.3)
Loading height – high roof	549 (21.6)	547 (21.5)

**Loadspace volumes** cu.m (cu.ft.)

SAE method	SWB	LWB
Standard roof	5.3 (187)	6.2 (219)
High roof	7.4 (261)	8.7 (307)
<b>VDA method</b>		
Standard roof	5.0 (177)	5.9 (208)
High roof	7.1 (251)	8.4 (297)

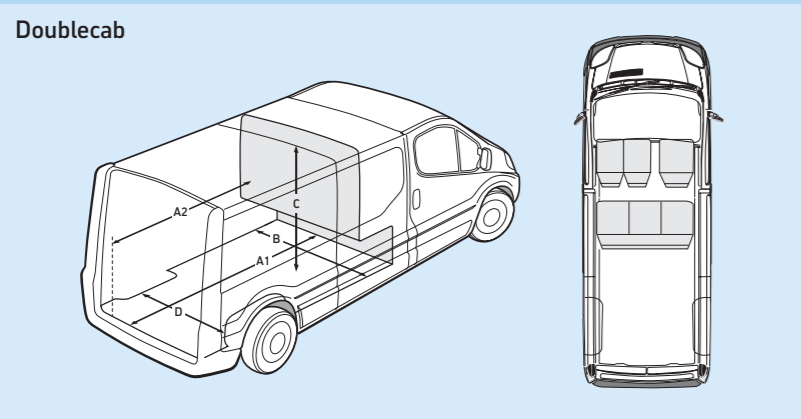
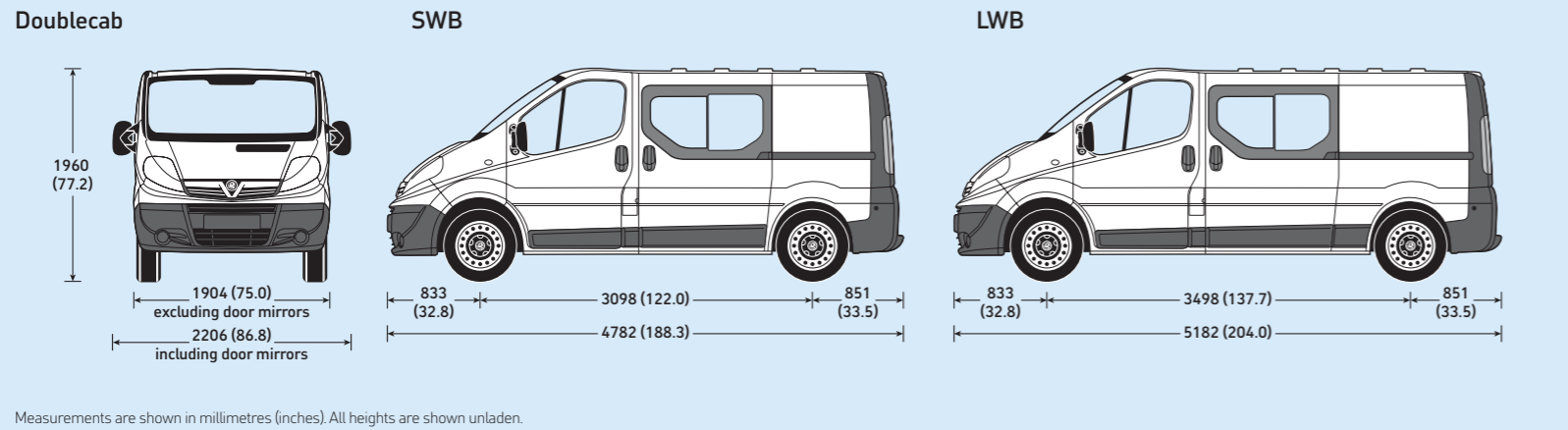
**Ground clearance** mm (inches)

SWB	Laden	Unladen
2700 std. roof	162 (6.4)	185 (7.3)
2900 std. roof	164 (6.5)	192 (7.5)
2900 high roof	159 (6.3)	193 (7.6)
<b>LWB</b>		
2900 std. roof	158 (6.2)	188 (7.4)
2900 high roof	149 (5.9)	187 (7.4)

**Weights and towing data**

SWB panel van models	Transmission	UK plated weights and kerbweights kg						Total	Payload kg	Plated Gross Combination Weights (GCW) kg
		Front axle		Rear axle		GVW	Kerb			
2700 2.0CDTI 16v (90PS/115PS) std. roof	manual	1450	1095	1550	575	2770	1670	1100	4770	
2700 2.0CDTI 16v (115PS) std. roof	Tecshift	1450	1107	1550	575	2735	1682	1053	4735	
2700 2.5CDTI 16v (146PS) std. roof	manual	1560	1151	1650	577	2820	1728	1092	4820	
2700 2.5CDTI 16v (146PS) std. roof	Tecshift	1580	1163	1650	578	2830	1741	1089	4830	
2700 2.0CDTI 16v (115PS) Sportive std. roof	manual	1450	1121	1550	586	2770	1707	1063	4770	
2700 2.0CDTI 16v (115PS) Sportive std. roof	Tecshift	1450	1133	1550	586	2735	1719	1016	4735	
2700 2.5CDTI 16v (146PS) Sportive std. roof	manual	1560	1177	1650	588	2820	1765	1055	4820	
2700 2.5CDTI 16v (146PS) Sportive std. roof	Tecshift	1560	1189	1650	589	2830	1778	1052	4830	
<hr/>										
2900 2.0CDTI 16v (90PS/115PS) std. roof	manual	1580	1101	1650	580	2935	1681	1254	4935	
2900 2.0CDTI 16v (115PS) std. roof	Tecshift	1580	1113	1650	580	2945	1693	1252	4945	
2900 2.5CDTI 16v (146PS) std. roof	manual	1580	1152	1650	577	2985	1729	1256	4985	
2900 2.5CDTI 16v (146PS) std. roof	Tecshift	1580	1164	1650	578	2995	1742	1253	4995	
2900 2.0CDTI 16v (90PS/115PS) high roof	manual	1580	1098	1650	654	2920	1752	1168	4920	
2900 2.0CDTI 16v (115PS) high roof	Tecshift	1580	1110	1650	655	2935	1765	1170	4935	
2900 2.5CDTI 16v (146PS) high roof	manual	1580	1149	1650	653	2975	1802	1173	4975	
2900 2.5CDTI 16v (146PS) high roof	Tecshift	1580	1161	1650	653	2985	1814	1171	4985	
<hr/>										
<b>LWB panel van models</b>										
2900 2.0CDTI 16v (90PS/115PS) std. roof	manual	1580	1135	1650	582	2960	1717	1243	4960	
2900 2.0CDTI 16v (115PS) std. roof	Tecshift	1580	1147	1650	582	2930	1729	1201	4930	
2900 2.5CDTI 16v (146PS) std. roof	manual	1620	1185	1650	579	3035	1764	1271	5035	
2900 2.5CDTI 16v (146PS) std. roof	Tecshift	1620	1197	1650	580	3005	1777	1228	5005	
2900 2.0CDTI 16v (115PS) Sportive std. roof	manual	1580	1161	1650	593	2960	1754	1206	4960	
2900 2.0CDTI 16v (115PS) Sportive std. roof	Tecshift	1580	1173	1650	593	2930	1766	1164	4930	
2900 2.5CDTI 16v (146PS) Sportive std. roof	manual	1620	1211	1650	590	3035	1801	1234	5035	
2900 2.5CDTI 16v (146PS) Sportive std. roof	Tecshift	1620	1223	1650	590	3005	1813	1192	5005	
2900 2.0CDTI 16v (90PS/115PS) high roof	manual	1620	1137	1650	665	3010	1802	1208	5010	
2900 2.0CDTI 16v (115PS) high roof	Tecshift	1620	1149	1650	665	3025	1814	1211	5025	
2900 2.5CDTI 16v (146PS) high roof	manual	1620	1188	1650	664	3065	1852	1213	5065	
2900 2.5CDTI 16v (146PS) high roof	Tecshift	1620	1200	1650	664	3070	1864	1206	5070	

**Note:** Kerbweights for standard vehicles include coolant, oil, 90% full fuel tank and spare wheel. They will vary according to the vehicle specification (including options and accessories) with a corresponding variation in payload. Payload figures do not allow for the weight of the driver, or any passengers, which should therefore be deducted from the figures shown and are also subject to correct weight distribution. Gross plated weights (including axle weights) quoted on the vehicle plate must never be exceeded. Roof load maximum 200kg (includes weight of roof carrier) when Vauxhall approved carrier system used. Towing weights should not exceed 750kg (unbraked trailer) or 2000kg (braked trailer).



Interior dimensions mm (inches)		
Loadspace	SWB	LWB
<b>A1</b> Maximum length at load floor	1920 (75.6)	2320 (91.3)
<b>A2</b> Maximum length behind rear seats	1520 (59.8)	1920 (75.6)
<b>B</b> Maximum width	1663 (65.5)	1663 (65.5)
<b>C</b> Maximum height	1387 (54.6)	1387 (54.6)
<b>D</b> Width between wheel arches	1268 (49.9)	1268 (49.9)
<b>Side doors</b>		
Aperture height	1285 (50.6)	1285 (50.6)
Aperture width	1000 (39.4)	1000 (39.4)
<b>Rear doors</b>		
Aperture height – std. roof	1320 (52.0)	1320 (52.0)
Aperture width (at floor)	1390 (54.7)	1390 (54.7)
Loading height – std. roof	549 (21.6)	542 (21.3)

Loadspace volumes cu.m (cu.ft.)		
SAE method	SWB	LWB
Standard roof	3.3 (116)	4.2 (148)

Weights and towing data

	Transmission	UK plated weights and kerbweights kg						Total	Payload kg	Plated Gross Combination Weights (GCW) kg
		Front axle		Rear axle		GVW	Kerb			
<i>SWB doublecab models</i>		Plated	Kerb	Plated	Kerb					
2900 2.0CDTI 16v (90PS/115PS)	manual	1580	1161	1650	643	2935	1804	1131	4935	
2900 2.0CDTI 16v (115PS)	Tecshift	1580	1173	1650	643	2945	1816	1129	4945	
2900 2.5CDTI 16v (146PS)	manual	1580	1212	1650	640	2985	1852	1133	4985	
2900 2.5CDTI 16v (146PS)	Tecshift	1580	1224	1650	641	2995	1865	1130	4995	
2900 2.0CDTI 16v (115PS) Sportive	manual	1580	1187	1650	654	2935	1841	1094	4935	
2900 2.0CDTI 16v (115PS) Sportive	Tecshift	1580	1199	1650	654	2945	1853	1092	4945	
2900 2.5CDTI 16v (146PS) Sportive	manual	1580	1238	1650	651	2985	1889	1096	4985	
2900 2.5CDTI 16v (146PS) Sportive	Tecshift	1580	1250	1650	652	2995	1902	1093	4995	
<i>LWB doublecab models</i>										
2900 2.0CDTI 16v (90PS/115PS)	manual	1580	1195	1650	645	2960	1840	1120	4960	
2900 2.0CDTI 16v (115PS)	Tecshift	1580	1207	1650	645	2930	1852	1078	4930	
2900 2.5CDTI 16v (146PS)	manual	1620	1245	1650	642	3035	1887	1148	5035	
2900 2.5CDTI 16v (146PS)	Tecshift	1620	1257	1650	643	3005	1900	1105	5005	
2900 2.0CDTI 16v (115PS) Sportive	manual	1580	1221	1650	656	2960	1877	1083	4960	
2900 2.0CDTI 16v (115PS) Sportive	Tecshift	1580	1233	1650	656	2930	1889	1041	4930	
2900 2.5CDTI 16v (146PS) Sportive	manual	1620	1271	1650	653	3035	1924	1111	5035	
2900 2.5CDTI 16v (146PS) Sportive	Tecshift	1620	1283	1650	654	3005	1937	1068	5005	

**Note:** Kerbweights for standard vehicles include coolant, oil, 90% full fuel tank and spare wheel. They will vary according to the vehicle specification (including options and accessories) with a corresponding variation in payload. Payload figures do not allow for the weight of the driver, or any passengers, which should therefore be deducted from the figures shown and are also subject to correct weight distribution. Gross plated weights (including axle weights) quoted on the vehicle plate must never be exceeded. Roof load maximum 200kg (includes weight of roof carrier) when Vauxhall approved carrier system used. Towing weights should not exceed 750kg (unbraked trailer) or 2000kg (braked trailer).