

VIVARO

2017 Models Edition 2



The Wheels of Business. Helping you deliver.

Whatever your line of business, Vauxhall Commercial Vehicles can help you deliver. With four different award-winning models – Corsavan, Combo, Vivaro and Movano – we offer a massive choice of over 340 variants including panel vans, chassis cabs, crew cabs,

platform cabs, tippers, dropsides, box vans and passenger carriers. We're also committed to keeping your business moving. That means reliable, fuel-efficient vehicles – including our ecoFLEX range – supported by a dedicated network of over 400 retailers



offering the expert support and back-up you need. We build more commercial vehicles at our British production facilities than any other UK manufacturer – indeed, almost 60,000 vans were built in the UK in 2015 alone. We've also won over 30 industry awards since

2010 – major awards, presented by some of the toughest judges in the business. Introduce the in-built reassurance of the Vauxhall brand and it's easy to see why Vauxhall Commercial Vehicles really are 'The Wheels of Business'.





VX_VIV_23558



vi15_m01_655



vi15_m01_656



vi15_m01_657



VX_VIV_21526



vi15_m01_659




vi15_m01_660



vi15_m01_661



vi15_m01_662



VX_VIV_23555




vi15_m01_664



vi15_m01_665



vi15_m01_666



vi15_m01_667



vi15_m01_668



vi15_m01_669




vi15_m01_670



vi15_m01_671



VX_VIV_23547



vi15_m01_673




vi15_m01_674



vi15_m01_675



vi15_m01_676



VX_VIV_23548




vi15_m01_678



vi15_m01_679



vi15_m01_680



VX_VIV_23558



vi15_m01_682




vi15_m01_683




vi15_m01_684



vi15_m01_685



VX_VIV_21522



vi15_m01_687



vi15_m01_688



vi15_m01_689

VIVARO. BUILT TO TAKE IT ALL.

As the proud successor to a model that clocked up more than 950,000 units in over 13 years' continuous production at our Luton plant, Vivaro seizes the mantle of its illustrious predecessor and moves the game on – big time! With bold styling, ultra-efficient engines and in-cab connectivity that turns the working environment into a mobile office – Vivaro is truly built to take it all.

Siberia Challenge

Underlining its inbuilt reliability, durability and sheer dependability, the British-built Vivaro undertook a 12,000 mile road trip across Europe and Asia. Starting out from the Luton factory the journey – from Europe's most westerly road to Asia's most easterly – took in two continents and 17 countries on route to Siberia. Please see page 58 for the full story.



Some of the vehicles shown include options and accessories available at extra cost. And not all of the features, options or accessories described are available on every model. So please check the Equipment and Technical Data section for further details. From time to time we may also offer alternative models such as Special Editions which are featured in separate literature or can be found on the Vauxhall website: www.vauxhall.co.uk/vans

CONTENTS

VIVARO

Design and engineering	8
Functionality	10
Interior design	12
Practicality	14
Efficiency	16
ecoFLEX technologies	18
Engines and transmissions	20
Vivaro bodystyles	22
H1 Panel Van features	24
H2 Panel Van features	26
Doublecab features	28
Combi features	30
Platform Cab features	34
Cabin features	36
Infotainment	38
Safety and security	40
Vivaro model line-up	42
Options	48
Vehicle racking	50
Accessories	52
Colours and trims	54
Siberia Challenge	58
Customer testimonials	60
Equipment	62
Technical data	68

BUILT TO BE VERSATILE.





Vivaro

BUILT TO PERFORM

Vivaro looks tough because it is tough.

It was designed to improve performance in every way. In Panel Van, Doublecab, Combi and Platform Cab variants. And remember, it's built in Britain to the toughest standards so it's robust enough to take everything you can throw at it – and in it.



Designed to perform with a tough new look



Engineered to last



Built in Britain to the highest standards



Vivaro

BUILT TO WORK HARDER

Well-equipped with a host of convenience features, Vivaro is built to work harder with intelligent cab design and is loaded with clever but practical ideas that help get the job done.



Practical ideas for maximum ease of use



Innovative cab design creates a virtual mobile office



Enhanced storage features assist your daily working routine





BUILT FOR THE LONG HAUL

The Vivaro interior, a great place to be, all day long

A well-designed driving environment means you sit comfortably, with everything you need right at your fingertips. Then there's an infotainment system, which means you're well connected and have all your entertainment at hand. On top of all that, the Vivaro is great to drive too.



Enhanced cab design for total comfort and control



Great place to be, great to drive however long the journey



Stay in touch with high levels of infotainment and communication





BUILT TO BE MORE FLEXIBLE

The efficient Vivaro doesn't only strike the perfect balance between performance and running costs. It also takes a more flexible approach to load carrying.

Combining a spacious cargo area volume and superb payload capacity with two wheelbase options, two roof heights and the availability of the FlexCargo bulkhead option, the Vivaro panel van can carry even challenging loads with ease.



FlexCargo bulkhead available for loads of up to 4150mm in length



Loadspace dimensions enable L1 models to hold 8ft x 4ft sheets



Payload capacity up to 1280kg





BUILT TO TAKE YOU FURTHER

The robust Vivaro isn't just more efficient. Panel Van, Doublecab or Combi, it makes your whole business more efficient.

With its superb range of flexible and efficient turbo-diesel engines and our innovative ECO mode system, this is an altogether more cost-effective Vivaro with smooth power delivery allied to impressive economy and reassuringly low CO₂ emissions.



Impressive fuel economy of up to 50.4mpg* (combined figure)



CO₂ emissions as low as 145g/km*



Turbo diesel engines deliver up to 145PS and 340Nm

*Combi models. Please refer to the Technical Data from pages 69 and 71 for details of Vivaro Panel Van and Doublecab models.





BIG STEPS. SMALL FOOTPRINT

Vivaro maintains Vauxhall's commitment to reducing the impact of its vehicles, both in terms of operating efficiency and the effect that manufacturing has on the wider environment.

ecoFLEX technology

- Help reduce fuel consumption to cut operating costs
- Achieve higher mileage with a lower carbon footprint

ECO mode

- Optimises key system settings
- Prompts more efficient driving

Start/Stop

- Saves fuel and reduces emissions
- Cuts/restarts the engine when appropriate

Brake energy regeneration

- Re-uses energy recovered from vehicle braking
- Helps reduce overall fuel consumption



ecoFLEX



Vivaro

ENGINES

Delivering more power combined with lower emissions and impressive fuel economy whatever model you choose, Vivaro's smaller displacement – but no less efficient – Turbo and BiTurbo diesel engines deliver the perfect mix of day-to-day performance and competitive fuel consumption. At the same time, our latest ECO system technology – allied to our proven Start/Stop functionality – ensures operating costs are held firmly in check.

New BiTurbo engines

- Frugal, sequential twin-turbo system
- Lag-free acceleration at any speed
- 1.6 BiTurbo 125PS/145PS available with Start/Stop technology

Quiet, clean and efficient diesel engines

- Variable-displacement oil pumps reduce fuel consumption
- Low-maintenance chain-driven camshafts
- Multi-point fuel injection for low emissions and high performance
- Optimised thermal management increases efficiency

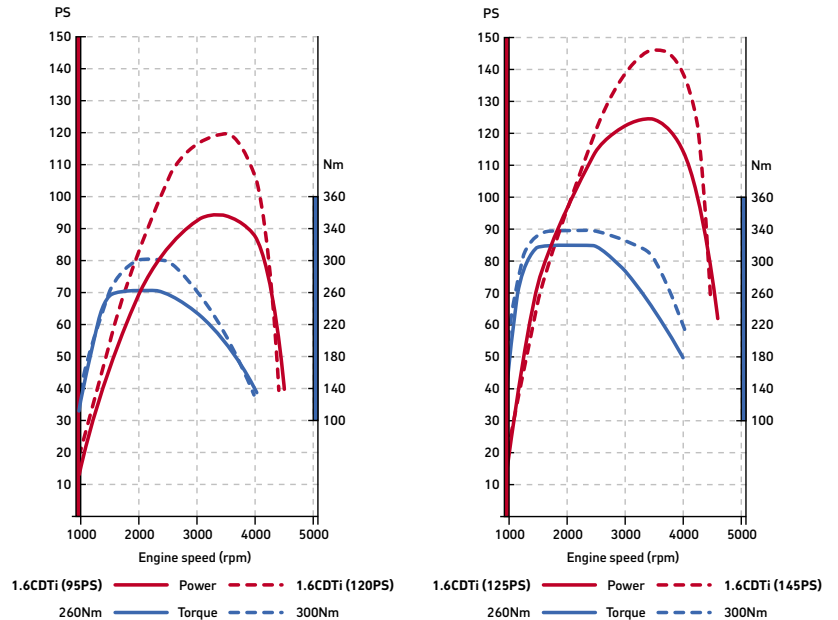
*Combi models. Please refer to the Technical Data from pages 69 and 71 for details of Vivaro Panel Van and Doublecab models.



VX_VIV_21588

Award-winning technology

With its superb new range of flexible and highly economical turbo-diesel engines, this is an altogether more cost-effective Vivaro, with engines delivering up to 145PS and 340Nm, CO₂ emissions as low as 145g/km* and impressive fuel economy of up to 50.4mpg* (combined figure). Indeed, its sophisticated 1.6 litre BiTurbo CDTi with sequential turbocharging and twin-cooler system has already been presented with the prestigious Innovation Award in the *Van Fleet World Honours* 2014.



ENGINES

	Maximum power PS (kW) @ rpm	Maximum torque Nm (lb.ft.) @ rpm	Fuel economy mpg (litres/100km)			CO ₂ emissions (g/km)
			Urban driving	Extra-urban driving	Combined figure	
Panel Van and Doublecab						
1.6CDTi (95PS)	95 (70) @ 3500	260 (192) @ 1500	35.3 (8.0) – 36.2 (7.8)	47.0 (5.9) – 48.7 (5.8)	42.1 (6.7) – 43.4 (6.5)	174 – 170
1.6CDTi (95PS) Start/Stop ecoFLEX	95 (70) @ 3500	260 (192) @ 1500	38.7 (7.3) – 39.2 (7.2)	48.7 (5.8) – 50.4 (5.6)	44.8 (6.3) – 46.3 (6.1)	164 – 160
1.6CDTi (120PS)	120 (89) @ 3500	300 (221) @ 1750	35.3 (8.0) – 36.2 (7.8)	47.0 (6.0) – 48.7 (5.8)	42.1 (6.7) – 43.4 (6.5)	174 – 170
1.6CDTi BiTurbo (125PS) Start/Stop	125 (92) @ 3500	320 (236) @ 1500	38.2 (7.4) – 40.9 (6.9)	42.8 (6.6) – 47.0 (6.0)	40.9 (6.9) – 47.0 (6.0)	178 – 155
1.6CDTi BiTurbo (145PS) Start/Stop	145 (107) @ 3500	340 (251) @ 1750	39.2 (7.2) – 39.8 (7.1)	48.7 (5.8) – 50.4 (5.6)	44.8 (6.3) – 46.3 (6.1)	164 – 160
Combi						
1.6CDTi (95PS) Start/Stop ecoFLEX	95 (70) @ 3500	260 (192) @ 1500	41.5 (6.8)	52.3 (5.4)	47.1 (6.0)	155
1.6CDTi BiTurbo (125PS) Start/Stop	125 (92) @ 3500	320 (236) @ 1500	44.1 (6.4)	55.4 (5.1)	50.4 (5.6)	145



VX_VIV_23551

VERSATILITY IN ACTION

With a choice of four bodystyles, Vivaro offers an option to suit every van operator.

The Vivaro is available in the following variants:

- Panel Van – two lengths, two heights
- Doublecab – two lengths
- Combi – two lengths
- Platform Cab



WEIGHTS AND LOADSPACE DIMENSIONS*

Vivaro body versions	Maximum GVW (kg)	Maximum payload (kg)	Maximum loadspace volumes (VDA method)	Maximum load floor lengths (mm)	Maximum load area width (mm)	Width between wheel arches (mm)	Maximum load area heights (mm)	Maximum rear door aperture heights (mm)	Rear door aperture width at floor (mm)	Loading height (unladen) (mm)	Sliding side-access door aperture height (mm)	Sliding side-access door aperture width (mm)
Panel Van												
L1 H1 2700	2820	1077	5.2	2537	1662	1268	1387	1320	1391	552	1284	1030
L1 H1 2900	2980	1237	5.2	2537	1662	1268	1387	1320	1391	552	1284	1030
L1 H2 2900	2980	1158	7.2	2537	1662	1268	1898	1820	1391	552	1284	1030
L2 H1 2900	3040	1280	6.0	2937	1662	1268	1387	1320	1391	552	1284	1030
L2 H2 2900	3070	1200	8.6	2937	1662	1268	1898	1820	1391	552	1284	1030
Doublecab												
L1 H1 2900	2844	989	3.2	2023	1662	1268	1387	1320	1391	552	1284	1030
L2 H1 2900	2950	1040	4.0	2423	1662	1268	1387	1320	1391	552	1284	1030
Combi												
L1 H1 2900	2970	1170	1.0-3.2	736	1662	1268	1387	1320	1391	552	1284	1030
L2 H1 2900	3020	1178	1.8-4.0	1136	1662	1268	1387	1320	1391	552	1284	1030

*Please refer to pages 68-74 for full details of weights and loadspace dimensions.

VARIANTS

Panel Van

VX_VIV_21593



L1 H1

VX_VIV_21594



L1 H2

VX_VIV_21595



L2 H1

VX_VIV_21596



L2 H2

Doublecab

VX_VIV_21597



L1 H1

VX_VIV_21598



L2 H1

Combi

VX_VIV_21599



L1 H1

VX_VIV_21600



L2 H1

Platform Cab

VX_VIV_21601



L2 H1



Vivaro

H1 PANEL VAN

Versatility and flexibility in equal measure. Whatever you need, the Vivaro has it all.

Access and loadspace features include:

- Choice of two wheelbases
- Easy-access, 1m-wide nearside sliding side-loading door
- Full-height steel bulkhead
- Unglazed rear doors (90/165° opening)
- Illuminated load area
- 12-volt electrical accessory socket in load area
- Side and rear doors take a Euro pallet with ease
- Up to 6.0cu.m (211.9cu.ft.) max. loadspace volume
- 2537mm or 2937mm standard load floor lengths
- FlexCargo bulkhead extends loadspace length to up to 4150mm (standard on Sportive models only)
- Floor-mounted, load-securing eyes
- Payload capacity up to 1280kg

Not all features and options are available on every model. Please refer to the Equipment section on pages 60-65.



1. Euro-pallet friendly. Specifically designed to carry Euro-pallets, Vivaro can accommodate up to three pallets, even on L1 models. Assisted by easy side access, the generous 1.2m width between the rear wheel arches also makes the new van suitable for carrying wide loads such as 8ft. x 4ft. plywood sheets.

2. Flexible loadspace. Standard on Sportive and optional on Panel Van models, the FlexCargo bulkhead allows loads of up to 4150mm in length to be accommodated with ease.



Vivaro

H2 PANEL VAN

More loadspace for maximum versatility makes light work of bulky loads.

Access and loadspace features include:

- Versatile 1898mm maximum load height
- Choice of two wheelbases
- Easy-access, 1m-wide nearside sliding side-loading door
- Full-height steel bulkhead
- Unglazed rear doors (90/165° opening)
- Illuminated load area
- 12-volt electrical accessory socket in load area
- Side and rear doors take a Euro pallet with ease
- Up to 8.6cu.m (303.7cu.ft.) max. loadspace volume
- 2537mm or 2937mm standard load floor lengths
- FlexCargo bulkhead option extends loadspace length to up to 4150mm
- Floor-mounted, load-securing eyes
- Payload capacity up to 1200kg

Not all features and options are available on every model. Please refer to the Equipment section on pages 60-65.



VX_VIV_23613

1. Full standing height. Extra height, easy access and plenty of space means the Vivaro H2 versions not only carry larger loads, they also make the perfect mobile workshop.



DOUBLECAB

The Doublecab matches practical and comfortable crew transport to excellent loadspace and payload.

Access and loadspace features include:

- Choice of two wheelbases
- Twin sliding side-access doors with fixed windows
- Up to 4.0cu.m (141.3cu.ft.) max. loadspace volume
- High-strength ABS plastic bulkhead with window
- Half-height sidewall trim with storage pocket
- Three-passenger rear bench seat
- Bench seat with additional storage, armrests, ISOFIX child seat restraint system on outer seats and 12-volt electrical accessory socket (Sportive models only)
- Unglazed rear doors (90/165° opening)
- Glazed rear doors or glazed tailgate (optional)
- Heated rear window and wash/wipe (optional)
- Rear doors take a Euro pallet with ease
- 1340mm or 1740mm standard load floor lengths
- Additional loadspace under rear bulkhead extends loadspace length to up to 2423mm (L2 models)
- Floor-mounted load restraint lashing eyes
- Payload up to 1040kg

Not all features and options are available on every model. Please refer to the Equipment section on pages 60-65.



1. Twin sliding side-access doors. The extra-wide door opening ensures easy passenger access while the individually-contoured rear bench seat accommodates up to three passengers in complete comfort with excellent leg room and raked rear seat backs .

2. and 3. Loads of loadspace. There's instant access to underseat storage in the passenger section, plus up to 4.0cu.m of usable loadspace.




COMBI

The Combi provides generous accommodation allied to generous luggage space and is ideally suited to hotel and airport shuttle bus work and private-hire companies.

Combi standard features include:

- Nine-seat configuration with choice of two wheelbases
- Twin sliding side-access doors with fixed windows
- Three-passenger second and third-row bench seats
- 60/40 split-folding seat back for second-row bench seat
- Fold and tumble facility for third-row bench seat
- Removable second and third-row bench seats
- Inertia-reel lap and diagonal seatbelts for all seats
- Glazed tailgate with heated rear window and wash/wipe facility
- Rubber floor covering
- Half-height sidewall trim
- Load restraint lashing eyes for load area
- Appearance Pack option available (see page 47 for full details).

Not all features and options are available on every model. Please refer to the Equipment section on pages 60-65.



1. Second-row split-folding rear seat. The easy-to-operate split-folding seat back allows convenient access for third-row passengers.

2. Nine-seater comfort. Combi offers comfortable seating for up to eight passengers.

3. and 4. Additional comfort. Optional rear air conditioning controls and a separate rear heater are also available for Combi.

MORE VERSATILE



VX_VIV_21530

Available in a choice of short and long wheelbase models, Combi delivers the perfect blend of passenger carrying ability and load carrying potential. The dynamic new look and improved interior can be further enhanced with one of the optional Appearance Packs available at extra cost, see page 47.



1. Transport for up to eight passengers.

With maximum versatility assured through its mix of foldable/removable seating configurations, Combi provides transport for up to eight passengers, making it ideal for transporting work crew. Generously proportioned rear sliding doors make Combi easy to enter and exit, heightening the model's potential as a courtesy vehicle.

2. and 3. Rear seat combinations. With its tumble and fold or removable third-row seating, Combi can accommodate the required mix of passengers and luggage with ease.

4. Versatile and adaptable. With the second- and third-row seats removed, the vehicle can even double as a conventional Panel Van, should the need arise.





PLATFORM CAB

The Vivaro Platform Cab provides the perfect base for specialist conversions that require low floor and walk-through access from the cab.

Key features include:

- Maximum GVW of 3030kg
- Versatile long wheelbase of 3498mm
- Comprehensive comfort and safety equipment
- Optional extended-length wiring loom
- Payload up to 1489kg

WELCOME TO YOUR OFFICE

Vivaro's interior reflects Vauxhall's understanding of the challenges faced by van operators in their daily working lives. Comfort and control levels are optimised right across the cab, along with enhanced infotainment connectivity. Premium quality materials are used throughout for improved appearance, durability and owner appeal. Finally we've improved the interior ergonomics across the van, further enhancing the interface between driver and vehicle.

Fold-flat centre front passenger seat. The centre section of the fold-flat front passenger seat features a handy clipboard holder which can also be removed when necessary, leaving a handy, solid and flat surface. The unit also flips forward to create a lidded work surface, with hidden, secure storage for work paraphernalia – eg. maps, handbooks, general documentation – along with an additional drinks holder. The folding process takes just seconds. Standard on Sportive and optional on standard Panel Van models.





1. Aux-in and USB. Most audio units feature integrated aux-in and USB ports within the fascia, enabling drivers to connect their mobile devices and access a wide range of multi-media files. An additional USB port is fitted in the upper fascia to enable the charging of mobile phones and MP3 devices (not available with NAVI 50 IntelliLink).

2. The Vivaro fascia features nine storage spaces, providing more than 24 litres of storage volume in total. Highlights include a large, usable glovebox, upper fascia storage, three drinks holders and a handy driver's storage pocket.

3. The clipboard itself can be securely fastened in two positions, easily visible to either the driver or passenger. It's suitable for documents up to A4 in size, including contracts, invoices and general day-to-day paperwork.

4. Generous door pockets provide useful stowage space for maps, documents and other essential workday items.

ENHANCED CONNECTIVITY

With enhanced infotainment connectivity, Vivaro is, quite simply, one of the best-connected vans on the market!

Vivaro models offer:

- Bluetooth® connectivity and USB for smart phones and MP3 players
- Digital radio
- Steering column-mounted audio and telephone controls
- Aux-in socket
- Optional satellite navigation systems

1. NAVI 50 IntelliLink. Specifically tailored to the cab environment, the NAVI 50 IntelliLink unit provides drivers with an accurate and affordable navigation option with map coverage for Western or Eastern Europe with Traffic Message Channel (TMC). Key features include a 7-inch colour touchscreen, Bluetooth® connectivity, steering wheel mounted controls and MP3/WMA playback from USB and Bluetooth® audio streaming. When connected to an Apple iPhone Navi 50 also supports Siri voice control and displays information about the music you are playing.



1



VX_VIV_21544




VX_VIV_21545



VX_VIV_21591



VX_VIV_21592



VX_VIV_23372

2. NAVI 80 IntelliLink. The intuitive, top-of-the-range system with 3-D viewing, integrated voice control, USB video player/photo reader and TomTom LIVE services till 2020 without charge for real-time traffic information. The 7-inch display also shows the view for the optional rear view camera.

3. R 16 BT USB. The entry-level system offers exceptional functionality featuring Bluetooth® and USB connectivity as well as digital radio as standard.

4. CD 18 BT USB. The CD 18 BT USB features the same specifications as the R 16 BT USB but adds a CD player and is configured in the double-DIN format.

5. Tablet docking station. Compatible with the R 16 BT USB, this facility allows tablets between 4.8 and 10.6 inches to be securely fixed in place for ease of use.


6. Smartphone docking station. This feature allows smartphones of up to a 4.7-inch screen size to be securely mounted within easy sight and perfect reach. Power is taken from the upper USB socket on the fascia.

SAFETY AT WORK



Safety and security in the workplace and out on the road are key concerns for any business and Vivaro is no exception. While many of its advanced active and passive protection features will be reassuringly familiar to Vauxhall drivers, the Vivaro is more safe and secure than ever.

Standard safety equipment includes the very latest Electronic Stability Programme (ESP-plus) with integrated traction control, roll-over mitigation and hill-start assist, anti-lock braking system with electronic brakeforce distribution and emergency brake assist.



- 1. Optional rear-view camera.** Activated automatically when reverse gear is selected, the system provides clear rearward vision by displaying in the rear-view mirror.
- 2. Wide-angle blind spot mirror.** Located in the passenger sunvisor, it provides additional visibility.
- 3. Selective door locking** allows the cab area to be unlocked independently of the load compartment, and vice versa, reducing the opportunities for theft. Standard on Sportive, optional on other models.
- 4. Keyless entry and start.** Operated via a key card that slots into the fascia. Doors can be opened remotely via the key card and the engine is stopped and started via a button on the centre console. Optional on Start/Stop models.
- 5. ESP-plus with integrated roll-over mitigation.** This system senses when the vehicle departs from the driver's chosen path. The roll-over mitigation feature constantly monitors the vehicle's behaviour and intervenes when it threatens to lean to one side, to help stabilise the vehicle.

VIVARO

Vivaro models open their account with a generous level of equipment that puts many rival models to shame.

Standard features include:

- Electronic stability programme with traction control
- Electrically operated front windows
- Electrically adjustable/heated door mirrors
- Remote control central deadlocking
- ABS with electronic brakeforce distribution
- ECO mode
- Electronic engine deadlock immobiliser
- Full-height steel bulkhead (Panel Van only)
- Wide-angle blind spot mirror
- Six-way adjustable driver's seat with height adjustable armrest and lumbar adjustment
- Steering column adjustable for reach and rake
- Multi-function trip computer
- R 16 BT USB digital radio/AM/FM stereo radio
- Bluetooth® connectivity – USB and aux-in facility
- Steering wheel mounted audio and phone controls
- Illuminated glovebox
- Facia-mounted drinks holders
- Blue Tricess cloth seat trim
- Driver's airbag
- Dual front passengers' bench seat
- 16-inch wheels



VX_VIV_21570

MODEL AVAILABILITY	L1 H1		L1 H2		L2 H1		L2 H2	
	2700	2900	2700	2900	2700	2900	2700	2900
Panel Van	•	•	-	•	-	•	-	•
Doublecab	-	•	-	-	-	•	-	-
Combi	-	•	-	-	-	•	-	-
Platform Cab	-	-	-	-	-	•	-	-



VX_VIV_23556

L1 H1 2700 model illustrated features Flame Red brilliant paint, optional at extra cost.

VIVARO SPORTIVE

Sportive models build on the generous specification of the standard van with many added features, enhanced style accents and even greater levels of comfort.

Additional features over and above standard models:

- Body-colour front and rear bumpers, side-protection mouldings, exterior mirror housings and rear light cluster surrounds
- Air conditioning with air recirculation (cab only)
- FlexCargo bulkhead
- Dual passenger bench seat with fold-flat centre section featuring storage tray and dual position clipboard facility (not Doublecab models)
- Cruise control with speed limiter
- Selective door locking
- Three-button key
- Rear parking distance sensors
- CD 18 BT USB CD/MP3 CD player/digital radio/ stereo radio
- Black Connect embossed cloth seat trim
- Leather-covered steering wheel and gear knob
- LED daytime running lights
- Front fog lights with chrome surround
- Full-diameter wheel trims
- Brilliant paint/two-coat metallic paint



VX_VIV_21543

MODEL AVAILABILITY	L1 H1		L2 H1	
	2700	2900	2700	2900
Panel Van	•	•	-	•
Doublecab	-	•	-	•

The air conditioning in vehicles with N1, N2 or M2 type approval relies upon fluorinated greenhouse gases (R134a) for its functioning. The front system contains a quantity of overall 580g of R 134a, which corresponds to a CO₂ equivalent of 0.83 tons. The front and rear system in versions with up to 9-seats contains a quantity of overall 1,100g of R 134a, which corresponds to a CO₂ equivalent of 1.57 tons. The front and rear system in versions with more than 16-seats contains a quantity of overall 1,700g of R 134a, which corresponds to a CO₂ equivalent of 2.43 tons. The global warming potential amounts to 1430. Information acc. to R (EU) No. 517/2014.



VX_VIV_26265

L1 H1 Sportive 2900 model illustrated features Sight and Light Pack, optional at extra cost. Flame Red brilliant paint is a no-cost option.

VIVARO LIMITED EDITION NAV

The ultimate Vivaro designed to look good and work hard with a standard features list that's the business in more ways than one.

Additional features over and above Sportive models:

- Automatic lighting control
- Rain-sensitive windscreen wipers
- 17-inch 5-spoke alloy wheels
- Unique vehicle graphics
- NAVI 50 IntelliLink infotainment system with the following features:
 - Satellite navigation
 - 7-inch colour touchscreen
 - Digital radio and AM/FM stereo radio with 12-station presets
 - Aux-in socket and USB connection
 - Bluetooth® connectivity
- FLEXDOCK – smartphone docking station



MODEL AVAILABILITY	L1 H1		L2 H1	
	2700	2900	2700	2900
Panel Van	•	–	–	•
Doublecab	–	•	–	•



VX_VIV_26266

L1 H1 Limited Edition NAV 2900 model illustrated.

OPTIONS

Vivaro offers a range of options and option packs to suit every need. For more information please speak to your Vauxhall Commercial Vehicle retailer.

Safety and security

- Front passengers' airbag with deactivation switch

Interior

- Single front passenger's seat adjustable for height, reach and rake with armrest and lumbar adjustment
- Air conditioning with air recirculation facility (cab and rear passenger area), with auxiliary heater – Combi models

Exterior

- Front fog lights
- Rear parking distance sensors
- Rear parking distance sensors with rear-view camera
- Tow bar with 13-pin electrics (includes trailer stability programme). Does not suit trailers with LED lights*
- Dark-tinted rear windows

Load area

- Vertical luggage restraint – half-height solid with black upper mesh – Combi models
- Luggage cover – Combi models
- Offside sliding side-access door
- Nearside and offside glazed sliding side-access doors
- Nearside and offside glazed sliding side-access doors with sliding windows

*For trailers with LED lights use Genuine Vauxhall Accessory tow bars which also include trailer stability programme.

Please refer to the Equipment section on pages 60-65 for complete option availability.



VX_VIV_23558



VX_VIV_26267



VX_VIV_23621



VX_VIV_26189

1. Appearance Pack. LED daytime running lights, front fog lights, full-diameter wheel trims, body-colour front bumper, body-colour rear quarter bumpers, Black Connect cloth seat trim, leather-covered steering wheel and gear knob. Alloy wheels illustrated are also optional at extra cost.

2. and 3. Rear door options:

- Glazed rear doors, 90/165° opening
- Unglazed rear doors, 270° opening (L2 H1 models only)
- Glazed rear doors, 270° opening (L2 H1 models only)
- Glazed tailgate with wash/wipe facility (not available on H2 models)

Glazed rear doors mandate glazed bulkhead.

4. Load area protection. A range of options are available to help protect loads and safeguard the interior:

- Rubber-coated reinforced wooden load floor covering
- Resin-coated 9mm laminate plywood load floor covering
- Half-height plastic load lining panels
- Full-height lightweight 4.7mm plastic honeycomb load lining panels and wheel arch projection
- Resin-coated laminate plywood wheel arch protection.



VX_VIV_21545



VX_VIV_23369



VX_VIV_21881

5. Climate and Cruise Pack. Air conditioning with air recirculation (cab only), CD 18 BT USB, cruise control.

6. Optional rear-view camera. Provides clear rearward vision by displaying in the rear-view mirror.

7. Bulkheads. Vivaro can be specified with a full steel or glazed bulkhead.

PRACTICALITY OFF THE SHELF

An organised workspace is an essential foundation for a job well done. Give your Vivaro a flying start by ordering our factory-fitted workspace solutions from Bott.

Available for L1 and L2 Vivaro models, Bott Vario is an advanced storage system which allows you to create and organise an efficient workspace fit for all your business needs.

Turn your Vivaro into a workshop on wheels

- Choice of two flexible systems
- Efficient solution for maximum storage capabilities
- Intelligent design with reduced weight to maximise payload
- High quality finish and installation
- Uncompromising robustness and stability, designed for maximum longevity
- Safe storage for maximum peace of mind – crash tested in accordance with ECE R44

bott

Bott Vario is a supplementary, reversible enhancement supplied and supported by Bott Limited. General Motors UK Limited (T/A Vauxhall Motors) does not give any warranty for any of the package parts and is not liable for their quality. Specific spare parts can be ordered from Bott. The racking system reduces the maximum payload of the base vehicle.



The Pack One system illustrated also features full-height 4.7mm plastic honeycomb load lining panels, optional at extra cost.



PACK ONE

The Pack One racking solution offers secure shelf and floor storage complete with a non-slip flooring to complete the specification.

1. Offside unit – 1525W x 320D x 1000H

Module specification:

- End frames with corner protection
- 2 x low front shelf with anti-slip mat
- Base compartment with lashing rail and ratchet strap
- Resin-coated, non-slip moisture repellent 9mm birch multiplex flooring

2. Nearside unit – 1025W x 420D x 900H

Module specification:

- End frames with corner protection
- 1 x low front shelf with anti-slip mat and divider
- 1 x low front shelf
- Base compartment with lashing rail and ratchet strap
- Resin-coated, non-slip moisture repellent 9mm birch multiplex flooring



VX_VIV_25711



VX_VIV_25708



VX_VIV_25704



VX_VIV_25701



VX_VIV_25703

PACK TWO

With efficient compartments that can be configured to your individual needs, and full-height lining, Pack Two offers secure storage and quick access to tools and materials.

3. Offside unit – 2050W x 320D x 1000H

Module specification:

- End frames with corner protection
- 1 x 2000mm wide low front shelf with 2 dividers
- 1 x low front shelf with 4x Bott storage boxes
- 1 x low front shelf with 7x Bott storage boxes
- 1 x low front shelf with anti-slip mat
- 1 x low front shelf with anti-slip mat and divider
- Base compartment with lashing rail and ratchet strap **6**
- Full-height white plastic load lining
- Resin-coated, non-slip moisture repellent 9mm birch multiplex flooring **7**

4. Nearside unit – 1025W x 420D x 900H

Module specification:

- End frames with corner protection
- 1 x low front shelf with anti-slip mat
- 1 x low front shelf with 7x Bott storage boxes
- A4 aluminium document pocket **5**
- Base compartment with lashing rail and ratchet strap **6**
- Full-height white plastic load lining
- Resin-coated, non-slip moisture repellent 9mm birch multiplex flooring **7**

ACCESSORIES

Vauxhall options and accessories are all about choice – selecting your Vivaro then personalising it to suit the way you work.

There's a comprehensive range of Genuine Vauxhall Accessories all designed and manufactured to the same exacting standards as the van itself.

We've only shown a selection of what's available here; for the complete range please contact your local retailer for further information.

1. Roof carrier system. The base roof carrier system can be fitted with a steel roof rack complete with loading roller to help manoeuvre and secure goods on the roof easily and safely. A steel loading ladder and roof walkway are also available.



VX_VIV_26268



- 2. Base carrier.** The sure-fire way to fasten long or awkward loads to the roof. The base carrier works best with a roof rack, ladder clamp, loading bars and load stop.
- 3. Rear mudflaps.** The essential accessory designed to protect the lower bodywork against stone chips, grit and other road material.
- 4. Tow bars.** Available in a choice of fixed or detachable, ball, jaw or pin design, Vivaro's tow bars are available for a trailer load of up to 2000kg.
- 5. Load area protection.** Full-height plywood load lining and wheel arch protection help safeguard the loadspace area.
- 6. Interior roof rack.** Utilises the normally unused space under the vehicle roof to enable the loading of bulky items safely inside the load area.
- 7. Load area entry guard.** Covers and protects the rear bumper when loading and unloading.

EXTERIOR COLOURS

Stylish hard-working vans deserve a striking paint scheme to match.

SOLID




Glacier White



Ink Blue*

BRILLIANT**



Flame Red



Spring Green



Iron Grey

Due to the limitations of the printing process, the colours reproduced may vary from the actual colour. As a result they should be used as a guide only. Please note: Certain alternative colours are available for special order on Vivaro. Restrictions apply so please consult your Commercial Vehicle retailer for more details.

TWO-COAT METALLIC**



Panorama Blue



Midnight Black



Cassiopeia Silver



Copper Brown



Jasper Brown



Platinum Silver

*Not available on Sportive or Limited Edition models or in conjunction with Appearance Packs.
**Optional at extra cost. No-cost option on Sportive and Limited Edition.

INTERIOR TRIMS

A smart van interior says a lot about your business.

BLUE TRICESS - STANDARD MODELS




VX_VIV_21570



VX_VIV_21573

Blue Tricess cloth seat insert.

BLACK CONNECT – SPORTIVE MODELS*/LIMITED EDITION NAV



Black Connect embossed cloth seat insert.

*Also available as part of Appearance Pack 2 on Combi models.

SIBERIA CHALLENGE

Underlining the model's inherent reliability and durability, the Vivaro completed a 12,000 mile road trip across Europe and Asia – the longest possible journey overland without crossing an ocean. The journey began at the Luton factory where the new model is produced.

The route tested the team across a challenging mix of high-speed autobahns, broken tarmac, tracks across Mongolia's vast Steppe and 2,000 miles of graded dirt in Siberia – a massive achievement for a standard front-wheel drive van. It included a stretch of the notorious M56 Kolyma Highway through the Russian Far East – often referred to as 'The Road of Bones'. The expedition, designed as a fundraiser for the charity Help for Heroes, saw a team including ex-soldiers, a mechanic and a medic embark on the journey of a lifetime in three Vivaro vans.

The route from Europe's most westerly road to Asia's most Easterly took in two continents and 17 countries. Final destination was the remote city of Magadan in Siberia. Needless to say, Vivaro passed the test with flying colours.

For more details about the Vivaro's incredible trek, log on to www.vauxhall.co.uk/siberiachallenge





“This was the opportunity of a lifetime for the ex-servicemen and women to take part in a memorable two-month journey to help them re-adjust to civilian life. It was also the perfect opportunity to demonstrate that the Vivaro is built to take it all.”

**Steve Bryant,
Brand Manager
Vauxhall Commercial Vehicles**



VAUXHALL COMMERCIAL VEHICLES. THE WHEELS OF YOUR BUSINESS.

Whatever your load, Vauxhall Commercial Vehicles are designed to help you deliver a top quality job. Our award-winning line-up can actively enhance the operating efficiency of your business by delivering



Jonathan Mounsey, Managing Director of JD Mounsey Ltd, said...

'The plan is to become a 100 per cent Vauxhall Fleet. There's no better combination of residual value, low running costs and reliability. They do the job.'



outstanding load-carrying potential, low running costs and day-long driver comfort. Whichever Vauxhall Commercial Vehicle you choose, you can also rest assured that Vauxhall's nationwide network of retailers will go the extra mile to meet all your servicing and maintenance needs.

But why take our word for it? Vauxhall's commitment to keeping your business moving is recognised by van operators of all sizes across the length and breadth of the country...



Mike Sinclair, Senior Property Partner, Aberdeen Considine said...

'Our fleet of 23 Corsavan Sportives is a reflection on our business, reinforcing our professional image. Not only that, we've found them economical, reliable and fun to drive.'



Richard Fox, Managing Director of ITE Projects said...

'We rely totally on our vehicles to ensure we are available 24/7 to service our customers' critical requirements. The Combo van is proving to be as reliable as we are.'



Russell Lelliot, Managing Director, RSL Transport said...

'We've been running Movanos for years. Our two new Movanos save around 4mpg when full, compared to the old models. Which over almost 3,000 miles per week per van, is a big saving!'



FLEXDOCK – tablet docking station.



R 16 BT USB with digital radio.



Steering mounted audio controls.



USB connectivity and coin holder.

AUDIO, COMMUNICATION AND NAVIGATION

Features	Panel Van	Doublecab	Sportive Panel Van	Sportive Doublecab	Limited Edition	Ltd. Ed. Doublecab	Platform Cab	Combi
Navigation Pack (H1 only)⁴ • Satellite navigation – NAVI 50 IntelliLink • Rear parking distance sensors • Rear-view camera • One-touch facility for electrically operated front windows • Three-button key • Selective door locking	○	○	○	○				○
R 16 BT USB • Digital radio • AM/FM stereo radio with 6-station presets • Aux-in socket • Bluetooth® connectivity • USB connection • 20 watts per channel output • 2 speakers ⁶	●	●	N/C ⁷	N/C ⁷	N/C ⁷	N/C ⁷	●	●
CD 18 BT USB • CD/MP3 CD player • Digital radio • AM/FM stereo radio with 6-station presets • Aux-in socket • Bluetooth® connectivity • USB connection • 20 watts per channel output • 2 speakers ⁶	○	○	●	●			○	○
NAVI 50 IntelliLink • Satellite navigation • 7-inch colour touchscreen • Major route mapping for Western Europe • IntelliLink • Digital radio • AM/FM stereo radio with 12-station presets • Aux-in socket • Bluetooth® connectivity • USB connection • Siri voice control • 20 watts per channel output • 2 speakers ⁶	○	○	○	○	●	●	○	○
NAVI 80 IntelliLink • Satellite navigation • 7-inch colour touchscreen • Major route mapping for Europe • IntelliLink • Digital radio • AM/FM stereo radio with 12-station presets • SD card reader • Aux-in socket • Bluetooth® connectivity • USB connection • Integrated voice control • 20 watts per channel output • 2 speakers ⁶ (only available in conjunction with cruise control)	○	○	○	○	○	○	○	○
FLEXDOCK – universal smartphone docking station (up to 4.7-inch)	○	○	○	○	●	●	○	○
FLEXDOCK – tablet docking station (4.8 - 10.6-inch) (not available with optional audio units)	○	○	N/C ⁷	N/C ⁷			○	○

INTERIOR FEATURES

Standard features • Vinyl floor covering in cabin area • Two bulkhead-mounted coat hooks • Fade down cabin area courtesy light • Door armrests • Front door pockets with bottle holder • Full-length, soft-trimmed saloon headlining (Combi) • Half-height interior saloon panelling (Combi) • Rubber floor covering (Combi)

● = Standard equipment. ○ = Optional at extra cost. ◻ = Only available as part of an extra-cost option pack. N/C = No-cost option.

1 = Mandates single passenger seat. 2 = Mandates one-touch electrically operated windows. 3 = Start/Stop models only. Only available in conjunction with electronic climate control and one-touch facility for electrically operated front windows. 4 = Only available in conjunction with Lighting Pack (standard models) or Sight and Light Pack (Sportive models). 5 = Only with R 16 audio unit. Digital tachograph is not available with optional audio units. The digital tachograph option must be specified at time of ordering as it cannot be fitted retrospectively. Vehicles fitted with tachograph include odometer display, in kilometres, replacing standard odometer display on instrument cluster. Option price for digital tachograph does not include calibration which must be carried out at an approved tachograph centre within 14 days of the vehicle's registration. **Please note:** The legislation regarding the use of tachographs is complex and operators should seek independent advice or speak to the CV specialist within a Vauxhall Commercial Vehicle retailer to ensure compliance. Alternatively your local DVLA office will also be able to provide clarification of the relevant legislation. 6 = Combi models are fitted with four speakers. 7 = R 16 BT USB audio unit with FLEXDOCK tablet docking station available at no extra cost in lieu of standard CD 18 BT USB audio unit.

Please note: The air conditioning in vehicles with N1 type approval relies upon fluorinated greenhouse gases (R 134a) for its functioning. The front system contains a quantity of overall 580g of R 134a, which corresponds to a CO₂ equivalent of 0.83 tons. The front and rear system contains a quantity of overall 890g of R 134a, which corresponds to a CO₂ equivalent of 1.27 tons. The global warming potential amounts to 1430. Information acc. to R (EU) No. 517/2014.

LOAD AREA

Standard features • Nearside sliding side-access door • Illuminated load area • Side load restraint lashing eyes (L1/L2 -10) • Floor load restraint lashing eyes (L1 – 8/L2 – 10)
• Unglazed rear doors (90°/165° opening)

Additional features	Panel Van	Doublecab	Sportive Panel Van	Sportive Doublecab	Limited Edition	Ltd. Ed. Doublecab	Platform Cab	Combi
Loading Pack with cargo lining • Unglazed steel bulkhead with FlexCargo load-through facility • Dual front passenger seat with storage, rotating clipboard, fold-flat centre and load through compatibility • Rubber-coated reinforced wooden load-floor covering • Half-height plastic load lining panels	○							
Bott® Vario Racking System – Pack One (H1 only) ¹⁰	○		○		○			
Bott® Vario Racking System – Pack Two (H1 only) ¹⁰	○		○		○			
Full-height unglazed steel bulkhead	●							
Full-height unglazed steel bulkhead with FlexCargo load-through facility			●		●			
Full-height steel glazed bulkhead	○							
Full-height ABS plastic bulkhead with window		●		●		●		
Offside sliding side-access door	○		○		○			
Offside sliding side-access door with fixed windows to both nearside and offside doors ¹¹	○	●	○	●		●		●
Offside sliding side-access door with sliding windows to both nearside and offside doors ¹¹	○	○	○	○	○	○		○
Rubber-coated reinforced wooden load floor covering	○		○		○			
Resin-coated laminate plywood load floor covering (H1 only. Not available with tailgate option)	○	○	○	○	○	○		
Half-height plastic load lining panels	○		○		○			●
Full-height lightweight plastic honeycomb side load lining panels (H1 only)	○	○	○	○	○	○		
Full-height coated wooden load lining panels (H1 only)	○	○	○	○	○	○		
Resin-coated laminate plywood wheel arch protection (H1 only) ¹²	○	○	○	○	○	○		
Vertical luggage restraint – half-height solid with black upper mesh								○
Luggage cover								○
Glazed rear doors (90°/165° opening)	○ ¹³	○	○ ¹³	○	○ ¹³	○		○
270° opening unglazed rear doors (L2 H1 only)	○	○	○	○	○	○		
270° opening glazed rear doors (L2 H1 only)	○ ¹³	○	○ ¹³	○	○ ¹³	○		
Glazed tailgate (only available with heated rear window with wash/wipe facility option – H1 only)	○ ¹³	○	○ ¹³	○	○ ¹³	○		●
Heated rear window(s) with wash/wipe facility (only available with glazed rear door or tailgate options)	○ ¹³	○	○ ¹³	○	○ ¹³	○		●

● = Standard equipment. ○ = Optional at extra cost. □ = Only available as part of an extra-cost option pack.

8 = Not available with dual front passengers' seat and FlexCargo bulkhead. Sportive/Limited Edition models will be supplied with full-height steel bulkhead when this option is specified. 9 = Only available in conjunction with either driver and front passenger's curtain airbags and driver's side-impact airbag or single front passenger's seat with driver and front passenger's curtain and side-impact airbags. 10 = Not available with load lining (Pack Two), floor covering, offside sliding side-access door or tailgate options. 11 = Only available with glazed rear doors or tailgate options. 12 = Only available in conjunction with resin-coated laminate plywood load floor covering and full-height side load lining panels. 13 = Only available with glazed bulkhead options.

EXTERIOR FEATURES

Standard features • Electrically operated front windows • Electrically adjustable/heated door mirrors • Daytime running lights • Tinted glass • Two-speed windscreen wipers with variable intermittent wipe and electric screenwash • Lights-on audible warning • Electric headlight beam levelling • Twin adjustable and foldable door mirrors (wide-angle on driver's side) • High-level tail lights • High-level brake light • Twin reversing lights • Rear fog light • Body side-protection mouldings • Side repeat indicators

Additional features	Panel Van	Doublecab	Sportive Panel Van	Sportive Doublecab	Limited Edition	Ltd. Ed. Doublecab	Platform Cab	Combi
Lighting Pack • Front fog lights • Automatic lighting control • Rain-sensitive windscreen wipers	○	○						○
Sight and Light Pack • Automatic lighting control • Rain-sensitive windscreen wipers			○	○	●	●		
Appearance Pack One ¹⁴ • Body-colour front bumper • Body-colour rear quarter bumpers	○ ¹⁵	○						○
Appearance Pack Two ¹⁴ • Leather-covered steering wheel • Black Connect embossed cloth seat trim • Chrome-effect instrument surrounds • Lidded storage compartment above glovebox • LED daytime running lights • Front fog lights • Full-diameter wheel trims • Body-colour front bumper • Body-colour rear quarter bumpers								○
Front fog lights	○	○	●	●	●	●	○	○
Rain-sensitive windscreen wipers	□	□	□	□	●	●		□
Automatic Lighting Control (ALC)	□	□	□	□	●	●		□
One-touch facility for electrically operated front windows	○	○	●	●	●	●	○	○
Rear parking distance sensors	○	○	●	●	●	●		○
Rear-view camera			○	○	○	○		
Rear parking distance sensors with rear-view camera (H1 only) ⁴	○	○						○
Tow bar with 13-pin electrics (includes trailer stability programme and does not suit trailers with LED lights) ¹⁶	○	○	○	○	○	○		○
Body-colour door mirrors			●	●	●	●		
Body-colour side-protection mouldings			●	●	●	●		
Body-colour front bumper	□	□	●	●	●	●		□
Body-colour rear bumper, quarter bumpers and rear light cluster surrounds			●	●	●	●		
Full glazing (only available when offside sliding side-access door is specified)	○		○		○			●
Dark-tinted rear glazing (H1 only) ¹⁷	○	○	○	○	○	○		○
Long arm exterior mirrors – for conversions with an overall width of 2.17 to 2.35 metres							○	
Brilliant paint (Flame Red, Iron Grey or Spring Green)	○	○	N/C	N/C	N/C	N/C	○	○
Two-coat metallic paint (Midnight Black, Panorama Blue, Cassiopeia Silver, Copper Brown, Jasper Brown or Platinum Silver)	○	○	N/C	N/C	N/C	N/C	○	○
Special paint ¹⁸	○	○					○	○
Unique colour-coded graphics – bonnet, roof (cabin only) and side panels					●	●		



16-inch full-diameter wheel trims.



17-inch five-spoke alloy wheels.



Front fog lights.



LED daytime running lights.

MECHANICAL

Standard features • Six-speed manual gearbox • Power-assisted steering • ECO engine mode including switchable engine mapping for improved fuel economy and reduced power drain from heater and air conditioning (when fitted)

Additional features	Panel Van	Doublecab	Sportive Panel Van	Sportive Doublecab	Limited Edition	Ltd. Ed. Doublecab	Platform Cab	Combi
Engine-driven power take-off with six-pin/two-pin connector	○	○	○	○	○	○	○	
CANbus interface	○	○	○	○	○	○	○	○
Six-pin/two-pin connector for conversions	○	○	○	○	○	○	○	○
Speed limiter – choice of three: 56mph (90km/h), 62mph (100km/h) or 68mph (110km/h)	○	○	○	○	○	○	○	○

WHEELS AND TYRES

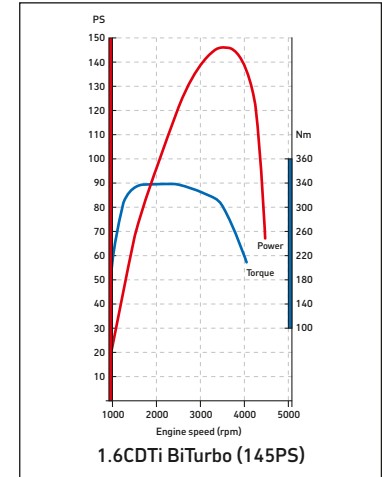
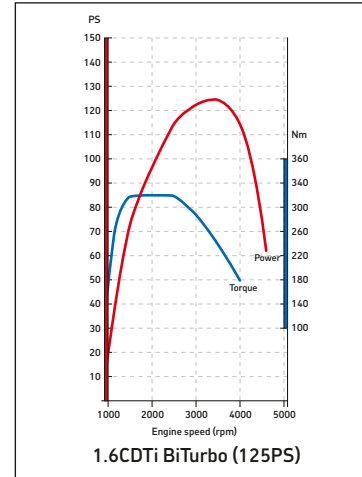
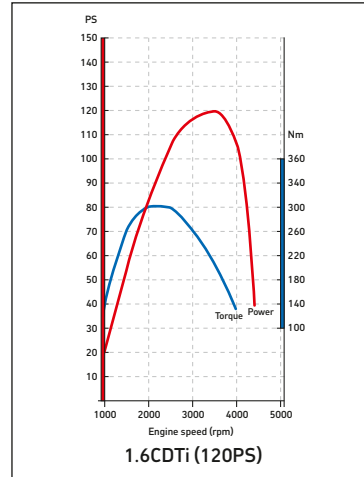
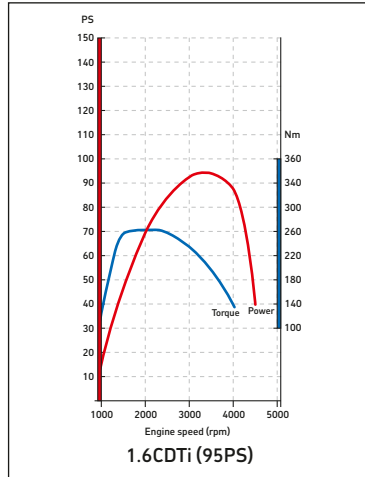
Features	Panel Van	Doublecab	Sportive Panel Van	Sportive Doublecab	Limited Edition	Ltd. Ed. Doublecab	Platform Cab	Combi
205/65 R 16 tyres	●	●	●	●			●	●
215/65 R 16 tyres (145PS models only)	●		●					●
16-inch steel wheels with centre covers	●	●					●	●
16-inch steel wheels with full-diameter wheel trims			●	●				□
17-inch five-spoke alloy wheels with 215/60 R 17 tyres	○ ¹⁹	○	○	○	●	●		○
All-season tyres (205/65 R 16)	○	○	○	○			○	○
Full-size steel spare wheel	●	●	●	●	●	●	●	●
Tyre inflation kit in lieu of spare wheel	N/C	N/C	N/C	N/C	N/C	N/C	N/C	N/C ²⁰

● = Standard equipment. ○ = Optional at extra cost. □ = Only available as part of an extra-cost option pack. N/C = No-cost option.

4 = Only available in conjunction with Lighting Pack (standard models) or Sight and Light Pack (Sportive models). 14 = Not available when Ink Blue paint is specified. 15 = H2 models are only available with Appearance Pack when Glacier White or Platinum Silver colours are specified. 16 = Unless the user qualifies for a specific exemption, vehicles operated with a trailer, where the combined weight of the vehicle, trailer and payload exceeds 3500kg, will need a digital tachograph. For trailers with LED lights use genuine Vauxhall Accessory tow bars which also include trailer stability programme. 17 = Only available with glazed rear doors with heated windows and wash/wipe facility or tailgate options. 18 = Special paint available at extra cost. Please consult your retailer for details. Restrictions apply and minimum quantity may be required. Fleet customers should contact their Vauxhall fleet sales manager. 19 = Not available on H2 models. 20 = Excludes L2 Combi models.

TECHNICAL DATA

DIESEL ENGINES – EURO 6



	1.6CDTi (95PS) BlueInjection with or without Start/Stop	1.6CDTi (120PS) BlueInjection	1.6CDTi BiTurbo (125PS) BlueInjection Start/Stop	1.6CDTi BiTurbo (145PS) BlueInjection Start/Stop
Capacity	1598cc	1598cc	1598cc	1598cc
Maximum power	95PS (70kW) @ 3500rpm	120PS (89kW) @ 3500rpm	125PS (92kW) @ 3500rpm	145PS (107kW) @ 3500rpm
Maximum torque	260Nm (192 lb.ft.) @ 1500rpm	300Nm (221 lb.ft.) @ 1750rpm	320Nm (236 lb.ft.) @ 1500rpm	340Nm (251 lb.ft.) @ 1750rpm
Configuration	4 cylinders, 4 valves per cylinder, double overhead camshafts			
Fuel/induction system	Variable geometry turbocharger with intercooler. Common rail fuel injection		Twin variable geometry turbochargers with intercoolers. Common rail fuel injection	
Service interval	25,000 miles or two-years (whichever occurs sooner)			

Please note: Vehicles with BlueInjection technology will need regular AdBlue® top-ups also between servicing requirements. An indicator integrated into the on-board computer will warn you when you need to top up. More information under www.vauxhall.co.uk/blueinjection. In accordance with regulations R (EC) No. 715/2007 and R (EC) No. 692/2008 (in the versions respectively applicable).



BiTurbo engines.



Six-speed manual gearbox.



Electronic Stability Programme (ESP-plus).



16-inch steel wheels with centre caps.

Vauxhall Assistance and Warranties*

Every Vivaro comes with:

- A three-year vehicle warranty consisting of a one-year/unlimited mileage manufacturer's warranty and a second and third year manufacturer's warranty with a 100,000 miles limitation
- Vauxhall Assistance for 12 months from first registration
- Six years' body panel anti-perforation warranty

* = Warranty is only available on vehicles sourced from General Motors UK Limited. Terms and conditions apply – please see your Vauxhall retailer for details.

Transmission

- Front-wheel drive
- Six-speed manual

Steering

- Hydraulic power-assisted rack and pinion system
- Energy-absorbing steering column
- Maximum turning circles (kerb-to-kerb):
L1 – 11.8m (38.7ft.)
L2 – 13.2m (43.3ft.)

Suspension

Front:

- Independent MacPherson strut with gas-pressure dampers

Rear:

- Independent four-link, progressive-rate, mini-block springs with gas-pressure dampers

Electronic stability

- Electronic Stability Programme (ESP-plus)
- Trailer stability programme (fitted when the optional tow bar is specified)
- Traction control

Brakes

- Anti-lock Braking System (ABS) with electronic brakeforce distribution
- Hill start assist
- Emergency brake assist

Front ventilated disc brakes:

296mm x 28mm

Rear disc brakes:

280mm x 12mm

Electrics

Maintenance-free battery: 80Ah

(Air conditioned models: 70Ah)

Alternator: 185A

(Air conditioned models: 150A)

Body

- Aerodynamic drag co-efficient: Cd 0.352 (ecoFLEX models Cd 0.34)

Fuel tank capacity

- 80 litres (17.0 gallons)

Wheels and tyres

- 16-inch steel wheels with centre caps
- 16-inch steel wheels with full-diameter wheel trims (Sportive models)
- 17-inch five-spoke alloy wheels (Limited Edition models)
- 16-inch steel spare wheel
- Anti-theft spare wheel cradle

Panel Van 95/120/125PS, Doublecab and Platform Cab models:

205/65 R 16 tyres

Panel Van 145PS and Combi models:

215/65 R 16 tyres

Limited Edition models:

215/60 R 17 tyres

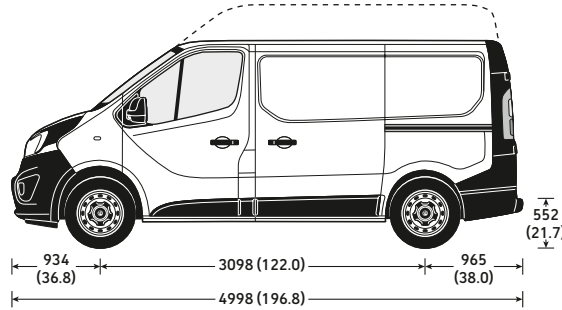
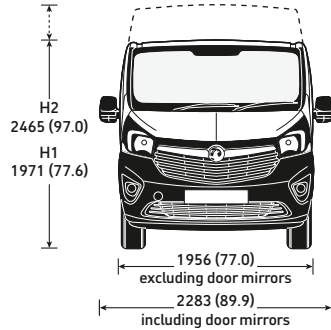
TYRE RATINGS

Tyre size	Fuel efficiency group	Wet grip performance	External noise	
			Measured (dB)	Group
205/65 R 16	C-E	B-E	71-72	(B)
215/65 R 16	C	B	70	(B)
215/60 R 17	C	B	70	(B)

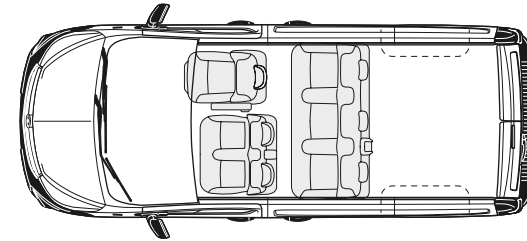
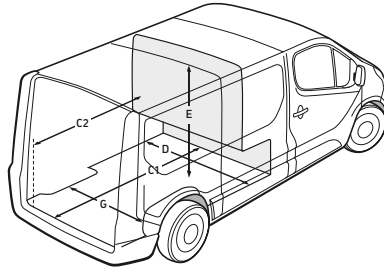
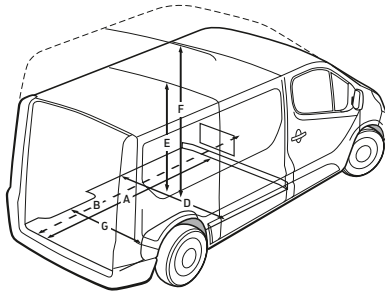
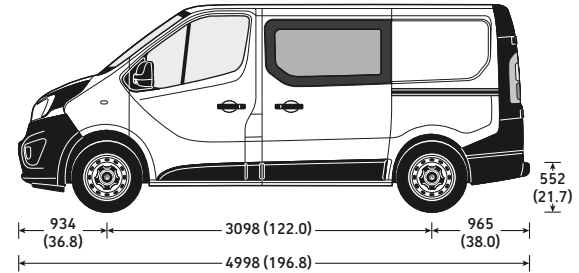
Tyre rating according to EU Regulation 1222/2009

L1 PANEL VAN / DOUBLECAB

L1 H1/H2 Panel Van



L1 H1 Doublecab



Dimensions mm (inches). Heights shown unladen.

INTERIOR DIMENSIONS mm (inches)

Loadspace	L1
A Panel van maximum length at load floor	2537 (99.9)
B Panel van with load-through facility maximum length to seat*	2967 (116.8)
B Panel van with load-through facility maximum length to front footwell*	3750 (147.6)
C1 Doublecab maximum length at load floor	2023 (79.6)
C2 Doublecab maximum length behind rear seats	1340 (42.7)
D Maximum width	1662 (65.5)
E Maximum height – H1	1387 (54.6)
F Maximum height – H2	1898 (74.7)
G Width between wheel arches	1268 (49.9)

Side door(s)	L1
Aperture height	1284 (50.5)
Aperture width	1030 (40.5)
Rear doors	
Aperture height – H1	1320 (52.0)
Aperture height – H2	1820 (71.6)
Aperture width (at floor)	1391 (54.8)
Loading height	552 (21.7)

LOADSPACE VOLUMES VDA method cu.m (cu.ft.)

H1 Panel Van	5.2 (183.6)	H2 Panel Van	7.2 (254.3)	H1 Doublecab	3.2 (113.0)
--------------	-------------	--------------	-------------	--------------	-------------

* = Approximate. Front passenger outer seat cannot be used when the FlexCargo load-through facility to footwell is in operation.

WEIGHTS AND TOWING DATA

Model	Plated weights and kerbweights kg				Payload kg (see notes below)	Towing weights Trailer with brakes (without brakes) kg	Plated Gross Combination Weights (GCW) kg
	Front axle Plated	Rear axle Plated	Total GVW	Kerb			
L1 H1 Panel Van (Euro 6)							
2700 1.6CDTi (95PS/120PS) BlueInjection	1585	1650	2800	1725	1075	2000 (750)	4800
2700 1.6CDTi (95PS) S/S ecoFLEX BlueInjection	1585	1650	2800	1725	1075	2000 (750)	4800
2700 1.6CDTi BiTurbo (125PS) S/S BlueInjection	1585	1650	2820	1743	1077	2000 (750)	4820
2900 1.6CDTi (95PS/120PS) BlueInjection	1585	1650	2960	1725	1235	2000 (750)	4960
2900 1.6CDTi (95PS) S/S ecoFLEX BlueInjection	1585	1650	2960	1725	1235	2000 (750)	4960
2900 1.6CDTi BiTurbo (125PS/145PS) S/S BlueInjection	1585	1650	2980	1743	1237	2000 (750)	4980
L1 H2 Panel Van (Euro 6)							
2900 1.6CDTi BiTurbo (125PS) S/S BlueInjection	1585	1650	2980	1822	1158	2000 (750)	4980
L1 H1 Doublecab (Euro 6)							
2900 1.6CDTi (95PS/120PS) BlueInjection	1585	1650	2834	1845	989	2000 (750)	4834
2900 1.6CDTi (95PS) S/S ecoFLEX BlueInjection	1585	1650	2834	1845	989	2000 (750)	4834
2900 1.6CDTi BiTurbo (125PS/145PS) S/S BlueInjection	1585	1650	2844	1855	989	2000 (750)	4844

Note: Kerbweights are minimum vehicle kerbweight according to European Type Approval and include all fluids, tools and a 90% fuel load. They will vary according to the vehicle specification (including options and accessories) with a corresponding variation in payload. Kerbweights are also subject to manufacturing tolerances (EU Legislation allows 5% tolerance). **Payload** figures do not allow for the weight of the driver, or any passengers, which should therefore be deducted from the figures shown. UK Specification adds alarm pre-wiring, DAB radio and deadlocks to base vehicle adding 15kg and should be deducted from payload. **Sportive** specification adds a further 30kg to Sportive Panel van, and 40kg on Sportive Doublecab models with a corresponding decrease in payload. **Limited Edition** specification adds a further 45kg to Limited Edition Panel van, and 55kg on Limited Edition Doublecab models with a corresponding decrease in payload. **Gross plated weights** (including axle weights) quoted on the vehicle plate are to UK plated weight specification and must never be exceeded. **Roof load** should not exceed 200kg (150kg on H2 models) including the weight of the roof rack/carrier. S/S = Start/Stop.

FUEL ECONOMY AND EMISSIONS

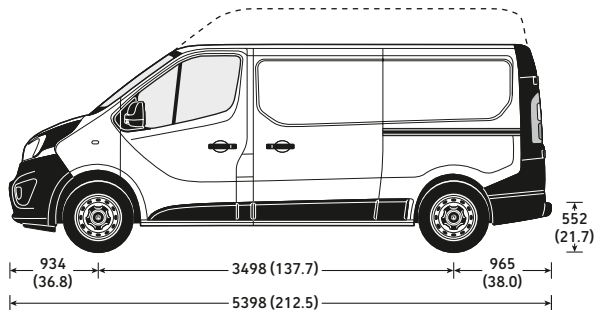
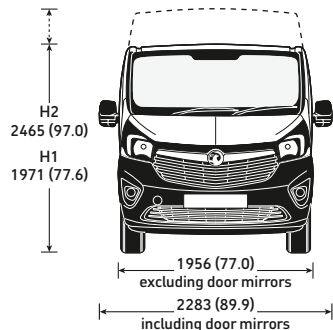
	Fuel economy mpg (litres/100km)#			CO ₂ (g/km)#
	Urban driving	Extra-urban driving	Combined figure	
L1 H1 Panel Van (Euro 6)				
2700/2900 1.6CDTi (95PS/120PS) BlueInjection	36.2 (7.8)	48.7 (5.8)	43.4 (6.5)	170
2700/2900 1.6CDTi (95PS) S/S ecoFLEX BlueInjection	39.2 (7.2)	50.4 (5.6)	46.3 (6.1)	160
2700/2900 1.6CDTi BiTurbo (125PS) S/S BlueInjection	40.9 (6.9)	51.4 (5.5)	47.0 (6.0)	155
2700/2900 1.6CDTi BiTurbo (145PS) S/S BlueInjection	39.8 (7.1)	50.4 (5.6)	46.3 (6.1)	160
L1 H2 Panel Van (Euro 6)				
2900 1.6CDTi BiTurbo (125PS) S/S BlueInjection	38.7 (7.3)	43.5 (6.5)	41.5 (6.8)	175
L1 H1 Doublecab (Euro 6)				
2900 1.6CDTi (95PS/120PS) BlueInjection	35.3 (8.0)	47.0 (6.0)	42.1 (6.7)	174
2900 1.6CDTi (95PS) S/S ecoFLEX BlueInjection	38.7 (7.3)	48.7 (5.8)	44.8 (6.3)	164
2900 1.6CDTi BiTurbo (125PS) S/S BlueInjection	40.3 (7.0)	50.4 (5.6)	46.3 (6.1)	159
2900 1.6CDTi BiTurbo (145PS) S/S BlueInjection	39.2 (7.2)	48.7 (5.8)	44.8 (6.3)	164

= Fuel consumption information is official government environmental data, tested in accordance with the relevant EU directive. Official EU-regulated test data is provided for comparison purposes and actual performance will depend on driving style, road conditions and other non-technical factors.

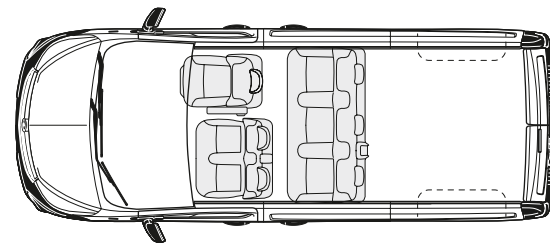
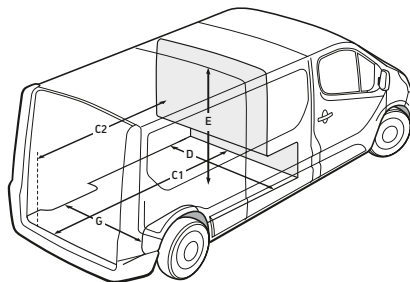
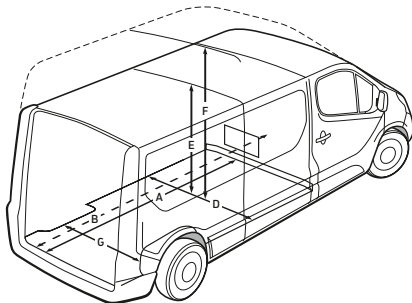
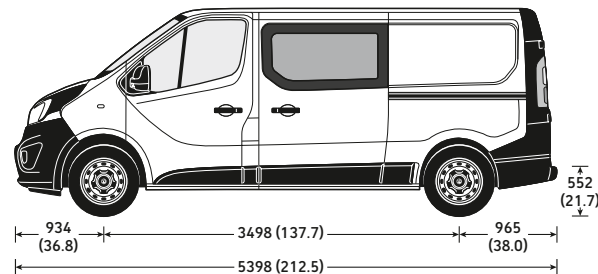
S/S = Start/Stop.

L2 PANEL VAN / DOUBLECAB

L2 H1/H2 Panel Van



L2 H1 Doublecab



Dimensions mm (inches). Heights shown unladen.

INTERIOR DIMENSIONS mm (inches)

Loadspace	L2
A Panel van maximum length at load floor	2937 (115.6)
B Panel van with load-through facility maximum length to seat*	3367 (132.5)
B Panel van with load-through facility maximum length to front footwell*	4150 (163.4)
C1 Doublecab maximum length at load floor	2423 (95.4)
C2 Doublecab maximum length behind rear seats	1740 (68.5)
D Maximum width	1662 (65.5)
E Maximum height – H1	1387 (54.6)
F Maximum height – H2	1898 (74.7)
G Width between wheel arches	1268 (49.9)

* = Approximate. Front passenger outer seat cannot be used when the FlexCargo load-through facility to footwell is in operation.

Side door(s)	L2
Aperture height	1284 (50.5)
Aperture width	1030 (40.5)
Rear doors	
Aperture height – H1	1320 (52.0)
Aperture height – H2	1820 (71.6)
Aperture width (at floor)	1391 (54.8)
Loading height	552 (21.7)

LOADSPACE VOLUMES VDA method cu.m (cu.ft.)

H1 Panel Van	6.0 (211.9)	H2 Panel Van	8.6 (303.7)	H1 Doublecab	4.0 (141.3)
--------------	-------------	--------------	-------------	--------------	-------------

WEIGHTS AND TOWING DATA

Model	Plated weights and kerbweights kg				Payload kg (see notes below)	Towing weights Trailer with brakes (without brakes) kg	Plated Gross Combination Weights (GCW) kg
	Front axle Plated	Rear axle Plated	Total GVW Kerb				
L2 H1 Panel Van (Euro 6)							
2900 1.6CDTi (95PS/120PS) BlueInjection	1585	1650	3030	1750	1280	2000 (750)	5030
2900 1.6CDTi (95PS) S/S ecoFLEX BlueInjection	1585	1650	3030	1750	1280	2000 (750)	5030
2900 1.6CDTi BiTurbo (125PS/145PS) S/S BlueInjection	1585	1650	3040	1760	1280	2000 (750)	5040
L2 H2 Panel Van (Euro 6)							
2900 1.6CDTi BiTurbo (125PS) S/S BlueInjection	1585	1650	3070	1870	1200	2000 (750)	5070
L2 H1 Doublecab (Euro 6)							
2900 1.6CDTi (95PS/120PS) BlueInjection	1585	1650	2940	1900	1040	2000 (750)	4940
2900 1.6CDTi (95PS) S/S ecoFLEX BlueInjection	1585	1650	2940	1900	1040	2000 (750)	4940
2900 1.6CDTi BiTurbo (125PS/145PS) S/S BlueInjection	1585	1650	2950	1910	1040	2000 (750)	4950

Note: Kerbweights are minimum vehicle kerbweight according to European Type Approval and include all fluids, tools and a 90% fuel load. They will vary according to the vehicle specification (including options and accessories) with a corresponding variation in payload. Kerbweights are also subject to manufacturing tolerances (EU Legislation allows 5% tolerance). **Payload** figures do not allow for the weight of the driver, or any passengers, which should therefore be deducted from the figures shown. UK Specification adds alarm pre-wiring, DAB radio and deadlocks to base vehicle adding 15kg and should be deducted from payload. **Sportive** specification adds a further 30kg to Sportive Panel van, and 40kg on Sportive Doublecab models with a corresponding decrease in payload.

Limited Edition specification adds a further 45kg to Limited Edition Panel van, and 55kg on Limited Edition Doublecab models with a corresponding decrease in payload. **Gross plated weights** (including axle weights) quoted on the vehicle plate are to UK plated weight specification and must never be exceeded. **Roof load** should not exceed 200kg (150kg on H2 models) including the weight of the roof rack/carrier.

FUEL ECONOMY AND EMISSIONS

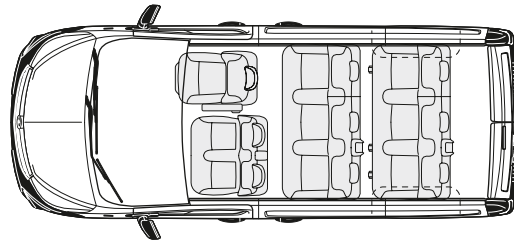
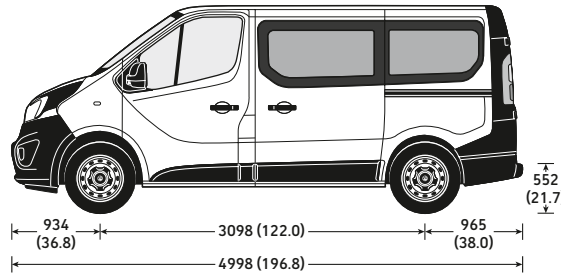
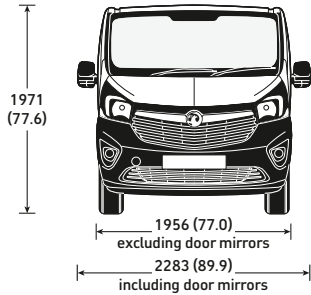
	Fuel economy mpg (litres/100km)#			
	Urban driving	Extra-urban driving	Combined figure	CO ₂ (g/km)#
L2 H1 Panel Van (Euro 6)				
2900 1.6CDTi (95PS/120PS) BlueInjection	35.3 (8.0)	47.0 (6.0)	42.1 (6.7)	174
2900 1.6CDTi (95PS) S/S ecoFLEX BlueInjection	38.7 (7.3)	48.7 (5.8)	44.8 (6.3)	164
2900 1.6CDTi BiTurbo (125PS) S/S BlueInjection	40.3 (7.0)	50.4 (5.6)	46.3 (6.1)	159
2900 1.6CDTi BiTurbo (145PS) S/S BlueInjection	39.2 (7.2)	48.7 (5.8)	44.8 (6.3)	164
L2 H2 Panel Van (Euro 6)				
2900 1.6CDTi BiTurbo (125PS) S/S BlueInjection	38.2 (7.4)	42.8 (6.6)	40.9 (6.9)	178
L2 H1 Doublecab (Euro 6)				
2900 1.6CDTi (95PS) BlueInjection	35.3 (8.0)	47.0 (6.0)	42.1 (6.7)	174
2900 1.6CDTi (95PS) S/S ecoFLEX BlueInjection	38.7 (7.3)	48.7 (5.8)	44.8 (6.3)	164
2900 1.6CDTi (120PS) BlueInjection	35.3 (8.0)	47.0 (6.0)	42.1 (6.7)	174
2900 1.6CDTi BiTurbo (125PS) S/S BlueInjection	40.3 (7.0)	50.4 (5.6)	46.3 (6.1)	159
2900 1.6CDTi BiTurbo (145PS) S/S BlueInjection	39.2 (7.2)	48.7 (5.8)	44.8 (6.3)	164

= Fuel consumption information is official government environmental data, tested in accordance with the relevant EU directive. Official EU-regulated test data is provided for comparison purposes and actual performance will depend on driving style, road conditions and other non-technical factors.

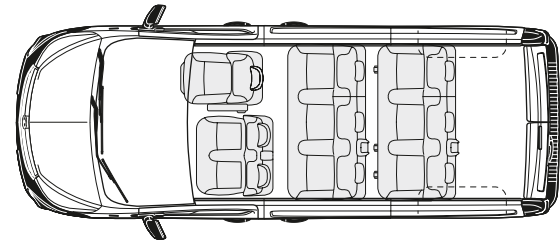
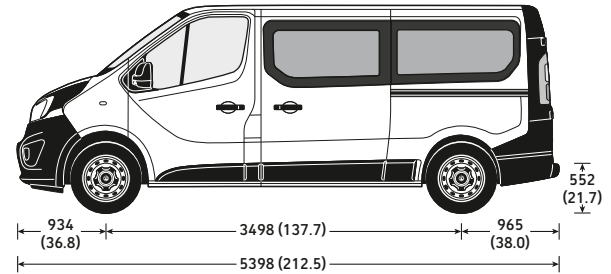
S/S = Start/Stop.

L1 / L2 COMBI

L1 Combi 9-seat



L2 Combi 9-seat



Dimensions mm (inches). Heights shown unladen.

INTERIOR DIMENSIONS mm (inches)

Loadspace	L1	L2
Maximum length behind rear seats	736 (30.0)	1136 (44.7)
Maximum width	1662 (65.5)	1662 (65.5)
Maximum height	1369 (53.9)	1369 (53.9)
Width between wheel arches	1268 (49.9)	1268 (49.9)
Side doors		
Aperture height	1284 (50.5)	1284 (50.5)
Aperture width	1030 (40.5)	1030 (40.5)
Rear doors		
Aperture height	1320 (52.0)	1320 (52.0)
Aperture width (at floor)	1391 (54.8)	1391 (54.8)
Loading height – standard roof	552 (21.7)	552 (21.7)

LOADSPACE VOLUMES cu.m (cu.ft.)

	L1	L2
Combi	1.0 (35.3)	1.8 (63.6)
Combi – third-row seats folded and stowed	2.1 (74.2)	2.9 (102.4)
Combi – third-row seats removed	3.2 (113.0)	4.0 (141.3)

WEIGHTS AND TOWING DATA

Model	Plated weights and kerbweights kg				Payload kg (see notes below)	Towing weights Trailer with brakes (without brakes) kg	Plated Gross Combination Weights (GCW) kg
	Front axle Plated	Rear axle Plated	Total GVW	Kerb			
L1 H1 Combi 9-seat (Euro 6)							
2900 1.6CDTi (95PS) S/S ecoFLEX BlueInjection	1585	1650	2880	1790	1090	2000 (750)	4880
2900 1.6CDTi BiTurbo (125PS) S/S BlueInjection	1585	1650	2970	1800	1170	2000 (750)	4970
L2 H1 Combi 9-seat (Euro 6)							
2900 1.6CDTi (95PS) S/S ecoFLEX BlueInjection	1585	1650	3010	1832	1178	2000 (750)	5010
2900 1.6CDTi BiTurbo (125PS) S/S BlueInjection	1585	1650	3020	1842	1178	2000 (750)	5020

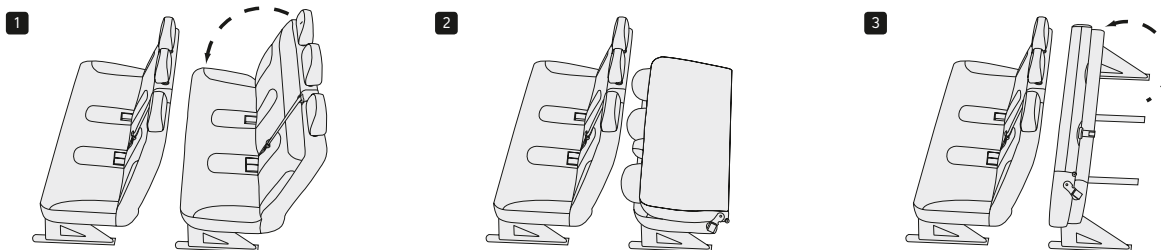
Note: Kerbweights are minimum vehicle kerbweight according to European Type Approval and include all fluids, tools and a 90% fuel load. They will vary according to the vehicle specification (including options and accessories) with a corresponding variation in payload. Kerbweights are also subject to manufacturing tolerances (EU Legislation allows 5% tolerance). **Payload** figures do not allow for the weight of the driver, or any passengers, which should therefore be deducted from the figures shown. UK Specification adds alarm pre-wiring, DAB radio and deadlocks to base vehicle adding 15kg and should be deducted from payload. **Sportive** specification adds a further 30kg to Sportive Panel van, and 40kg on Sportive Doublecab models with a corresponding decrease in payload. **Limited Edition** specification adds a further 45kg to Limited Edition Panel van, and 55kg on Limited Edition Doublecab models with a corresponding decrease in payload. **Gross plated weights** (including axle weights) quoted on the vehicle plate are to UK plated weight specification and must never be exceeded. **Roof load** should not exceed 200kg (150kg on H2 models) including the weight of the roof rack/carrier. S/S = Start/Stop.

FUEL ECONOMY AND EMISSIONS

Model	Fuel economy mpg (litres/100km)#			CO ₂ (g/km)#
	Urban driving	Extra-urban driving	Combined figure	
L1 H1 Combi (Euro 6)				
2900 1.6CDTi (95PS) S/S ecoFLEX BlueInjection	41.5 (6.8)	52.3 (5.4)	47.1 (6.0)	155
2900 1.6CDTi BiTurbo (125PS) S/S BlueInjection	44.1 (6.4)	55.4 (5.1)	50.4 (5.6)	145
L2 H1 Combi (Euro 6)				
2900 1.6CDTi (95PS) S/S BlueInjection	41.5 (6.8)	52.3 (5.4)	47.1 (6.0)	155
2900 1.6CDTi BiTurbo (125PS) S/S BlueInjection	44.1 (6.4)	55.4 (5.1)	50.4 (5.6)	145

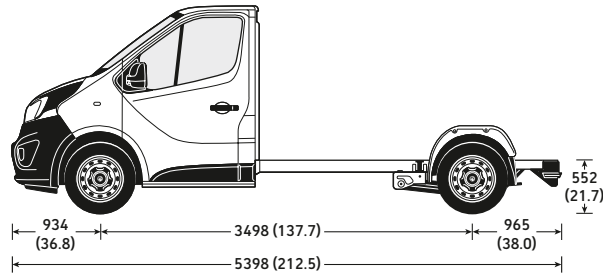
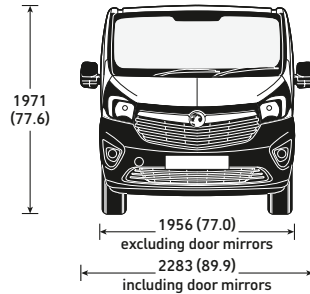
= Fuel consumption information is official government environmental data, tested in accordance with the relevant EU directive. Official EU-regulated test data is provided for comparison purposes and actual performance will depend on driving style, road conditions and other non-technical factors.
S/S = Start/Stop.

FOLDING THIRD-ROW SEAT



Combi's 'stow and fold' third-row seats (1-3) convert the 9-seat Combi into a six seater with additional luggage space, without having to remove any seats from the vehicle.

L2 PLATFORM CAB



Dimensions mm (inches). Heights shown unladen.

Platform cabs

Platform cabs are ideal for those conversions requiring a low floor and walk-through access from the cab. The interface panel makes for easy integration of the cab with the conversion body, while an extended-length wiring loom is available to power the rear lights or extended conversions.

All conversions must follow 'Conversion Requirements' guidelines available on: www.vauxhall.co.uk/conversiondata

WEIGHTS AND TOWING DATA

Model	Plated weights and kerbweights kg				Payload kg (see notes below)	Towing weights Trailer with brakes (without brakes) kg	Plated Gross Combination Weights (GCW) kg
	Front axle Plated	Rear axle Plated	Total GVW	Kerb			
L2 H1 Platform Cab (Euro 6)							
2900 1.6CDTi BiTurbo (125PS/145PS) S/S BlueInjection	1585	1735	3030	1541	1489	2000 (750)	5030

Note: Kerbweights are minimum vehicle kerbweight according to European Type Approval and include all fluids, tools and a 90% fuel load. They will vary according to the vehicle specification (including options and accessories) with a corresponding variation in payload. Kerbweights are also subject to manufacturing tolerances (EU Legislation allows 5% tolerance). **Payload** figures do not allow for the weight of the driver, or any passengers, which should therefore be deducted from the figures shown. UK Specification adds alarm pre-wiring, DAB radio and deadlocks to base vehicle adding 15kg and should be deducted from payload. **Sportive** specification adds a further 30kg to Sportive Panel van, and 40kg on Sportive Doublecab models with a corresponding decrease in payload. **Limited Edition** specification adds a further 45kg to Limited Edition Panel van, and 55kg on Limited Edition Doublecab models with a corresponding decrease in payload. **Gross plated weights** (including axle weights) quoted on the vehicle plate are to UK plated weight specification and must never be exceeded. **Roof load** should not exceed 200kg (150kg on H2 models) including the weight of the roof rack/carrier. S/S = Start/Stop.

FUEL ECONOMY AND EMISSIONS

L2 H1 Platform Cab (Euro 6)	Fuel economy mpg (litres/100km)#			CO ₂ (g/km)#
	Urban driving	Extra-urban driving	Combined figure	
2900 1.6CDTi BiTurbo (125PS/145PS) S/S BlueInjection	37.7 (7.5)	42.2 (6.7)	40.4 (7.0)	181

= Fuel consumption information is official government environmental data, tested in accordance with the relevant EU directive. Official EU-regulated test data is provided for comparison purposes and actual performance will depend on driving style, road conditions and other non-technical factors.

S/S = Start/Stop.

GLOSSARY OF TERMS

Plated weight

The maximum weight to which a vehicle or an axle may be loaded, determined either by the design of the components or by legislation. All commercial vehicles must carry a manufacturer's 'plate' showing the vehicle and axle gross 'plated weights'. It is an offence to drive a vehicle in a condition where any of these weights are exceeded.

Kerbweight

The weight of the complete vehicle in standard form, excluding payload and driver but including coolant, oil, 90% full fuel tank and spare wheel where appropriate. Kerbweights quoted in Vauxhall brochures are subject to manufacturing tolerances and to the fitment of optional equipment and accessories. Where load capacity is critical the actual kerbweight should be obtained by weighing the vehicle on a calibrated public weighbridge.

Gross Vehicle Weight (GVW)

The total permissible weight of a vehicle including payload and passengers, as shown on the manufacturer's plate.

Gross Combination Weight (GCW)

The maximum permissible weight of a vehicle, including payload and passengers, combined with the total weight of any trailer it is towing. The maximum GCW weight limit is quoted on the vehicle plate and must not be exceeded.

Payload

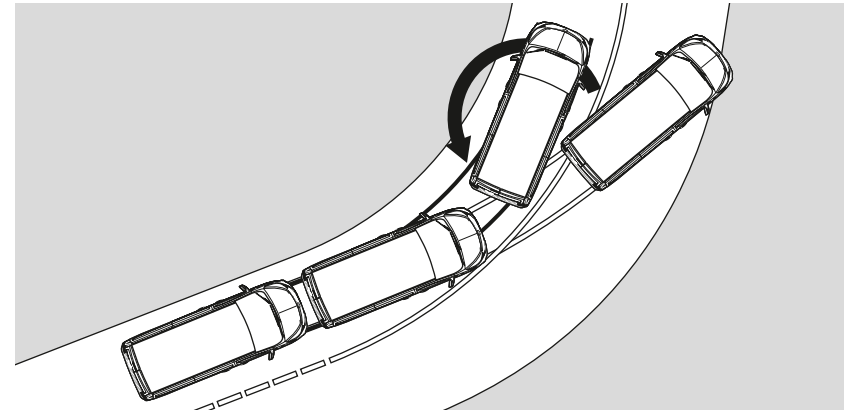
The total permissible weight that can be carried without exceeding the vehicle's plated weight. This can be obtained by deducting the kerbweight from the plated GVW.

Please note: the payload figure does not allow for the weight of the driver or any passengers which should therefore be deducted from the figures shown and are also subject to correct weight distribution.

Maximum towing weight

The maximum weight of any trailer and its load which may be towed within the limit of the vehicle's plated GCW. It is based on the ability of the vehicle – at full GCW – to restart on a 12% gradient, which is approximately 1 in 8.3, at sea level. At altitudes above 1500 metres, the engine output may drop with a corresponding reduction in towing capability. It is the operator's responsibility to ensure that the trailer noseweight does not cause the rear axle plated weight of the towing vehicle to be exceeded.

Always fit Vauxhall towing attachments and accessories available from your Vauxhall Commercial Vehicle retailer. They are designed specifically for Vauxhall models and carry a 12-month warranty.



Electronic Stability Programme-plus (ESP-plus)

Vivaro's ESP-plus, incorporating traction control and hill start assist, goes one step further than the system usually found on Vauxhall's passenger cars. In understeer situations, the system automatically applies corrective braking to the appropriate rear wheel to correct the tendency; in oversteer situations, it automatically applies the brake to the appropriate front wheel. Because a commercial vehicle is also faced with significant weight and load issues which can influence this tendency to understeer or oversteer by affecting the centre of gravity, Vivaro's ESP system also incorporates a load sensor that adjusts the intensity of the braking effort to suit the demands of the payload.

Trust Vauxhall

Protecting the environment

Vauxhall's commitment to the environment is demonstrated by our products' many environmental awards, won both through the use of more recycled materials and by becoming cleaner and more efficient. For information on Vauxhall's efforts to achieve an environmentally sustainable future, see www.vauxhall.co.uk/recycling

Fleet Customer Services

Our dedicated support services for fleet managers include factory demonstrators and information on whole life costs, company car and van taxation and finance. For further information please call **0870 010 0651**.

Vauxhall Extended Warranty

For complete peace of mind Vauxhall offers an extended warranty that can be purchased on an annual basis following the expiry of the original new vehicle warranty. It covers most mechanical and electrical components. Terms and conditions apply, for further details please contact your local Vauxhall Commercial Vehicle retailer.



When you have finished with this brochure please recycle it

Business Lease

Business Lease, from GMAC, offers the versatility of a purchase-based finance plan, while making the most efficient use of tax and cash-flow benefits for VAT-registered business users. It's available for all Vauxhall Commercial Vehicles up to 12 months old and offers highly flexible term lengths, variable deposits and a choice of payment profiles. Ask your retailer for full details.

Business First

Available to business users only, Business First enables you to drive a new vehicle without a large, initial financial outlay. You pay to use the vehicle, not to own it. The vehicle is provided over a predetermined period, and when that period comes to an end the vehicle is returned. Ask your retailer for full details.

Servicing and maintenance

The best way to maximise the performance and reliability of your Vauxhall is to have all routine servicing and maintenance carried out at a Vauxhall Commercial Vehicle retailer. Nationwide there are over 250 light commercial vehicle retailers and a further 195 heavy commercial vehicle retailers.

In the event of an accident...

Vauxhall Accident Support helps keep you mobile following an accident. Benefits include scene-of-accident advice, message service, assistance with claims and vehicle recovery. For further details call **0800 010 304**.

Premier Van Centres

Our 100-strong network offers convenience, expertise and value. Enjoy while-you-wait repairs (if the parts are in stock), appointment-free service for diagnosis and transparent pricing. What's more, our Vauxhall-trained technicians will use genuine Vauxhall parts.

For more information...

For a brochure on any Vauxhall model (up to a maximum of three per caller) or location of your nearest retailer, call **0345 600 1500**.

Alternatively, details can be found on our website at: www.vauxhall.co.uk/vans

PROUD SPONSOR OF OUR
NATIONAL FOOTBALL TEAMS



Every effort has been made to ensure that the contents of this publication were accurate and up-to-date at the time of publication (December 2016). Vauxhall vehicles are equipped with components manufactured by various General Motors operating units and outside suppliers. The Company reserves the right to alter specifications and withdraw products from sale without notice. Any such alterations will be notified to Vauxhall retailers at the earliest opportunity, please consult your local retailer for the latest information. The specifications detailed within this brochure are not necessarily applicable to alternative models such as Special Editions. Details of any such models will be contained in specific literature or found on the Vauxhall website. Please note that Vauxhall retailers are not the agents of General Motors UK Limited and are not authorised to bind the Company by any specific or implied undertaking or representation. It is advisable to ensure that your motor insurance policy provides adequate cover for additional fitted options and accessories. Please note accessories shown are for illustrative purposes only. As part of Vauxhall's policy of environmental care, this brochure is printed on paper manufactured using Elemental Chlorine Free pulps from specially farmed, sustainable timber resources. All rights reserved. No part of this publication may be reproduced in any form or by any means, without the prior written permission of General Motors UK Limited.

V1 ©2016 General Motors UK Limited Published December 2016 General Motors UK Limited, Luton LU1 3YT

COMMERCIAL VEHICLES
The Wheels of Business



VAUXHALL