

# MOVANO PRICE/SPECIFICATION GUIDE

19 December 2016 | Model Year 2017



**PROUD SPONSOR OF OUR  
NATIONAL FOOTBALL TEAMS**



# MOVANO CUSTOMER OFFERS\*

Offers effective 19 December 2016 to 3 April 2017.  
See back page for full terms and conditions.

Once you've found the model that matches your requirements, it's time to select an attractive offer that suits you best. To find out more, please speak to your Retailer or go to [www.vauxhall.co.uk/vanoffers](http://www.vauxhall.co.uk/vanoffers)



<b>4 YEARS</b> WARRANTY**	+	<b>4 YEARS</b> ROADSIDE ASSISTANCE	+	<b>4 YEARS</b> FREE SERVICING**	+	<b>4 YEARS</b> <b>0% APR</b> <sup>†</sup> Representative 20% deposit plus full VAT	+	<b>£1,500</b> VAUXHALL DEPOSIT CONTRIBUTION <sup>††</sup>
------------------------------	---	---------------------------------------	---	------------------------------------	---	--	---	--

\*Excludes Combi, Minibus and Trabus models. Eligibility restrictions apply. Please ask your Vauxhall Retailer for details. \*\*4 years' or 100,000 miles. †Finance Offer requires a minimum 20% deposit of VAT exclusive price. Full VAT must be paid on the whole transaction. Conditional Sale. Finance is subject to status, terms and conditions apply. Applicants must be aged 18+. Finance provided by Vauxhall Finance. CF15 7YT. ††£1,500 Vauxhall deposit contribution excludes VAT, not applicable on Combi, Minibus or Trabus models.

# MOVANO PANEL VAN PRICES

Model	Price (£) exc. VAT	On-the-road RRP (£) exc. VAT
<b>L1 H1 FWD PANEL VAN (EURO 6)</b>		
2800 2.3CDTi (110PS) BlueInjection	22675.00	<b>23543.33</b>
2800 2.3CDTi (130PS) BlueInjection	23475.00	<b>24343.33</b>
3300 2.3CDTi (110PS) BlueInjection	23925.00	<b>24793.33</b>
3300 2.3CDTi (130PS) BlueInjection	24725.00	<b>25593.33</b>
3500 2.3CDTi (110PS) BlueInjection	24575.00	<b>25443.33</b>
3500 2.3CDTi (130PS) BlueInjection	25375.00	<b>26243.33</b>
3500 2.3CDTi BiTurbo (145PS) S/S BlueInjection	26485.00	<b>27353.33</b>
<b>L1 H2 FWD PANEL VAN (EURO 6)</b>		
2800 2.3CDTi (110PS) BlueInjection	23275.00	<b>24143.33</b>
2800 2.3CDTi (130PS) BlueInjection	24075.00	<b>24943.33</b>
3300 2.3CDTi (110PS) BlueInjection	24525.00	<b>25393.33</b>
3300 2.3CDTi (130PS) BlueInjection	25325.00	<b>26193.33</b>
3500 2.3CDTi (110PS) BlueInjection	25175.00	<b>26043.33</b>
3500 2.3CDTi (130PS) BlueInjection	25975.00	<b>26843.33</b>
3500 2.3CDTi BiTurbo (145PS) S/S BlueInjection	27085.00	<b>27953.33</b>

Model	Price (£) exc. VAT	On-the-road RRP (£) exc. VAT
<b>L2 H2 FWD PANEL VAN (EURO 6)</b>		
3300 2.3CDTi (110PS) BlueInjection	25880.00	<b>26748.33</b>
3300 2.3CDTi (130PS) BlueInjection	26680.00	<b>27548.33</b>
3500 2.3CDTi (110PS) BlueInjection	26530.00	<b>27398.33</b>
3500 2.3CDTi (110PS) S/S ecoFLEX BlueInjection	26820.00	<b>27688.33</b>
3500 2.3CDTi (130PS) BlueInjection	27330.00	<b>28198.33</b>
3500 2.3CDTi BiTurbo (145PS) S/S BlueInjection	28440.00	<b>29308.33</b>
3500 2.3CDTi BiTurbo (170PS) S/S Tecshift BlueInjection*	29315.00	<b>30183.33</b>
<b>L2 H3 FWD PANEL VAN (EURO 6)</b>		
3500 2.3CDTi (110PS) BlueInjection	27230.00	<b>28098.33</b>
3500 2.3CDTi (130PS) BlueInjection	28030.00	<b>28898.33</b>
3500 2.3CDTi BiTurbo (145PS) S/S BlueInjection	29140.00	<b>30008.33</b>
3500 2.3CDTi BiTurbo (170PS) S/S Tecshift BlueInjection*	30015.00	<b>30883.33</b>

**Please note:** On-the-road recommended retail prices (RRP) include number plates and delivery to Retailer of £583.33 (exc. VAT), 12 months' Vehicle Excise Duty at £230.00 (£165.00 on 4500kg models) and new vehicle first registration fee of £55.00. Excludes fuel and insurance. S/S = Start/Stop. \* = Available from November 2016.

Vehicles with BlueInjection technology will need regular AdBlue® top-ups also between servicing requirements. An indicator integrated into the on-board computer will warn you when you need to top up. More information under [www.vauxhall.co.uk/blueinjection](http://www.vauxhall.co.uk/blueinjection). In accordance with regulations R (EC) No. 715/2007 and R (EC) No. 692/2008 (in the versions respectively applicable).

# MOVANO PANEL VAN PRICES

Model	Price (£) exc. VAT	On-the-road RRP (£) exc. VAT
<b>L3 H2 FWD PANEL VAN (EURO 6)</b>		
3500 2.3CDTi (110PS) BlueInjection	27230.00	<b>28098.33</b>
3500 2.3CDTi (110PS) S/S ecoFLEX BlueInjection	27520.00	<b>28388.33</b>
3500 2.3CDTi (130PS) BlueInjection	28030.00	<b>28898.33</b>
3500 2.3CDTi BiTurbo (145PS) S/S BlueInjection	29140.00	<b>30008.33</b>
3500 2.3CDTi BiTurbo (170PS) S/S BlueInjection	30390.00	<b>31258.33</b>
3500 2.3CDTi BiTurbo (170PS) S/S Tecshift BlueInjection*	31265.00	<b>32133.33</b>
<b>L3 H3 FWD PANEL VAN (EURO 6)</b>		
3500 2.3CDTi (110PS) BlueInjection	27930.00	<b>28798.33</b>
3500 2.3CDTi (130PS) BlueInjection	28730.00	<b>29598.33</b>
3500 2.3CDTi BiTurbo (145PS) S/S BlueInjection	29840.00	<b>30708.33</b>
<b>L3 H2 RWD PANEL VAN (EURO VI)</b>		
3500 2.3CDTi BiTurbo (130PS) BlueInjection	29030.00	<b>29898.33</b>
3500 2.3CDTi BiTurbo (145PS) S/S BlueInjection	30140.00	<b>31008.33</b>
3500 HD 2.3CDTi BiTurbo (130PS) BlueInjection	29630.00	<b>30498.33</b>
3500 HD 2.3CDTi BiTurbo (145PS) S/S BlueInjection	30740.00	<b>31608.33</b>
4500 HD 2.3CDTi BiTurbo (130PS) Tacho BlueInjection	31105.00	<b>31908.33</b>
4500 HD 2.3CDTi BiTurbo (163PS) S/S Tacho BlueInjection	33465.00	<b>34268.33</b>

Model	Price (£) exc. VAT	On-the-road RRP (£) exc. VAT
<b>L3 H3 RWD PANEL VAN (EURO VI)</b>		
3500 2.3CDTi BiTurbo (130PS) BlueInjection	29730.00	<b>30598.33</b>
3500 2.3CDTi BiTurbo (145PS) S/S BlueInjection	30840.00	<b>31708.33</b>
3500 HD 2.3CDTi BiTurbo (130PS) BlueInjection	30330.00	<b>31198.33</b>
3500 HD 2.3CDTi BiTurbo (145PS) S/S BlueInjection	31440.00	<b>32308.33</b>
4500 HD 2.3CDTi BiTurbo (130PS) Tacho BlueInjection	31805.00	<b>32608.33</b>
4500 HD 2.3CDTi BiTurbo (163PS) S/S Tacho BlueInjection	34165.00	<b>34968.33</b>
<b>L4 H2 RWD PANEL VAN (EURO VI)</b>		
3500 2.3CDTi BiTurbo (130PS) BlueInjection	29930.00	<b>30798.33</b>
3500 2.3CDTi BiTurbo (145PS) S/S BlueInjection	31040.00	<b>31908.33</b>
3500 2.3CDTi BiTurbo (163PS) S/S BlueInjection	32290.00	<b>33158.33</b>
3500 HD 2.3CDTi BiTurbo (130PS) BlueInjection	30530.00	<b>31398.33</b>
3500 HD 2.3CDTi BiTurbo (145PS) S/S BlueInjection	31640.00	<b>32508.33</b>
4500 HD 2.3CDTi BiTurbo (130PS) Tacho BlueInjection	32005.00	<b>32808.33</b>
4500 HD 2.3CDTi BiTurbo (163PS) S/S Tacho BlueInjection	34365.00	<b>35168.33</b>
<b>L4 H3 RWD PANEL VAN (EURO VI)</b>		
3500 2.3CDTi BiTurbo (130PS) BlueInjection	30630.00	<b>31498.33</b>
3500 2.3CDTi BiTurbo (145PS) S/S BlueInjection	31740.00	<b>32608.33</b>
3500 2.3CDTi BiTurbo (163PS) S/S BlueInjection	32990.00	<b>33858.33</b>
3500 HD 2.3CDTi BiTurbo (130PS) BlueInjection	31230.00	<b>32098.33</b>
3500 HD 2.3CDTi BiTurbo (145PS) S/S BlueInjection	32340.00	<b>33208.33</b>
4500 HD 2.3CDTi BiTurbo (130PS) Tacho BlueInjection	32705.00	<b>33508.33</b>
4500 HD 2.3CDTi BiTurbo (163PS) S/S Tacho BlueInjection	35065.00	<b>35868.33</b>

**Please note:** On-the-road recommended retail prices (RRP) include number plates and delivery to Retailer of £583.33 (exc. VAT), 12 months' Vehicle Excise Duty at £230.00 (£165.00 on 4500kg models) and new vehicle first registration fee of £55.00. Excludes fuel and insurance. S/S = Start/Stop. \* = Available from November 2016.

Vehicles with BlueInjection technology will need regular AdBlue® top-ups also between servicing requirements. An indicator integrated into the on-board computer will warn you when you need to top up. More information under [www.vauxhall.co.uk/blueinjection](http://www.vauxhall.co.uk/blueinjection). In accordance with regulations R (EC) No. 715/2007 and R (EC) No. 692/2008 (in the versions respectively applicable).

# MOVANO DOUBLECAB PRICES

Models	Price (£) exc. VAT	On-the-road RRP (£) exc. VAT
<b>L2 H2 FWD DOUBLECAB (EURO 6)</b>		
3500 2.3CDTi (130PS) BlueInjection	28980.00	<b>29848.33</b>
3500 2.3CDTi BiTurbo (145PS) S/S BlueInjection	30090.00	<b>30958.33</b>
3500 2.3CDTi BiTurbo (170PS) S/S Tecshift BlueInjection*	30965.00	<b>31833.33</b>
<b>L3 H2 FWD DOUBLECAB (EURO 6)</b>		
3500 2.3CDTi (130PS) BlueInjection	29680.00	<b>30548.33</b>
3500 2.3CDTi BiTurbo (145PS) S/S BlueInjection	30790.00	<b>31658.33</b>
3500 2.3CDTi BiTurbo (170PS) S/S Tecshift BlueInjection*	31665.00	<b>32533.33</b>
<b>L3 H2 RWD DOUBLECAB (EURO VI)</b>		
3500 2.3CDTi BiTurbo (130PS) BlueInjection	30680.00	<b>31548.33</b>
3500 2.3CDTi BiTurbo (145PS) S/S BlueInjection	31790.00	<b>32658.33</b>

**Please note:** On-the-road recommended retail prices (RRP) include number plates and delivery to Retailer of £583.33 (exc. VAT), 12 months' Vehicle Excise Duty at £230.00 (£165.00 on 4500kg models) and new vehicle first registration fee of £55.00. Excludes fuel and insurance. S/S = Start/Stop. \* = Available from November 2016.

Vehicles with BlueInjection technology will need regular AdBlue® top-ups also between servicing requirements. An indicator integrated into the on-board computer will warn you when you need to top up. More information under [www.vauxhall.co.uk/blueinjection](http://www.vauxhall.co.uk/blueinjection). In accordance with regulations R (EC) No. 715/2007 and R (EC) No. 692/2008 (in the versions respectively applicable).



# MOVANO CHASSIS CAB PRICES

Models	Price (£) exc. VAT	On-the-road RRP (£) exc. VAT
<b>L2 H1 FWD CHASSIS CAB (EURO 6)</b>		
3500 2.3CDTi (110PS) BlueInjection	24830.00	<b>25698.33</b>
3500 2.3CDTi (130PS) BlueInjection	25630.00	<b>26498.33</b>
3500 2.3CDTi BiTurbo (145PS) S/S BlueInjection	26740.00	<b>27608.33</b>
<b>L3 H1 FWD CHASSIS CAB (EURO 6)</b>		
3500 2.3CDTi (110PS) BlueInjection	25330.00	<b>26198.33</b>
3500 2.3CDTi (130PS) BlueInjection	26130.00	<b>26998.33</b>
3500 2.3CDTi BiTurbo (145PS) S/S BlueInjection	27240.00	<b>28108.33</b>
<b>L2 H1 RWD CHASSIS CAB (EURO VI)</b>		
3500 2.3CDTi BiTurbo (130PS) BlueInjection	26630.00	<b>27498.33</b>
3500 2.3CDTi BiTurbo (145PS) S/S BlueInjection	27740.00	<b>28608.33</b>
3500 HD 2.3CDTi BiTurbo (130PS) BlueInjection	27245.00	<b>28113.33</b>
3500 HD 2.3CDTi BiTurbo (145PS) S/S BlueInjection	28355.00	<b>29223.33</b>
4500 HD 2.3CDTi BiTurbo (130PS) Tacho BlueInjection	28720.00	<b>29523.33</b>
4500 HD 2.3CDTi BiTurbo (163PS) S/S Tacho BlueInjection	31080.00	<b>31883.33</b>

All conversions must follow 'Conversion Requirements' available on:  
[www.vauxhall.co.uk/conversiondata](http://www.vauxhall.co.uk/conversiondata)

Models	Price (£) exc. VAT	On-the-road RRP (£) exc. VAT
<b>L3 H1 RWD CHASSIS CAB (EURO VI)</b>		
3500 2.3CDTi BiTurbo (130PS) BlueInjection	27130.00	<b>27998.33</b>
3500 2.3CDTi BiTurbo (145PS) S/S BlueInjection	28240.00	<b>29108.33</b>
3500 HD 2.3CDTi BiTurbo (130PS) BlueInjection	27730.00	<b>28598.33</b>
3500 HD 2.3CDTi BiTurbo (145PS) S/S BlueInjection	28840.00	<b>29708.33</b>
4500 HD 2.3CDTi BiTurbo (130PS) Tacho BlueInjection	29205.00	<b>30008.33</b>
4500 HD 2.3CDTi BiTurbo (163PS) S/S Tacho BlueInjection	31565.00	<b>32368.33</b>
<b>L4 H1 RWD CHASSIS CAB (EURO VI)</b>		
3500 HD 2.3CDTi BiTurbo (130PS) BlueInjection	28430.00	<b>29298.33</b>
3500 HD 2.3CDTi BiTurbo (145PS) S/S BlueInjection	29540.00	<b>30408.33</b>
4500 HD 2.3CDTi BiTurbo (130PS) Tacho BlueInjection	29905.00	<b>30708.33</b>
4500 HD 2.3CDTi BiTurbo (163PS) S/S Tacho BlueInjection	32265.00	<b>33068.33</b>

**Please note:** On-the-road recommended retail prices (RRP) include number plates and delivery to Retailer of £583.33 (exc. VAT), 12 months' Vehicle Excise Duty at £230.00 (£165.00 on 4500kg models) and new vehicle first registration fee of £55.00. Excludes fuel and insurance. S/S = Start/Stop.

Vehicles with BlueInjection technology will need regular AdBlue® top-ups also between servicing requirements. An indicator integrated into the on-board computer will warn you when you need to top up. More information under [www.vauxhall.co.uk/blueinjection](http://www.vauxhall.co.uk/blueinjection). In accordance with regulations R (EC) No. 715/2007 and R (EC) No. 692/2008 (in the versions respectively applicable).

# MOVANO CREW CAB PRICES



Models	Price (£) exc. VAT	On-the-road RRP (£) exc. VAT
<b>L2 H1 FWD CREW CAB (EURO 6)</b>		
3500 2.3CDTi (130PS) BlueInjection	26530.00	<b>27398.33</b>
3500 2.3CDTi BiTurbo (145PS) S/S BlueInjection	27640.00	<b>28508.33</b>
<b>L3 H1 FWD CREW CAB (EURO 6)</b>		
3500 2.3CDTi (130PS) BlueInjection	27030.00	<b>27898.33</b>
3500 2.3CDTi BiTurbo (145PS) S/S BlueInjection	28140.00	<b>29008.33</b>
<b>L2 H1 RWD CREW CAB (EURO VI)</b>		
3500 2.3CDTi BiTurbo (130PS) BlueInjection	27530.00	<b>28398.33</b>
3500 2.3CDTi BiTurbo (145PS) S/S BlueInjection	28640.00	<b>29508.33</b>
<b>L3 H1 RWD CREW CAB (EURO VI)</b>		
3500 2.3CDTi BiTurbo (130PS) BlueInjection	28030.00	<b>28898.33</b>
3500 2.3CDTi BiTurbo (145PS) S/S BlueInjection	29140.00	<b>30008.33</b>
3500 HD 2.3CDTi BiTurbo (130PS) BlueInjection	28630.00	<b>29498.33</b>
3500 HD 2.3CDTi BiTurbo (145PS) S/S BlueInjection	29740.00	<b>30608.33</b>
4500 HD 2.3CDTi BiTurbo (130PS) Tacho BlueInjection	30105.00	<b>30908.33</b>
4500 HD 2.3CDTi BiTurbo (163PS) S/S Tacho BlueInjection	32465.00	<b>33268.33</b>

All conversions must follow 'Conversion Requirements' available on:  
[www.vauxhall.co.uk/conversiondata](http://www.vauxhall.co.uk/conversiondata)

Models	Price (£) exc. VAT	On-the-road RRP (£) exc. VAT
<b>L4 H1 RWD CREW CAB (EURO VI)</b>		
3500 HD 2.3CDTi BiTurbo (130PS) BlueInjection	29330.00	<b>30198.33</b>
3500 HD 2.3CDTi BiTurbo (145PS) S/S BlueInjection	30440.00	<b>31308.33</b>
4500 HD 2.3CDTi BiTurbo (130PS) Tacho BlueInjection	30805.00	<b>31608.33</b>
4500 HD 2.3CDTi BiTurbo (163PS) S/S Tacho BlueInjection	33165.00	<b>33968.33</b>

**Please note:** On-the-road recommended retail prices (RRP) include number plates and delivery to Retailer of £583.33 (exc. VAT), 12 months' Vehicle Excise Duty at £230.00 (£165.00 on 4500kg models) and new vehicle first registration fee of £55.00. Excludes fuel and insurance. S/S = Start/Stop.

Vehicles with BlueInjection technology will need regular AdBlue® top-ups also between servicing requirements. An indicator integrated into the on-board computer will warn you when you need to top up. More information under [www.vauxhall.co.uk/blueinjection](http://www.vauxhall.co.uk/blueinjection). In accordance with regulations R (EC) No. 715/2007 and R (EC) No. 692/2008 (in the versions respectively applicable).



# MOVANO PLATFORM CAB PRICES

Models	Price (£) exc. VAT	On-the-road RRP (£) exc. VAT
<b>L2 H1 FWD PLATFORM CAB (EURO 6)</b>		
3500 2.3CDTi (130PS) BlueInjection	25630.00	<b>26498.33</b>
<b>L2 H2 FWD PLATFORM CAB (EURO 6)</b>		
3500 2.3CDTi (130PS) BlueInjection	26230.00	<b>27098.33</b>
<b>L3 H1 FWD PLATFORM CAB (EURO 6)</b>		
3500 2.3CDTi (110PS) BlueInjection	25330.00	<b>26198.33</b>
3500 2.3CDTi (130PS) BlueInjection	26130.00	<b>26998.33</b>
3500 2.3CDTi BiTurbo (145PS) S/S BlueInjection	27240.00	<b>28108.33</b>
<b>L3 H2 FWD PLATFORM CAB (EURO 6)</b>		
3500 2.3CDTi (130PS) BlueInjection	26730.00	<b>27598.33</b>
3500 2.3CDTi BiTurbo (145PS) S/S BlueInjection	27840.00	<b>28708.33</b>

**Please note:** On-the-road recommended retail prices (RRP) include number plates and delivery to Retailer of £583.33 (exc. VAT), 12 months' Vehicle Excise Duty (£230.00) and new vehicle first registration fee of £55.00. Excludes fuel and insurance.  
S/S = Start/Stop.

Vehicles with BlueInjection technology will need regular AdBlue® top-ups also between servicing requirements. An indicator integrated into the on-board computer will warn you when you need to top up. More information under [www.vauxhall.co.uk/blueinjection](http://www.vauxhall.co.uk/blueinjection). In accordance with regulations R (EC) No. 715/2007 and R (EC) No. 692/2008 (in the versions respectively applicable).

**All conversions must follow 'Conversion Requirements' available on:  
[www.vauxhall.co.uk/conversiondata](http://www.vauxhall.co.uk/conversiondata)**



# MOVANO TIPPER/DROPSIDE/BOX VAN PRICES



Model	Price (£) exc. VAT	On-the-road RRP (£) exc. VAT
<b>L2 H1 FWD CHASSIS CAB TIPPER (EURO 6)</b>		
3500 2.3CDTi (130PS) BlueInjection	29380.00	<b>30248.33</b>
3500 2.3CDTi BiTurbo (145PS) S/S BlueInjection	30490.00	<b>31358.33</b>
3500 2.3CDTi BiTurbo (170PS) S/S BlueInjection	31740.00	<b>32608.33</b>
<b>L2 H1 RWD CHASSIS CAB TIPPER (EURO VI)</b>		
3500 HD 2.3CDTi BiTurbo (130PS) BlueInjection	30980.00	<b>31848.33</b>
3500 HD 2.3CDTi BiTurbo (145PS) S/S BlueInjection	32090.00	<b>32958.33</b>
3500 HD 2.3CDTi BiTurbo (163PS) S/S BlueInjection	33340.00	<b>34208.33</b>
4500 HD 2.3CDTi BiTurbo (130PS) Tacho BlueInjection	32455.00	<b>33258.33</b>
4500 HD 2.3CDTi BiTurbo (163PS) S/S Tacho BlueInjection	34815.00	<b>35618.33</b>
<b>L3 H1 RWD CHASSIS CAB TIPPER (EURO VI)</b>		
3500 HD 2.3CDTi BiTurbo (130PS) BlueInjection	32680.00	<b>33548.33</b>
3500 HD 2.3CDTi BiTurbo (145PS) S/S BlueInjection	33790.00	<b>34658.33</b>
4500 HD 2.3CDTi BiTurbo (130PS) Tacho BlueInjection	34155.00	<b>34958.33</b>
4500 HD 2.3CDTi BiTurbo (163PS) S/S Tacho BlueInjection	36515.00	<b>37318.33</b>
<b>L3 H1 FWD CREW CAB TIPPER (EURO 6)</b>		
3500 2.3CDTi (130PS) BlueInjection	30780.00	<b>31648.33</b>
3500 2.3CDTi BiTurbo (145PS) S/S BlueInjection	31890.00	<b>32758.33</b>
<b>L3 H1 RWD CREW CAB TIPPER (EURO VI)</b>		
4500 HD 2.3CDTi BiTurbo (130PS) Tacho BlueInjection	33855.00	<b>34658.33</b>
4500 HD 2.3CDTi BiTurbo (163PS) S/S Tacho BlueInjection	36215.00	<b>37018.33</b>
<b>L2 H1 FWD CHASSIS CAB DROPSIDE (EURO 6)</b>		
3500 2.3CDTi (130PS) BlueInjection	27580.00	<b>28448.33</b>
3500 2.3CDTi BiTurbo (145PS) S/S BlueInjection	28690.00	<b>29558.33</b>
<b>L3 H1 FWD CHASSIS CAB DROPSIDE (EURO 6)</b>		
3500 2.3CDTi (130PS) BlueInjection	28580.00	<b>29448.33</b>
3500 2.3CDTi BiTurbo (145PS) S/S BlueInjection	29690.00	<b>30558.33</b>

Model	Price (£) exc. VAT	On-the-road RRP (£) exc. VAT
<b>L2 H1 RWD CHASSIS CAB DROPSIDE (EURO VI)</b>		
3500 2.3CDTi BiTurbo (130PS) BlueInjection	28580.00	<b>29448.33</b>
3500 2.3CDTi BiTurbo (145PS) S/S BlueInjection	29690.00	<b>30558.33</b>
3500 HD 2.3CDTi BiTurbo (130PS) BlueInjection	29195.00	<b>30063.33</b>
3500 HD 2.3CDTi BiTurbo (145PS) S/S BlueInjection	30305.00	<b>31173.33</b>
4500 HD 2.3CDTi BiTurbo (130PS) Tacho BlueInjection	30670.00	<b>31473.33</b>
4500 HD 2.3CDTi BiTurbo (163PS) S/S Tacho BlueInjection	33030.00	<b>33833.33</b>
<b>L3 H1 RWD CHASSIS CAB DROPSIDE (EURO VI)</b>		
3500 HD 2.3CDTi BiTurbo (130PS) BlueInjection	30180.00	<b>31048.33</b>
3500 HD 2.3CDTi BiTurbo (145PS) S/S BlueInjection	31290.00	<b>32158.33</b>
4500 HD 2.3CDTi BiTurbo (130PS) Tacho BlueInjection	31655.00	<b>32458.33</b>
4500 HD 2.3CDTi BiTurbo (163PS) S/S Tacho BlueInjection	34015.00	<b>34818.33</b>
<b>L4 H1 RWD CHASSIS CAB DROPSIDE (EURO VI)</b>		
3500 HD 2.3CDTi BiTurbo (130PS) BlueInjection	30880.00	<b>31748.33</b>
3500 HD 2.3CDTi BiTurbo (145PS) S/S BlueInjection	31990.00	<b>32858.33</b>
4500 HD 2.3CDTi BiTurbo (130PS) Tacho BlueInjection	32355.00	<b>33158.33</b>
4500 HD 2.3CDTi BiTurbo (163PS) S/S Tacho BlueInjection	34715.00	<b>35518.33</b>

**Please note:** On-the-road recommended retail prices (RRP) include number plates and delivery to Retailer of £583.33 (exc. VAT), 12 months' Vehicle Excise Duty at £230.00 (£165.00 on 4500kg models) and new vehicle first registration fee of £55.00. Excludes fuel and insurance. S/S = Start/Stop.

Vehicles with BlueInjection technology will need regular AdBlue® top-ups also between servicing requirements. An indicator integrated into the on-board computer will warn you when you need to top up. More information under [www.vauxhall.co.uk/blueinjection](http://www.vauxhall.co.uk/blueinjection). In accordance with regulations R (EC) No. 715/2007 and R (EC) No. 692/2008 (in the versions respectively applicable).

# MOVANO TIPPER/DROPSIDE/BOX VAN PRICES



Model	Price (£) exc. VAT	On-the-road RRP (£) exc. VAT
<b>L2 H1 FWD CREW CAB DROPSIDE (EURO 6)</b>		
3500 2.3CDTi (130PS) BlueInjection	28480.00	<b>29348.33</b>
3500 2.3CDTi BiTurbo (145PS) S/S BlueInjection	29590.00	<b>30458.33</b>
<b>L3 H1 FWD CREW CAB DROPSIDE (EURO 6)</b>		
3500 2.3CDTi (130PS) BlueInjection	28980.00	<b>29848.33</b>
3500 2.3CDTi BiTurbo (145PS) S/S BlueInjection	30090.00	<b>30958.33</b>
3500 2.3CDTi BiTurbo (170PS) S/S BlueInjection	31340.00	<b>32208.33</b>
<b>L2 H1 RWD CREW CAB DROPSIDE (EURO VI)</b>		
3500 2.3CDTi BiTurbo (130PS) BlueInjection	29480.00	<b>30348.33</b>
3500 2.3CDTi BiTurbo (145PS) S/S BlueInjection	30590.00	<b>31458.33</b>
<b>L3 H1 RWD CREW CAB DROPSIDE (EURO VI)</b>		
4500 HD 2.3CDTi BiTurbo (130PS) Tacho BlueInjection	32055.00	<b>32858.33</b>
4500 HD 2.3CDTi BiTurbo (163PS) S/S Tacho BlueInjection	34415.00	<b>35218.33</b>
<b>L4 H1 RWD CREW CAB DROPSIDE (EURO VI)</b>		
4500 HD 2.3CDTi BiTurbo (130PS) Tacho BlueInjection	33255.00	<b>34058.33</b>
4500 HD 2.3CDTi BiTurbo (163PS) S/S Tacho BlueInjection	35615.00	<b>36418.33</b>

Model	Price (£) exc. VAT	On-the-road RRP (£) exc. VAT
<b>L3 H1 FWD CHASSIS CAB BOX VAN 20 CU.M (EURO 6)</b>		
3500 2.3CDTi (130PS) BlueInjection	31810.00	<b>32678.33</b>
3500 2.3CDTi BiTurbo (145PS) S/S BlueInjection	32920.00	<b>33788.33</b>
3500 2.3CDTi BiTurbo (170PS) S/S BlueInjection	34170.00	<b>35038.33</b>
<b>L3 H1 RWD CHASSIS CAB BOX VAN 20 CU.M (EURO VI)</b>		
3500 2.3CDTi BiTurbo (130PS) BlueInjection	34010.00	<b>34878.33</b>
3500 2.3CDTi BiTurbo (145PS) S/S BlueInjection	35120.00	<b>35988.33</b>
3500 2.3CDTi BiTurbo (163PS) S/S BlueInjection	36370.00	<b>37238.33</b>
<b>L4 H1 RWD CHASSIS CAB BOX VAN 20 CU.M (EURO VI)</b>		
3500 HD 2.3CDTi BiTurbo (130PS) BlueInjection	34260.00	<b>35128.33</b>
3500 HD 2.3CDTi BiTurbo (145PS) S/S BlueInjection	35370.00	<b>36238.33</b>
4500 HD 2.3CDTi BiTurbo (130PS) Tacho BlueInjection	35735.00	<b>36538.33</b>
4500 HD 2.3CDTi BiTurbo (163PS) S/S Tacho BlueInjection	38095.00	<b>38898.33</b>
<b>L4 H1 RWD CHASSIS CAB BOX VAN 22 CU.M (EURO VI)</b>		
3500 HD 2.3CDTi (130PS) BlueInjection	34460.00	<b>35328.33</b>
3500 HD 2.3CDTi BiTurbo (145PS) S/S BlueInjection	35570.00	<b>36438.33</b>

**Please note:** On-the-road recommended retail prices (RRP) include number plates and delivery to Retailer of £583.33 (exc. VAT), 12 months' Vehicle Excise Duty at £230.00 (£165.00 on 4500kg models) and new vehicle first registration fee of £55.00. Excludes fuel and insurance. S/S = Start/Stop.

Vehicles with BlueInjection technology will need regular AdBlue® top-ups also between servicing requirements. An indicator integrated into the on-board computer will warn you when you need to top up. More information under [www.vauxhall.co.uk/blueinjection](http://www.vauxhall.co.uk/blueinjection). In accordance with regulations R (EC) No. 715/2007 and R (EC) No. 692/2008 (in the versions respectively applicable).

# MOVANO COMBI/MINIBUS PRICES

Model	Price (£) exc. VAT	On-the-road RRP (£) inc. VAT
<b>L1 H1 FWD 9-SEAT COMBI (EURO 6)</b>		
3300 2.3CDTi (110PS) S/S ecoFLEX BlueInjection	25096.67	<b>31226.00</b>
<b>L2 H2 FWD 9-SEAT COMBI (EURO 6)</b>		
3500 2.3CDTi (110PS) S/S ecoFLEX BlueInjection	27701.67	<b>34352.00</b>
3500 2.3CDTi BiTurbo (145PS) S/S BlueInjection	27966.67	<b>34615.00</b>
3500 2.3CDTi BiTurbo (170PS) S/S BlueInjection	29216.67	<b>36115.00</b>

**Please note:** On-the-road recommended retail prices (RRP) include number plates and delivery to Retailer of £700.00 (inc. £116.67 VAT), 12 months' Vehicle Excise Duty (£300 on BiTurbo models, £355 on (110PS) models) and new vehicle first registration fee of £55.00. Excludes fuel and insurance.

Model	Price (£) exc. VAT	On-the-road RRP (£) inc. VAT
<b>L3 H2 FWD 17-SEAT MINIBUS (EURO VI)</b>		
3900 2.3CDTi BiTurbo (145PS) S/S Tacho BlueInjection	33429.17	<b>41035.00</b>

**Please note:** On-the-road recommended retail prices (RRP) include number plates and delivery to Retailer of £700.00 (inc. £116.67 VAT), 12 months' Vehicle Excise Duty at £165.00 and new vehicle first registration fee of £55.00. Excludes fuel and insurance. S/S = Start/Stop.

Vehicles with BlueInjection technology will need regular AdBlue® top-ups also between servicing requirements. An indicator integrated into the on-board computer will warn you when you need to top up. More information under [www.vauxhall.co.uk/blueinjection](http://www.vauxhall.co.uk/blueinjection). In accordance with regulations R (EC) No. 715/2007 and R (EC) No. 692/2008 (in the versions respectively applicable).

# TRABUS PRICES/FEATURES

Model	Price (£) exc. VAT
<b>L2 H2 FWD TRABUS (EURO VI)</b>	
3900 2.3CDTi BiTurbo (145PS) S/S Tacho BlueInjection	<b>29540.00</b>
<b>L3 H2 FWD TRABUS (EURO VI)</b>	
3900 2.3CDTi BiTurbo (145PS) S/S Tacho BlueInjection	<b>30090.00</b>

S/S = Start/Stop.

Vehicles with BlueInjection technology will need regular AdBlue® top-ups also between servicing requirements. An indicator integrated into the on-board computer will warn you when you need to top up. More information under [www.vauxhall.co.uk/blueinjection](http://www.vauxhall.co.uk/blueinjection). In accordance with regulations R (EC) No. 715/2007 and R (EC) No. 692/2008 (in the versions respectively applicable).

All conversions must follow 'Conversion Requirements' available on:  
[www.vauxhall.co.uk/conversiondata](http://www.vauxhall.co.uk/conversiondata)

The Vauxhall Trabus is a fully glazed panel van without bulkhead suitable for conversion into a passenger vehicle by a third-party Convertor. The Trabus includes basic Type Approval for registration as a Category M\* Passenger Vehicle and 2nd stage Type Approval must be completed by the Convertor to enable registration. Available in two wheelbases the Trabus is fitted with the highly efficient and economical 2.3CDTi BiTurbo Euro VI engine with Start/Stop. There are no interior seats or internal trim within the load compartment.

**Movano Trabus feature highlights:**

- Type-approved for Euro VI Category M emissions
- Driver's airbag
- Electronic stability programme
- Six-way adjustable driver's seat with armrest
- Dual front passengers' bench seat with dump latch facility
- Pulse cloth trim for front seats
- Digital Tachograph
- 62mph hardcoded Speed Limiter
- Front fog lights
- High beam assist
- Lane departure warning
- Multi-function trip computer
- Bulkhead not fitted
- Digital radio/CD/MP3 CD player/stereo radio/aux-in socket/Bluetooth® connectivity for compatible mobile phones/USB connectivity/integrated display/four 15-watt speakers (CD 16 DAB BT USB)
- No second or third-row seating
- Fixed windows – nearside and offside rear panels
- Selective door locking with three-button key
- Up-rated battery (110Ah)
- Glazed rear doors (90/180° opening)
- Under-floor full-size spare wheel
- Centre wheel covers (full-diameter wheel covers optional)
- Nearside sliding side-access door and opposite panel with fixed windows

\* = M1 or M2 dependent on passenger configuration.

# MOVANO EQUIPMENT / OPTIONS

## SAFETY

	Option code		Price (£) exc. VAT	Total (£) inc. VAT
<b>Airbags:</b>		●		
<i>Driver's airbag</i>				
<i>Front passengers' airbag:</i>				
• Front passengers' airbag with deactivation switch – Not available with Convenience Pack option.	AK5	○	260.00	<b>312.00</b>
<b>Stability:</b>				
<i>Electronic Stability Programme–plus (ESP–plus) with traction control</i> – Works in conjunction with the vehicle's electronic braking and engine systems to keep the vehicle stable in many different situations. ESP monitors a variety of inputs to determine when the vehicle starts to lose traction, it can then immediately respond by varying the brake pressure between up to three wheels and adjust the engine output to help correct the loss of traction and improve stability.		●		
<b>Anti-lock braking:</b>				
<i>Four-channel Anti-lock Braking System (ABS)</i> – Prevents the vehicle's wheels from locking up under heavy braking by momentarily reducing brake pressure at the appropriate wheel, ensuring that you can maintain control of the steering. <i>Emergency brake assist</i> – When emergency braking is detected the vehicle automatically applies the maximum possible braking assistance. <i>Electronic brakeforce distribution</i> – Automatically apportions the optimum braking force to each wheel. <i>Hill start assist</i> – Briefly maintains rear brake pressure to stop the vehicle rolling back on an incline.		●		
<b>Advanced Safety Assist Pack:</b>				
• Front fog lights • High beam headlight assist • Lane departure warning • Multi-function trip computer – Not available with Lighting Pack option. – Standard on Minibus / Trabus / RWD HD 4500 models.	XYC0	○	395.00	<b>474.00</b>
<b>Bulkhead:</b>				
• Full-height steel bulkhead without window – Standard on Panel Van / optional on Platform Cab models.	AX6	○	135.00	
• Full-height ABS plastic bulkhead with window – Doublecab only.		●		
Full-height steel bulkhead with window – Standard on Chassis / Crew Cab models. Optional on Panel Van / Platform Cab models.	AX9	○	50.00	
Protection grille for bulkhead window	XBE0	○	305.00	

## SECURITY

<b>Features:</b>				
• Electronic engine deadlock immobiliser • Steering column lock • Secure fuel filler flap		●		
• Internal lockable rear and sliding side-access doors • Under-floor spare wheel storage – wind down only when rear doors opened – Standard on Panel Van / Doublecab.		●		
<b>Remote control door locking (features depending on body type):</b>				
• Selective door locking • Two keys with integral remote • Door deadlocks		●		
• Third key with integral remote	K69	○	60.00	<b>72.00</b>
<b>Security alarm system:</b>				
• Engine compartment protection • Ultrasonic detectors in load area • Siren • Thatcham Category 1 approved (TCL1–101/1103) – Not available on Platform Cab / Combi / Minibus / Trabus models.	UA6	○	305.00	

● = Standard equipment. ○ = Optional at extra cost.

# MOVANO EQUIPMENT / OPTIONS

## COMFORT AND SEATING

	Option code		Price (£) exc. VAT	Total (£) inc. VAT
<b>Comfort:</b> • Height-adjustable steering wheel • Facia-mounted gear lever • Floor-mounted handbrake lever • Pulse cloth seat trim • Vinyl floor covering • Inertia-reel lap and diagonal seatbelts • Height-adjustable outer front seatbelts		●		
<b>Vinyl seat trim:</b> • Grey vinyl seat trim – Not available with Convenience Pack / Construction Pack / air-suspended driver's seat options / dual front passengers' multi-function office bench seat. – Not available on Minibus models.	TACQ	N/C	<b>No-cost option</b>	
<b>Driver's seat:</b> • Height • Reach • Backrest recline • Height-adjustable padded head restraint • Driver's seat armrest		●		
<b>'Comfort' driver's seat:</b> • Lumbar adjustment • Height • Reach • Backrest recline • Height-adjustable padded head restraint • Centre fold-away armrest – Not available with Construction Pack option. L4 R3500 HD Dropside models.	B21	○	135.00	<b>162.00</b>
<b>Air-suspended driver's seat:</b> • Lumbar adjustment • Height • Reach • Backrest recline • Height-adjustable padded head restraint • Centre fold-away armrest – Not available with vinyl seat trim option. – Not available on L2 Doublecab / Tipper / Combi / Minibus models.	A5Z	○	410.00	<b>492.00</b>
<b>Dual front passengers' bench seat:</b> • Fixed position bench seat and backrest • Centre seat features flat-folding backrest with twin drinks holders, flat work surface and storage tray • Height-adjustable outer front padded head restraint • Fixed centre seat padded head restraint		●		
<b>Single front passenger's seat:</b> • Reach • Backrest recline • Height-adjustable padded head restraint – Not available with Convenience Pack option.	AE1	N/C	<b>No-cost option</b>	
<b>Single 'Comfort' front passenger's seat:</b> • Lumbar adjustment • Reach • Backrest recline • Height-adjustable padded head restraint • Centre fold-away armrest – Only available with driver's comfort / air-suspended driver's seat options. – Not available on Minibus.	AHZ	○	60.00	<b>72.00</b>
<b>Convenience Pack:</b> • 'Comfort' driver's seat with armrest and lumbar support • Multi-function office bench seat with folding seat back on centre passenger seat including swivelling work tray and tilt forward seat cushions with underseat storage • Retractable A4 facia document clip • 'One-touch down' facility for driver's electrically operated window • Bulkhead soundproofing (Panel Van only) – Not available Combi / Minibus / Trabus models.	XiC6	○	185.00	

## SEATING – DOUBLECAB

<b>Rear seating:</b> • Four-individually contoured rear seats • Inertia-reel lap and diagonal seatbelts • Padded head restraints • Integrated storage nets and cup holders • Full-length tray under rear seat cushion – Standard on Doublecab. • Side and overhead rear seat storage pockets – Doublecab only.	D29	○	70.00	
---	-----	---	-------	--

● = Standard equipment. ○ = Optional at extra cost. N/C = No-cost option.

# MOVANO EQUIPMENT / OPTIONS

## CABIN STORAGE

	Option code		Price (£) exc. VAT	Total (£) inc. VAT
<b>Accessory sockets:</b> • 12-volt accessory socket beside gear lever		●		
<b>Facia storage:</b> • Driver's coin, ticket and card holder • Driver's oddments storage • Lidded glovebox (11-litre capacity) • Central drinks holder • Front passenger semi-covered document tray		●		
<b>Front door pockets:</b> • Large door pocket with capacity for a 2-litre drink bottle • Oddments pocket		●		
<b>Additional storage:</b> • Overhead storage shelf		●		
<b>Smoker Pack:</b> • Removable ashtray • Illuminated cigar lighter	DT4	○	50.00	<b>60.00</b>

## DRIVER ASSISTANCE

<b>Windscreen wipers:</b> • Two-speed windscreen wipers • Variable intermittent wipe • Electric screenwash		●		
<b>Parking assistance:</b> • Rear-view camera – <i>Panel Van / Doublecab / Combi models.</i>	UVC	○	760.00	<b>912.00</b>
• Rear parking distance sensors – <i>Not available on Chassis / Crew / Platform Cab models or derivatives.</i>	UD7	○	275.00	<b>330.00</b>
• Rear-view camera • Rear parking distance sensors – <i>Panel Van / Doublecab / Combi models.</i>	UCI	○	1025.00	<b>1230.00</b>
• Nearside blind-spot / junction mirror located in front passenger sunvisor		●		
<b>Cruise control, speed limiter and multi-function trip computer:</b> • Cruise control • Trip odometer • Vehicle range based on remaining fuel • Average speed • Average fuel economy • Instantaneous fuel economy • Driving time	K34	○	260.00	<b>312.00</b>
<b>Speed limiter:</b> • Choice of three speeds: 56mph / 62mph / 68mph – <i>56mph speed limiter standard on RWD HD 4500 models.</i> – <i>62mph speed limiter standard on Minibus / Trabus.</i>	KYJ/ KYK/ KYL	○	85.00	<b>102.00</b>

● = Standard equipment. ○ = Optional at extra cost.

# MOVANO EQUIPMENT / OPTIONS

## DRIVER INFORMATION

	Option code		Price (£) exc. VAT	Total (£) inc. VAT
<b>Instrumentation:</b> • Speedometer • Rev counter • Digital fuel gauge with low fuel warning light • Coolant temperature gauge with warning light		●		
<b>ECO features:</b> • Shift-up indicator (manual models) – Indicates when to change gear for optimum fuel economy.		●		
<b>Driver information display:</b> • Monochrome display located in instrument cluster • Odometer • Service-due indicator • Displays trip computer data (when fitted)		●		
<b>Central fascia display:</b> • Audio information • Digital clock with automatic RDS time adjustment • Outside air temperature with ice warning function • Additional features and location dependent on infotainment unit (see Audio, Communication and Navigation for details)		●		
<b>Warning indicators:</b> • Low oil level, low brake fluid, brake pad wear, battery, fuel filter, low AdBlue® level, seatbelt warning and doors open		●		
<b>Digital tachograph:</b> • CANbus interface • Odometer display is changed from miles to kilometres – Standard on RWD HD 4500 / Minibus / Trabus models. – Not available with pneumatic rear suspension. – Important: The digital tachograph must be specified at time of ordering as it cannot be fitted retrospectively. Option price does not include calibration which must be carried out at an approved tachograph centre within 14 days of the vehicle's registration. Please note: The legislation regarding the use of tachographs is complex and operators should seek independent advice or speak to the Commercial Vehicle specialist at your Vauxhall retailer to ensure compliance. Alternatively your local DVLA office will also be able to provide clarification of the relevant legislation.	TGP	○	535.00	<b>642.00</b>

● = Standard equipment. ○ = Optional at extra cost.



# MOVANO EQUIPMENT / OPTIONS

## INFOTAINMENT

	Option code		Price (£) exc. VAT	Total (£) inc. VAT
<b>CD 16 BT USB:</b> <i>Onboard features:</i> • DAB digital radio / AM/FM stereo radio with 18-station presets • CD/MP3 CD player • High-level display • RDS with Traffic Programme • Two 15-watt speakers <i>Media connections:</i> • USB connection with iPod control • Aux-in socket • Bluetooth® audio streaming (A2DP Profile) <i>Mobile phone portal:</i> • Bluetooth® connectivity • Handsfree calls via steering wheel controls • Vehicle microphone • Phone book access – <i>Contacts/last calls/missed calls etc. (features dependent on mobile phone).</i>		●		
<b>NAVI 50 IntelliLink:</b> <i>Onboard features:</i> • DAB digital radio / AM/FM stereo radio with 18-station presets • 7-inch facia-mounted colour touchscreen • RDS with Traffic Programme • Two 20-watt speakers <i>Navigation features:</i> • Satellite navigation system • 3D street level mapping • Major route mapping for Western Europe <i>Media connections:</i> • USB connection with iPod control • Aux-in socket • Bluetooth® audio streaming (A2DP Profile) <i>Mobile phone portal:</i> • Bluetooth® connectivity • Handsfree calls via steering wheel controls • Vehicle microphone • Phone book access – <i>Contacts/last calls/missed calls etc. are mirrored on IntelliLink's display and are easily navigated using the touchscreen (features dependent on mobile phone).</i> – Not available on Minibus models.	100	○	660.00	<b>792.00</b>
<b>NAVI 80 IntelliLink:</b> <i>Onboard features:</i> • DAB digital radio / AM/FM stereo radio with 18-station presets • 7-inch facia-mounted colour touchscreen • RDS with Traffic Programme • Two speakers • 20 watts per channel output <i>Navigation features:</i> • Satellite navigation system • 3D street level mapping • Major route mapping for Western Europe <i>Media connections:</i> • USB connection with iPod control • Aux-in socket • Bluetooth® audio streaming (A2DP Profile) • Integrated voice control <i>Mobile phone portal:</i> • Bluetooth® connectivity • Handsfree calls via steering wheel controls • Vehicle microphone • Phone book access – <i>Contacts/last calls/missed calls etc. are mirrored on IntelliLink's display and are easily navigated using the touchscreen (features dependent on mobile phone).</i> – Not available on Minibus models.	2L3	○	1060.00	<b>1272.00</b>
<b>Additional features:</b> • Steering column mounted audio controls • Flexible roof-mounted aerial		●		

● = Standard equipment. ○ = Optional at extra cost.

# MOVANO EQUIPMENT / OPTIONS

## HEATING AND VENTILATION

	Option code		Price (£) exc. VAT	Total (£) inc. VAT
<b>Cab heating:</b> • Four-speed fan • Illuminated controls • Four adjustable facia vents • Windscreen demist vents • Side window demist vents		●		
<b>Air conditioning:</b> • Air recirculation facility • Pollen filter • Illuminated controls • Chilled glovebox facility – <i>not available on Minibus models.</i>	C60	○	610.00	<b>732.00</b>
<b>Electronic climate control:</b> • Incorporating air conditioning • LCD temperature display • Automatic air direction and fan speed with manual override • Illuminated controls • Pollen filter • Chilled glovebox facility – <i>not available on Combi / Minibus / Trabus models.</i>	C61	○	910.00	

## LOAD ACCESS – PANEL VAN / DOUBLECAB

<b>Nearside access:</b> <i>Nearside side-access door:</i> • Nearside sliding side-access door • Unglazed – <i>Standard on Panel Van.</i>		●		
<i>Nearside side-access door with fixed windows:</i> • Fixed window to standard nearside side-access door (£165) • Fixed window to opposite offside body panel (£165) – <i>Standard on Doublecab.</i>	▲	○	330.00	
<i>Nearside side-access door with sliding windows:</i> • Sliding window to standard nearside side-access door (£335) • Sliding window to opposite offside body panel (£335)	▲	○	670.00	
<b>Offside access:</b> <i>Offside side-access door:</i> • Offside sliding side-access door • Unglazed – <i>Panel Van only.</i>	▲	○	310.00	
<i>Offside side-access door with fixed windows:</i> • Fixed window to standard nearside side-access door (£165) • Offside side-access door (£310) • Fixed window to offside side-access door (£165)	▲	○	640.00	
<i>Offside side-access door with sliding windows:</i> • Sliding window to standard nearside side-access door (£335) • Offside side-access door (£310) • Sliding window to offside side-access door (£335)	▲	○	980.00	<b>1176.00</b>
<b>Rear access:</b> <i>Rear solid doors:</i> • Twin rear doors • 90°/180° opening • Twin rear doors • 270° opening – <i>Not available on L1 models.</i>	7U4	○	285.00	
<i>Rear glazed doors:</i> • Glazed rear doors • 90°/180° opening • Glazed rear doors • 270° opening – <i>Not available on L1 models.</i>	J1X	○	110.00	
• Heated rear windows	J1T	○	385.00	
	A10	○	110.00	<b>132.00</b>

## GLAZED PACK – PANEL VAN

• Fixed window to standard nearside side-access door • Fixed window to opposite offside body panel • Rear glazed doors • Rear glazed side panels – <i>Panel Van only. Standard on Combi / Minibus / Trabus models.</i>	A10	○	430.00	
---	-----	---	--------	--

● = Standard equipment. ○ = Optional at extra cost. ▲ = Please refer to Ordering Guide.

**Please note:** The air conditioning in vehicles with N1, N2 or M2 type approval relies upon fluorinated greenhouse gases (R134a) for its functioning. The front system contains a quantity of overall 580g of R 134a, which corresponds to a CO<sub>2</sub> equivalent of 0.83 tons. The front and rear system in versions with up to 9-seats contains a quantity of overall 1,100g of R 134a, which corresponds to a CO<sub>2</sub> equivalent of 1.57 tons. The front and rear system in versions with more than 16-seats contains a quantity of overall 1,700g of R 134a, which corresponds to a CO<sub>2</sub> equivalent of 2.43 tons. The global warming potential amounts to 1430. Information acc. to R (EU) No. 517/2014.

# MOVANO EQUIPMENT / OPTIONS

## LOAD RESTRAINT – PANEL VAN / DOUBLECAB

	Option code		Price (£) exc. VAT	Total (£) inc. VAT
<b>Load anchorage/net:</b>		●		
• Fixed floor-mounted load restraint lashing eyes (L1 models x 6, L2/L3 models x 8, L4 models x 10)				
• Nearside/offside rear door column load restraint lashing eyes				
• Fixed side-mounted anchorage points (x 8) – <i>Not available with grab handle options.</i>	ANY	○	85.00	
• Load protection net (L2/L3 models only) – <i>Not available on RWD HD 4500 HD models / with floor and roof fixing rail.</i>	XBEC	○	570.00	
<b>Load fixing rails:</b>				
<b>Floor/roof fixing rails (FWD L2 H2/L3 H2 models only):</b>				
• Two parallel roof rails • Two parallel floor rails • Anti-slip wooden floor – <i>Not available with resin-coated load floor / load protection net.</i>	XBDB	L2 ○ L3 ○	1005.00 1185.00	
<b>Floor fixing rails (FWD L2/L3 models only):</b>				
• Two parallel floor rails • Anti-slip wooden floor – <i>Not available with resin-coated load floor / load protection net.</i>	XBCE	L2 ○ L3 ○	795.00 970.00	
<b>Dual side fixing rails – dual height (FWD L2/L3 models only):</b>				
• Two nearside parallel side rails • Two parallel offside side rails • Plastic infill protective load lining panels – <i>Not available with half or full-height load lining trim / Glazing Pack.</i>	XBCO	L2 ○ L3 ○	880.00 1100.00	
<b>Side fixing rails – mid height (FWD L2/L3 models only):</b>				
• Single nearside side rail • Single offside side rail • Plastic infill protective load lining panels – <i>Not available with half or full-height load lining trim / Glazing Pack.</i>	XBBA	L2 ○ L3 ○	750.00 925.00	
Adjustable securing lashing eyes for use with fixing rails	XBCI	○	55.00	
Ratcheted strap for use with fixing rails	XBDX	○	50.00	
Telescopic blocking bars – <i>Only available with floor or side fixing rails.</i>	XBDT	○	205.00	
Adjustable partition wall – <i>Only available with floor and roof fixing rails.</i>	XBDI	○	1205.00	

● = Standard equipment. ○ = Optional at extra cost.

# MOVANO EQUIPMENT / OPTIONS

## LOAD PROTECTION – PANEL VAN / DOUBLECAB

	Option code		Price (£) exc. VAT	Total (£) inc. VAT
<b>Load lining:</b>				
Half-height plywood load lining panels	N18	L1/L2 ○	170.00	
		L3 ○	190.00	
		L4 ○	210.00	
<ul style="list-style-type: none"> <li>• Full-height plywood load lining</li> <li>• Plywood wheel arch protection</li> </ul> – Not available with glazed side-access door(s) / Only available with resin-coated plywood load floor covering.	N20	L1/L2 ○	450.00	
		L3/L4 ○	570.00	
Resin-coated plywood load floor covering	B68	L1/L2 ○	330.00	
		L3/L4 ○	370.00	

## ADDITIONAL LOAD AREA FEATURES – PANEL VAN / DOUBLECAB

Two grab handles (side-access and rear doors) – Not available with side-mounted anchorage points.	XBBG	○	75.00	
Three grab handles (two side-access and rear doors) – Not available with side-mounted anchorage points.	XBEJ	○	100.00	
Illuminated load area		●		
LED illuminated load area	XBHN	○	95.00	
Glazed load area roof panel – Not available on H3 models.	OC6	○	260.00	
Two glazed load area roof panels – L2 H2, L3 H2 and L4 H2 Panel Van models.	OC7	○	510.00	

● = Standard equipment. ○ = Optional at extra cost.

# MOVANO EQUIPMENT / OPTIONS

## EXTERIOR CONVENIENCE / STYLING

	Option code		Price (£) exc. VAT	Total (£) inc. VAT
<b>Exterior features:</b>		●		
<ul style="list-style-type: none"> <li>Integral steps in front bumper</li> <li>Laminated windscreen</li> <li>Body side-protection mouldings</li> </ul>				
<ul style="list-style-type: none"> <li>Front and rear mudflaps</li> </ul>	Q8H	○	60.00	<b>72.00</b>
<ul style="list-style-type: none"> <li>Rear bumper with integral step</li> <li>– Standard on RWD / RWD HD models.</li> </ul>	VF6	○	260.00	
<b>Windows:</b>		●		
<ul style="list-style-type: none"> <li>Electrically operated front windows</li> </ul>				
<b>Door mirrors:</b>		●		
<ul style="list-style-type: none"> <li>Foldable electrically adjustable/heated door mirrors</li> <li>Wide-angle mirror on driver's side</li> <li>Integrated side-repeat indicators</li> </ul>				
<b>Paint finish:</b>		○		<b>At extra cost</b>
<ul style="list-style-type: none"> <li>Special paint</li> <li>– Restrictions apply, please consult your Retailer for details.</li> </ul>				

## EXTERIOR LIGHTING

<b>Standard lighting:</b>		●		
<ul style="list-style-type: none"> <li>Lights-on audible warning</li> <li>Manual headlight beam levelling</li> <li>Twin reversing lights</li> <li>Hazard warning lights</li> <li>Rear fog lights</li> <li>Centre rear brake light (excluding Chassis / Crew / Platform Cab models or derivatives)</li> <li>Side-repeater in exterior mirrors</li> </ul>				
<ul style="list-style-type: none"> <li>Front fog lights – standard on 4500 / Minibus / Trabus models.</li> </ul>	T3U	○	105.00	<b>126.00</b>
<b>Lighting Pack:</b>		○		
<ul style="list-style-type: none"> <li>Static cornering lights</li> <li>Front fog lights</li> <li>Automatic lighting control</li> <li>Rain-sensitive windscreen wipers</li> <li>Door-to-door illumination</li> <li>– Standard on 4500 / Minibus / Trabus models.</li> </ul>	HME	○	255.00	<b>306.00</b>

● = Standard equipment. ○ = Optional at extra cost.

# MOVANO OPTIONS

## EXTERIOR COLOURS

		Price (£) exc. VAT	Total (£) inc. VAT			
 <p><b>Arctic White (11U)</b> • Solid paint</p>	 <p><b>Signal Blue (GKX)</b> • Solid paint</p>	●				
 <p><b>Mandarin Orange (99U)</b> • Solid paint</p>	 <p><b>North Sea Blue (24U)</b> • Solid paint</p>					
 <p><b>Saffron Yellow (98U)</b> • Solid paint</p>	 <p><b>Ink Blue (23U)</b> • Solid paint</p>					
 <p><b>Poppy Red (74U)</b> • Brilliant paint</p>				○	320.00	<b>384.00</b>
 <p><b>Halo Silver (GKY)</b> • Two-coat metallic paint</p>	 <p><b>Ambient Blue (GKW)</b> • Two-coat metallic paint</p>			○	450.00	<b>540.00</b>
 <p><b>Pearl Black (GUK)</b> • Two-coat metallic paint</p>						

● = Standard equipment. ○ = Optional at extra cost.

The colours reproduced may vary slightly from the actual paint colour. As a result they should be used as a guide only. Your Vauxhall Retailer has a comprehensive display of our paint samples. On Cab and Conversion variants the colours illustrated apply to the vehicle cab only.



# MOVANO EQUIPMENT / OPTIONS

## WHEELS AND TYRES

	Option code		Price (£) exc. VAT	Total (£) inc. VAT
<b>FWD 2800 / FWD 3300 models:</b> • 6.5J x 16-inch steel wheels • 215/65 R 16 tyres • Full-size spare wheel • Wheel centre covers		●		
<b>FWD 3500 models:</b> • 6.5J x 16-inch steel wheels • 225/65 R 16 tyres • Full-size spare wheel • Wheel centre covers		●		
<b>RWD 3500 models:</b> • 7J x 16-inch steel wheels • 235/65 R 16 tyres • Full-size spare wheel • Wheel centre covers		●		
<b>RWD HD 3500 / RWD HD 4500 models:</b> • 5.5J x 16-inch steel wheels • 195/75 R 16 tyres • Twin rear wheels • Full-size spare wheel		●		
<b>All-season tyres – Continental Vanco Four Season 2:</b> FWD models: 225/65 R 16 – <i>Not available on FWD 2800 models.</i> RWD models: 235/65 R 16 RWD HD models: 195/75 R 16	NRK	○	360.00	<b>432.00</b>
<b>Full-diameter wheel covers:</b> – <i>Not available on RWD HD models.</i>	QP9	○	60.00	<b>72.00</b>
<b>Tyre inflation kit in lieu of spare wheel:</b> – <i>Not available on RWD / RWD HD models. Standard on Minibus models.</i>	WTC	N/C		<b>No-cost option</b>

● = Standard equipment. ○ = Optional at extra cost. N/C = No-cost option.

## TYRE RATINGS

Tyre size	Fuel efficiency group	Wet grip performance	External noise	
			Measured (dB)	Group
195/75 R 16	B	B	72	
215/65 R 16	B	B	71	
225/65 R 16	B-E	B-C	70	
235/65 R 16	C-E	B	70	

Tyre rating according to EU Regulation 1222/2009

# MOVANO EQUIPMENT / OPTIONS

## MECHANICAL

	Option code		Price (£) exc. VAT	Total (£) inc. VAT																		
<b>Transmission:</b> <i>Six-speed manual gearbox:</i> FWD models: • Transverse engine/gearbox • L1/L2/L3 models RWD / RWD HD models: • Longitudinal engine/gearbox • L3/L4 models  <i>Tecshift six-speed transmission:</i> – Tecshift transmission adds electronic control for both the clutch and gear selection to the standard six speed transmission. <b>Electronic clutch control</b> – Tecshift automatically operates the clutch, meaning that there is no clutch pedal and the vehicle can be driven by an 'automatic-only' driving licence holder. <b>Electronic gear selection</b> – Tecshift also controls gear selection, leaving the driver with two gear-shifting options – automatic or manual. <b>Automatic mode</b> – The driver selects forward or reverse gear and Tecshift does everything else, just like an automatic gearbox. <b>Manual mode</b> – The driver can change gear sequentially by pushing the lever forward (higher gear) or pulling it backwards (lower gear). A 'kickdown' function – going through two or more gears – is also possible in manual mode.		●																				
	N/A	○	See price pages																			
<b>Steering:</b> • Electrically assisted power steering • Power-assisted rack and pinion system • Turns lock-to-lock: 3.7  <b>Turning circles:</b> <table border="1"> <thead> <tr> <th></th> <th>Kerb-to-kerb</th> <th>Wall-to-wall</th> </tr> </thead> <tbody> <tr> <td>FWD L1</td> <td>12.0m (39.3ft.)</td> <td>12.5m (41.0ft.)</td> </tr> <tr> <td>FWD / RWD / RWD HD L2</td> <td>13.6m (44.6ft.)</td> <td>14.1m (46.2ft.)</td> </tr> <tr> <td>FWD L3</td> <td>15.7m (51.5ft.)</td> <td>16.2m (53.1ft.)</td> </tr> <tr> <td>RWD / RWD HD L3</td> <td>13.6m (44.6ft.)</td> <td>14.1m (46.2ft.)</td> </tr> <tr> <td>RWD / RWD HD L4</td> <td>15.7m (51.5ft.)</td> <td>16.2m (53.1ft.)</td> </tr> </tbody> </table>		Kerb-to-kerb	Wall-to-wall	FWD L1	12.0m (39.3ft.)	12.5m (41.0ft.)	FWD / RWD / RWD HD L2	13.6m (44.6ft.)	14.1m (46.2ft.)	FWD L3	15.7m (51.5ft.)	16.2m (53.1ft.)	RWD / RWD HD L3	13.6m (44.6ft.)	14.1m (46.2ft.)	RWD / RWD HD L4	15.7m (51.5ft.)	16.2m (53.1ft.)		●		
	Kerb-to-kerb	Wall-to-wall																				
FWD L1	12.0m (39.3ft.)	12.5m (41.0ft.)																				
FWD / RWD / RWD HD L2	13.6m (44.6ft.)	14.1m (46.2ft.)																				
FWD L3	15.7m (51.5ft.)	16.2m (53.1ft.)																				
RWD / RWD HD L3	13.6m (44.6ft.)	14.1m (46.2ft.)																				
RWD / RWD HD L4	15.7m (51.5ft.)	16.2m (53.1ft.)																				
<b>Brakes:</b> <i>Front ventilated disc brakes:</i> • FWD / RWD / RWD HD: 302mm x 28mm  <i>Rear disc brakes:</i> • FWD / RWD: 305mm x 12mm • RWD HD: 305mm x 18mm		●																				
<b>Power take-off (manual models only):</b> • Engine driven power take-off – Single turbo FWD. Not available with air conditioning / electronic climate control options. – BiTurbo FWD and all RWD. Only available with air conditioning / electronic climate control options.  • Gearbox-driven power take-off – RWD / RWD HD models only. – Not available with increased engine idle speed.  • Increased engine idle speed – Not available with 110PS Start/Stop engines.	V66	○	160.00	<b>192.00</b>																		
	M1F	○	460.00																			
	UF3	○	60.00																			
<b>Fuel tank:</b> • 80 litres (17.6 gallons) capacity • 105 litres (23.1 gallons) capacity – Not available on Core Conversions (excluding L3 Box) / Minibus models.		●																				
	NH7	○	110.00	<b>132.00</b>																		
<b>Towing:</b> • Tow bar with 13-pin electrics • Trailer stability programme – Unless specific exemptions apply, vehicles operated with a trailer, where the combined weight of the vehicle, trailer and payload exceeds 3500kg, require a digital tachograph.	VR2 or VTO	○	385.00	<b>462.00</b>																		

● = Standard equipment. ○ = Optional at extra cost.



# MOVANO EQUIPMENT / OPTIONS

## MECHANICAL

	Option code		Price (£) exc. VAT	Total (£) inc. VAT
<b>Electrical:</b>		●		
<ul style="list-style-type: none"> <li>• 95Ah maintenance-free battery (105Ah on Tecshift models) • 185A alternator</li> <li>• Second battery</li> </ul> – Not available with single passenger seat options / Air-suspended driver's seat / Trabus models.	OBC	○	485.00	<b>582.00</b>
<b>CANbus interface:</b>				
Allows the vehicle's electrical systems to integrate with additional equipment. – Standard on RWD HD 4500 models. – Not available on Combi models when front and rear air conditioning is specified.	KC6	○	135.00	<b>162.00</b>
<b>Six-pin electrical connector for conversions:</b>				
– Standard on Dropside / Tipper. Not available on Combi models when front and rear air conditioning is specified.	KPD	○	60.00	<b>72.00</b>
<b>Front suspension:</b>		●		
<ul style="list-style-type: none"> <li>• MacPherson type • Independent double wishbones • Coil springs</li> <li>• Telescopic dampers</li> </ul>				
<b>Rear suspension:</b>		●		
<ul style="list-style-type: none"> <li>• Tubular axle • Telescopic dampers • Variable rate leaf springs</li> </ul> FWD models: • Single leaf springs • Single rear wheels RWD models: • Double leaf springs • Single rear wheels RWD HD models: • Triple leaf springs • Twin rear wheels				
<b>Pneumatic rear suspension:</b>				
– Only available with six-pin connector and CANbus. – Only available on FWD 3300 / FWD 3500 L2/L3 models. – Not available on Combi / Minibus / Trabus.	F47	○	2010.00	
<b>Construction Pack (RWD models only):</b>				
<ul style="list-style-type: none"> <li>• Air-suspended driver's seat with armrest • Automatic locking rear differential</li> <li>• Tow bar with 13-pin electrics • Trailer stability programme – Not available on Tipper / Box Van.</li> </ul>	HMG	○	960.00	
<b>Automatic locking rear differential (RWD models only)</b>	G94	○	510.00	

● = Standard equipment. ○ = Optional at extra cost.

# MOVANO SPECIFICATIONS – Final

## ENGINES

	2.3CDTi (110PS) BlueInjection	2.3CDTi (130PS) BlueInjection	2.3CDTi BiTurbo (130PS) BlueInjection	2.3CDTi BiTurbo (145PS) BlueInjection with Start/Stop
Capacity	2298cc	2298cc	2298cc	2298cc
Maximum power	110PS (81kW) @ 3500rpm	130PS (96kW) @ 3500rpm	130PS (96kW) @ 3500rpm	145PS (107kW) @ 3500rpm
Maximum torque	290Nm (214 lb.ft.) @ 1500rpm	320Nm (236 lb.ft.) @ 1500rpm	330Nm (243 lb.ft.) @ 1500rpm	360Nm (266 lb.ft.) @ 1500rpm
Configuration	4 cylinders, 4 valves per cylinder, double overhead camshafts			
Fuel/induction system	Fixed geometry turbocharger and intercooler. Common rail fuel injection		Twin variable geometry turbochargers and intercoolers. Common rail fuel injection	
Emission compliance	Euro 6	Euro 6	Euro VI	Euro 6 (FWD) / Euro VI (RWD)
Service interval	25,000 miles (20,000 miles on Minibus models) or two years (whichever occurs sooner)			

	2.3CDTi BiTurbo (163PS) BlueInjection with Start/Stop	2.3CDTi BiTurbo (170PS) BlueInjection with Start/Stop
Capacity	2298cc	2298cc
Maximum power	163PS (120kW) @ 3500rpm	170PS (125kW) @ 3500rpm
Maximum torque	360Nm (266 lb.ft.) @ 1500-2750rpm	380Nm (280 lb.ft.) @ 1500rpm
Configuration	4 cylinders, 4 valves per cylinder, double overhead camshafts	
Fuel/induction system	Twin variable geometry turbochargers and intercoolers. Common rail fuel injection	
Emission compliance	Euro VI	Euro 6
Service interval	25,000 miles or two years (whichever occurs sooner)	

## VAUXHALL ASSISTANCE / WARRANTIES \*

### STANDARD FEATURES:

#### Three-year warranty:

- One-year/unlimited mileage manufacturer's warranty
- Second and third-year manufacturer's warranty with a 100,000 miles limitation

#### Vauxhall Assistance:

- 12-month assistance for accidents/roadside assistance

#### Anti-perforation warranty:

- Six-year body panel warranty

\* = Warranty is only available on base vehicles sourced from Vauxhall Motors Ltd. Terms and conditions apply – please see your Retailer for details.

Vehicles with BlueInjection technology will need regular AdBlue® top-ups also between servicing requirements. An indicator integrated into the on-board computer will warn you when you need to top up. More information under [www.vauxhall.co.uk/blueinjection](http://www.vauxhall.co.uk/blueinjection). In accordance with regulations R (EC) No. 715/2007 and R (EC) No. 692/2008 (in the versions respectively applicable).

### PLATED WEIGHTS AND TOWING DATA KG – PANEL VAN / DOUBLECAB

	Plated weights		Towing weights		Plated Gross Combination Weights (GCW)
	Front axle	Rear axle	Braked	Unbraked	
FWD 2800 – L1 H1	1550	1650	2500	750	5300
– L1 H2	1650	1900	2500	750	5300
FWD 3300	1650	1900	2500	750	5800
FWD 3500	1850	2100	2500	750	6000
RWD 3500	1850	2300	2500	750	6000
RWD 3500 HD	1850	2800	3000	750	6500
RWD 4500 HD	1850	3200	3000	750	7500

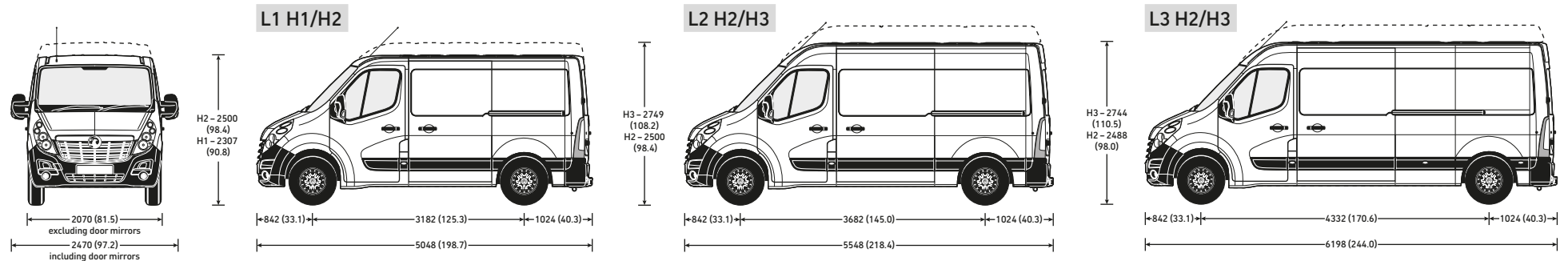
Gross plated weights (including axle weights) quoted on the vehicle plate are to UK plated weight specification and must never be exceeded.

### PLATED WEIGHTS AND TOWING DATA KG – CAB / CONVERSION

	Plated weights		Towing weights		Plated Gross Combination Weights (GCW)
	Front axle	Rear axle	Braked	Unbraked	
FWD 3500	1850	2100	2500	750	6000
RWD 3500	1850	2300	2500	750	6000
RWD 3500 HD	1850	2800	3500	750	7000
RWD 4500 HD	1850	3200	3000	750	7500

Gross plated weights (including axle weights) quoted on the vehicle plate are to UK plated weight specification and must never be exceeded.

# MOVANO FWD PANEL VAN SPECIFICATIONS – Final



WEIGHTS KG – FWD PANEL VAN							
GVW		L1 H1	L1 H2	L2 H2	L2 H3	L3 H2	L3 H3
2800 FWD	Kerbweight	1852	1880	-	-	-	-
	Payload	948	920	-	-	-	-
3300 FWD	Kerbweight	1857	1885	1929	-	-	-
	Payload	1443	1415	1371	-	-	-
3500 FWD*	Kerbweight	1862	1890	1934	1975	2015	2055
	Payload	1638	1610	1566	1525	1485	1445

**Note:** Kerbweights are minimum vehicle kerbweight according to European Type Approval and include all fluids, tools and a 90% fuel load. They will vary according to the vehicle specification (including options and accessories) with a corresponding variation in payload. Kerbweights are also subject to manufacturing tolerances (EU Legislation allows 5% tolerance). Payload figures do not allow for the weight of the driver, any passengers, or UK Specification (10kg) and should be deducted from all figures. Also Payload figures do not allow for deletable options such as Bulkhead (25kg); Sliding Doors (30kg each) or Spare Wheel (25kg), which should be deducted as appropriate. Please note that the Premium Pack adds 25kgs with a corresponding decrease in payload. **Gross plated weights** (including axle weights) quoted on the vehicle plate are to UK plated weight specification and must never be exceeded. \* = BiTurbo models add 9kg to the vehicle weight with a corresponding reduction in payload.

LOADSPACE DIMENSIONS MM (INCHES) – FWD PANEL VAN			
	L1	L2	L3
Maximum length	2583 (101.7)	3083 (121.4)	3733 (147.0)
Maximum width	1765 (69.5)	1765 (69.5)	1765 (69.5)
Width between wheel arches	1380 (54.3)	1380 (54.3)	1380 (54.3)
Maximum height – H1	1700 (66.9)	-	-
Maximum height – H2	1894 (74.6)	1894 (74.6)	1894 (74.6)
Maximum height – H3	-	2144 (84.4)	2144 (84.4)

LOADSPACE ACCESS MM (INCHES) – FWD PANEL VAN			
	L1	L2	L3
Side door aperture height – H1	1581 (62.2)	-	-
Side door aperture height – H2/H3	1780 (70.1)	1780 (70.1)	1780 (70.1)
Side door aperture width	1050 (41.3)	1270 (50.0)	1270 (50.0)
Rear door aperture height – H1	1627 (64.0)	-	-
Rear door aperture height – H2/H3	1820 (71.7)	1820 (71.7)	1820 (71.7)
Rear door aperture width	1577 (62.1)	1577 (62.1)	1577 (62.1)
Loading height	563 (22.2)	562 (22.1)	557 (21.9)

LOADSPACE VOLUMES CU.M (CU.FT) – FWD PANEL VAN						
	L1 H1	L1 H2	L2 H2	L2 H3	L3 H2	L3 H3
Panel Van – Maximum	7.8 (275)	8.6 (304)	10.8 (381)	12.3 (434)	13.0 (459)	14.8 (523)
- VDA	7.0 (247)	-	9.4 (322)	-	11.3 (399)	-

FUEL ECONOMY AND EMISSIONS – FWD PANEL VAN				
	Fuel economy mpg (litres/100km) <sup>#</sup>			CO <sub>2</sub> emissions (g/km) <sup>#</sup>
	Urban driving	Extra-urban driving	Combined figure	
<b>L1 H1 FWD</b>				
2.3CDTi (110PS/130PS)	32.1 (8.8)	40.4 (7.0)	36.7 (7.7)	201
2.3CDTi BiTurbo (145PS) S/S	38.2 (7.4)	42.8 (6.6)	40.9 (6.9)	179
<b>L1 H2 FWD</b>				
2.3CDTi (110PS/130PS)	31.7 (8.9)	39.8 (7.1)	36.2 (7.8)	204
2.3CDTi BiTurbo (145PS) S/S	37.2 (7.6)	42.2 (6.7)	40.4 (7.0)	183
<b>L2 H2/H3 FWD</b>				
2.3CDTi (110PS/130PS)	31.7 (8.9)	39.8 (7.1)	36.2 (7.8)	204
2.3CDTi (110PS) S/S ecoFLEX	34.9 (8.1)	39.8 (7.1)	37.7 (7.5)	194
2.3CDTi BiTurbo (145PS) S/S	37.2 (7.6)	42.2 (6.7)	40.4 (7.0)	183
2.3CDTi BiTurbo (170PS) S/S Tecshift	36.2 (7.8)	40.9 (6.9)	39.2 (7.2)	187
<b>L3 H2/H3 FWD</b>				
2.3CDTi (110PS/130PS)	31.4 (9.0)	39.2 (7.2)	35.8 (7.9)	207
2.3CDTi (110PS) S/S ecoFLEX	34.4 (8.2)	39.2 (7.2)	37.2 (7.6)	197
2.3CDTi BiTurbo (145PS) S/S	36.2 (7.8)	41.5 (6.8)	39.2 (7.2)	186
2.3CDTi BiTurbo (170PS) S/S	36.7 (7.7)	40.4 (7.0)	38.7 (7.3)	189
2.3CDTi BiTurbo (170PS) S/S Tecshift	35.8 (7.9)	40.4 (7.0)	38.7 (7.3)	189

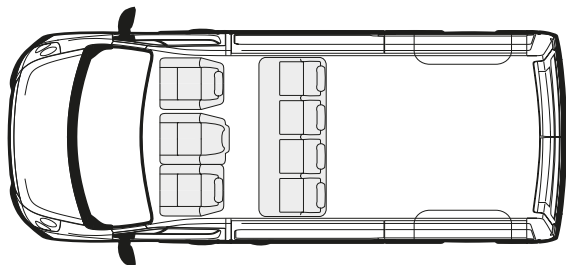
**#**Fuel consumption information is official government environmental data, tested in accordance with the relevant EU directive. Official EU-regulated test data is provided for comparison purposes and actual performance will depend on driving style, road conditions and other non-technical factors.

S/S = Start/Stop.

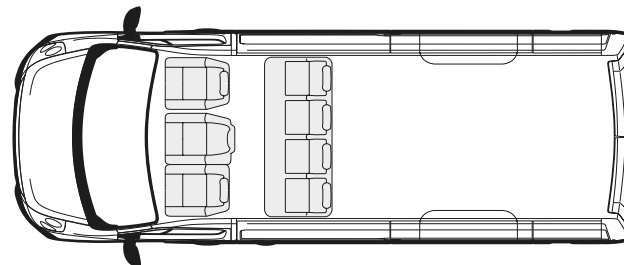
All conversions must follow 'Vauxhall Converter Requirements' including recommended dimensional data, detailed within Part 1, available at: [www.vauxhall.co.uk/conversiondata](http://www.vauxhall.co.uk/conversiondata). The weight of any fitted conversion body will have to be deducted from these figures to establish actual payload and is subject to correct weight distribution. Variations from the recommended dimensions or weights may affect the vehicle's overall centre of gravity and stability. From 29 April 2013 conversion of N1 vehicles was affected by changes to type approval - for further information refer to the VCA website (N2 vehicles were affected from 29 October 2014). For further information please contact [conversions@vauxhall.co.uk](mailto:conversions@vauxhall.co.uk)

# MOVANO FWD DOUBLECAB SPECIFICATIONS – Final

L2 H2



L3 H2



For exterior dimensions see FWD Panel Van.

## WEIGHTS KG – FWD DOUBLECAB

GVW		L2 H2	L3 H2
3500 FWD	Kerbweight	2130	2211
	Payload	1370	1289

**Note:** Kerbweights are minimum vehicle kerbweight according to European Type Approval and include all fluids, tools and a 90% fuel load. They will vary according to the vehicle specification (including options and accessories) with a corresponding variation in payload. Kerbweights are also subject to manufacturing tolerances (EU Legislation allows 5% tolerance). Payload figures do not allow for the weight of the driver, any passengers, or UK Specification (10kg) and should be deducted from all figures. Also Payload figures do not allow for deletable options such as Bulkhead (25kg); Sliding Doors (30kg each) or Spare Wheel (25kg), which should be deducted as appropriate. Please note that the Premium Pack adds 25kgs with a corresponding decrease in payload. Gross plated weights (including axle weights) quoted on the vehicle plate are to UK plated weight specification and must never be exceeded.

All conversions must follow 'Vauxhall Convertor Requirements' including recommended dimensional data, detailed within Part 1, available at [www.vauxhall.co.uk/conversiondata](http://www.vauxhall.co.uk/conversiondata). The weight of any fitted conversion body will have to be deducted from these figures to establish actual payload and is subject to correct weight distribution. Variations from the recommended dimensions or weights may affect the vehicle's overall centre of gravity and stability. From 29 April 2013 conversion of N1 vehicles was affected by changes to type approval – for further information refer to the VCA website (N2 vehicles were affected from 29 October 2014). For further information please contact [conversions@vauxhall.co.uk](mailto:conversions@vauxhall.co.uk)

## FUEL ECONOMY AND EMISSIONS – FWD DOUBLECAB

	Fuel economy mpg (litres/100km)#			CO <sub>2</sub> emissions (g/km)#
	Urban driving	Extra-urban driving	Combined figure	
<b>L2 H2 FWD</b>				
3500 2.3CDTi (130PS)	31.7 (8.9)	39.8 (7.1)	36.2 (7.8)	207
3500 2.3CDTi BiTurbo (145PS) S/S	36.2 (7.8)	41.5 (6.8)	39.2 (7.2)	186
3500 2.3CDTi BiTurbo (170PS) S/S Tecshift	35.8 (7.9)	40.4 (7.0)	38.7 (7.3)	189
<b>L3 H2 FWD</b>				
3500 2.3CDTi (130PS)	31.7 (8.9)	39.8 (7.1)	36.2 (7.8)	207
3500 2.3CDTi BiTurbo (145PS) S/S	36.2 (7.8)	41.5 (6.8)	39.2 (7.2)	186
3500 2.3CDTi BiTurbo (170PS) S/S Tecshift	35.8 (7.9)	40.4 (7.0)	38.7 (7.3)	189

#Fuel consumption information is official government environmental data, tested in accordance with the relevant EU directive. Official EU-regulated test data is provided for comparison purposes and actual performance will depend on driving style, road conditions and other non-technical factors.

S/S = Start/Stop.

## LOADSPACE DIMENSIONS MM (INCHES) – FWD DOUBLECAB

	L2	L3
Maximum length at load area	2175 (85.6)	2825 (111.2)
Maximum length behind rear seats	1990 (78.3)	2640 (103.9)
Maximum width	1765 (69.5)	1765 (69.5)
Width between wheel arches	1380 (54.3)	1380 (54.3)
Maximum height	1894 (74.6)	1894 (74.6)

## LOADSPACE ACCESS MM (INCHES) – FWD DOUBLECAB

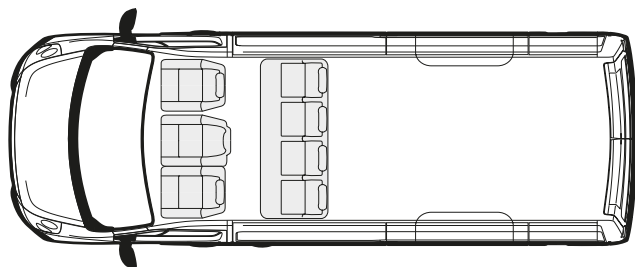
	L2	L3
Side door aperture height	1780 (70.1)	1780 (70.1)
Side door aperture width	1270 (50.0)	1270 (50.0)
Rear door aperture height	1820 (71.7)	1820 (71.7)
Rear door aperture width	1577 (62.1)	1577 (62.1)
Loading height	562 (22.1)	557 (21.9)

## LOADSPACE VOLUMES CU.M (CU.FT) – FWD DOUBLECAB

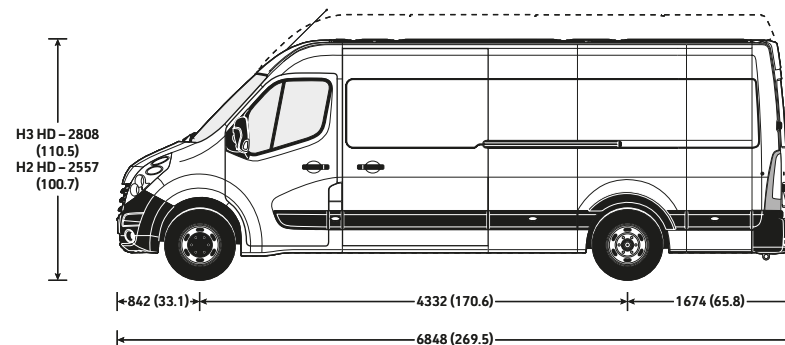
	L2 H2	L3 H2
Doublecab	6.9 (244)	9.0 (318)

# MOVANO RWD DOUBLECAB SPECIFICATIONS – Provisional

L3 H2



For exterior dimensions see RWD Panel Van.



## WEIGHTS KG – RWD DOUBLECAB

GVW		L3 H2
3500 RWD	Kerbweight	tba
	Payload	tba

**Note:** Kerbweights are minimum vehicle kerbweight according to European Type Approval and include all fluids, tools and a 90% fuel load. They will vary according to the vehicle specification (including options and accessories) with a corresponding variation in payload. Kerbweights are also subject to manufacturing tolerances (EU Legislation allows 5% tolerance). Payload figures do not allow for the weight of the driver, any passengers, or UK Specification (10kg) and should be deducted from all figures. Also Payload figures do not allow for deletable options such as Bulkhead (25kg), Sliding Doors (30kg each) or Spare Wheel (25kg), which should be deducted as appropriate. Please note that the Premium Pack adds 25kgs with a corresponding decrease in payload. Gross plated weights (including axle weights) quoted on the vehicle plate are to UK plated weight specification and must never be exceeded.

All conversions must follow 'Vauxhall Converter Requirements' including recommended dimensional data, detailed within Part 1, available at: [www.vauxhall.co.uk/conversiondata](http://www.vauxhall.co.uk/conversiondata). The weight of any fitted conversion body will have to be deducted from these figures to establish actual payload and is subject to correct weight distribution. Variations from the recommended dimensions or weights may affect the vehicle's overall centre of gravity and stability. From 29 April 2013 conversion of N1 vehicles was affected by changes to type approval – for further information refer to the VCA website (N2 vehicles were affected from 29 October 2014). For further information please contact [conversions@vauxhall.co.uk](mailto:conversions@vauxhall.co.uk)

## FUEL ECONOMY AND EMISSIONS – RWD DOUBLECAB

L3 H2 RWD	Fuel economy mpg (litres/100km)#			CO <sub>2</sub> emissions (g/km)#
	Urban driving	Extra-urban driving	Combined figure	
3500 2.3CDTi BiTurbo (130PS)	tba	tba	tba	tba
3500 2.3CDTi BiTurbo (145PS) S/S	tba	tba	tba	tba

#Fuel consumption information is official government environmental data, tested in accordance with the relevant EU directive. Official EU-regulated test data is provided for comparison purposes and actual performance will depend on driving style, road conditions and other non-technical factors.

S/S = Start/Stop.

## LOADSPACE DIMENSIONS MM (INCHES) – RWD DOUBLECAB

	L3
Maximum length at load area	2825 (111.2)
Maximum length behind rear seats	2640 (103.9)
Maximum width	1765 (69.5)
Width between wheel arches	1380 (54.3)
Maximum height	1798 (70.8)

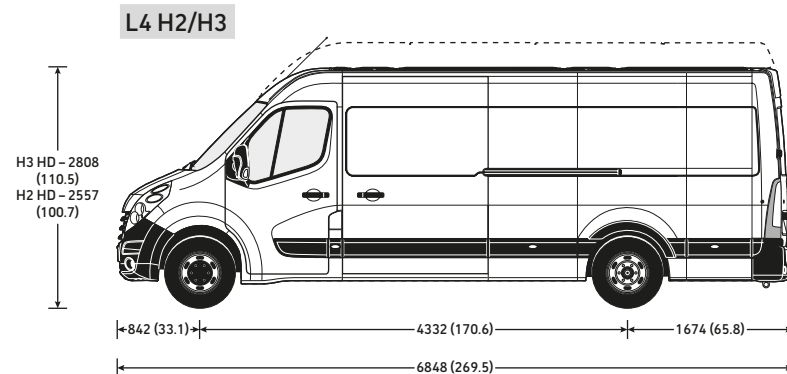
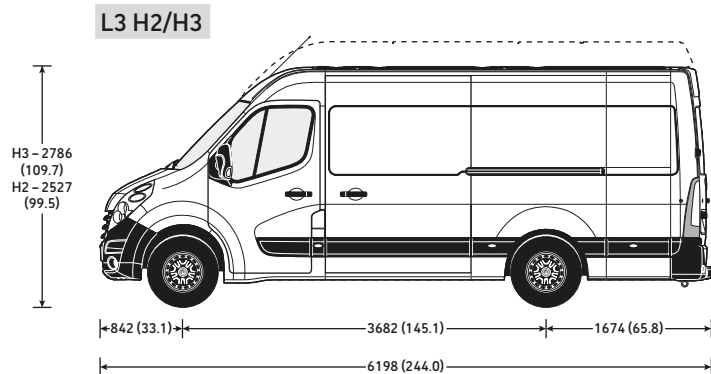
## LOADSPACE ACCESS MM (INCHES) – RWD DOUBLECAB

	L3
Side door aperture height	1684 (66.3)
Side door aperture width	1270 (50.0)
Rear door aperture height	1724 (67.9)
Rear door aperture width	1577 (62.1)
Loading heights	674 (26.5) – 696 (27.4)

## LOADSPACE VOLUMES CU.M (CU.FT) – RWD DOUBLECAB

	L3 H2
Doublecab	8.4 (297)

# MOVANO RWD PANEL VAN SPECIFICATIONS – Final



Dimensions mm (inches). Heights shown unladen.

## WEIGHTS KG – RWD PANEL VAN

GVW		L3 H2	L3 H3	L4 H2	L4 H3
3500 RWD	Kerbweight	2281	2281	2323	2354
	Payload	1219	1219	1177	1146

**Note:** Kerbweights are minimum vehicle kerbweight according to European Type Approval and include all fluids, tools and a 90% fuel load. They will vary according to the vehicle specification (including options and accessories) with a corresponding variation in payload. Kerbweights are also subject to manufacturing tolerances (EU Legislation allows 5% tolerance). Payload figures do not allow for the weight of the driver, any passengers, or UK Specification (10kg) and should be deducted from all figures. Also Payload figures do not allow for deletable options such as Bulkhead (25kg); Sliding Doors (30kg each) or Spare Wheel (25kg), which should be deducted as appropriate. Please note that the Premium Pack adds 25kgs with a corresponding decrease in payload. Gross plated weights (including axle weights) quoted on the vehicle plate are to UK plated weight specification and must never be exceeded.

All conversions must follow 'Vauxhall Converter Requirements' including recommended dimensional data, detailed within Part 1, available at: [www.vauxhall.co.uk/conversiondata](http://www.vauxhall.co.uk/conversiondata). The weight of any fitted conversion body will have to be deducted from these figures to establish actual payload and is subject to correct weight distribution. Variations from the recommended dimensions or weights may affect the vehicle's overall centre of gravity and stability. From 29 April 2013 conversion of N1 vehicles was affected by changes to type approval – for further information refer to the VCA website (N2 vehicles were affected from 29 October 2014). For further information please contact [conversions@vauxhall.co.uk](mailto:conversions@vauxhall.co.uk)

## FUEL ECONOMY AND EMISSIONS – RWD PANEL VAN

L3 H2/H3 RWD	Fuel economy mpg (litres/100km)#			CO <sub>2</sub> emissions (g/km)#
	Urban driving	Extra-urban driving	Combined figure	
3500 2.3CDTi BiTurbo (130PS)	30.4 (9.3)	32.5 (8.7)	31.4 (9.0)	232
3500 2.3CDTi BiTurbo (145PS) S/S	34.4 (8.2)	34.9 (8.1)	34.4 (8.2)	212
L4 H2/H3 RWD	Fuel economy mpg (litres/100km)#			CO <sub>2</sub> emissions (g/km)#
	Urban driving	Extra-urban driving	Combined figure	
3500 2.3CDTi BiTurbo (130PS)	30.4 (9.3)	32.5 (8.7)	31.4 (9.0)	232
3500 2.3CDTi BiTurbo (145PS/163PS) S/S	34.4 (8.2)	34.9 (8.1)	34.4 (8.2)	212

#Fuel consumption information is official government environmental data, tested in accordance with the relevant EU directive. Official EU-regulated test data is provided for comparison purposes and actual performance will depend on driving style, road conditions and other non-technical factors.

S/S = Start/Stop.

## LOADSPACE DIMENSIONS MM (INCHES) – RWD PANEL VAN

	L3	L4
Maximum length	3733 (147.0)	4383 (172.6)
Maximum width	1765 (69.5)	1765 (69.5)
Width between wheel arches	1380 (54.3)	1380 (54.3)
Maximum height – H2	1798 (70.8)	1798 (70.8)
Maximum height – H3	2048 (80.6)	2048 (80.6)

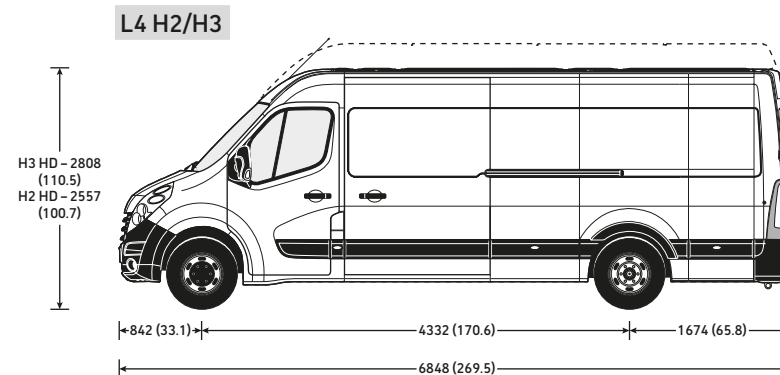
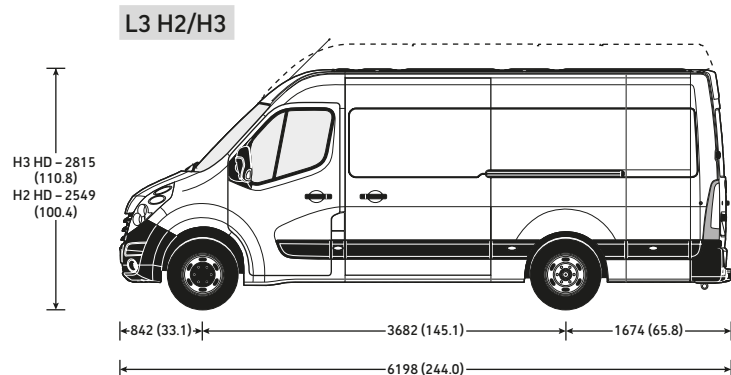
## LOADSPACE ACCESS MM (INCHES) – RWD PANEL VAN

	L3	L4
Side door aperture height	1684 (66.3)	1684 (66.3)
Side door aperture width	1270 (50.0)	1270 (50.0)
Rear door aperture height	1724 (67.9)	1724 (67.9)
Rear door aperture width	1577 (62.1)	1577 (62.1)
Loading heights	696 (27.4) – 724 (28.5)	717 (28.2)

## LOADSPACE VOLUMES CU.M (CU.FT) – RWD PANEL VAN

	L3 H2	L3 H3	L4 H2	L4 H3
Panel Van – Maximum	12.4 (438)	14.2 (501)	14.9 (526)	17.0 (600)
– VDA	10.9 (385)	12.2 (431)	12.9 (456)	14.1 (498)

# MOVANO RWD HD PANEL VAN SPECIFICATIONS – Final



Dimensions mm (inches). Heights shown unladen.

## WEIGHTS KG – RWD HD PANEL VAN

GVW		L3 H2	L3 H3	L4 H2	L4 H3
3500 RWD HD	Kerbweight	2300	2333	2378	2420
	Payload	1200	1167	1122	1080
4500 RWD HD	Kerbweight	2300	2333	2378	2420
	Payload	2200	2167	2122	2080

Note: Kerbweights are minimum vehicle kerbweight according to European Type Approval and include all fluids, tools and a 90% fuel load. They will vary according to the vehicle specification (including options and accessories) with a corresponding variation in payload. Kerbweights are also subject to manufacturing tolerances (EU Legislation allows 5% tolerance). Payload figures do not allow for the weight of the driver, any passengers, or UK Specification (10kg) and should be deducted from all figures. Also Payload figures do not allow for deletable options such as Bulkhead (25kg); Sliding Doors (30kg each) or Spare Wheel (25kg), which should be deducted as appropriate. Please note that the Premium Pack adds 25kgs with a corresponding decrease in payload. Gross plated weights (including axle weights) quoted on the vehicle plate are to UK plated weight specification and must never be exceeded.

All conversions must follow 'Vauxhall Converter Requirements' including recommended dimensional data, detailed within Part 1, available at: [www.vauxhall.co.uk/conversiondata](http://www.vauxhall.co.uk/conversiondata). The weight of any fitted conversion body will have to be deducted from these figures to establish actual payload and is subject to correct weight distribution. Variations from the recommended dimensions or weights may affect the vehicle's overall centre of gravity and stability. From 29 April 2013 conversion of N1 vehicles was affected by changes to type approval – for further information refer to the VCA website (N2 vehicles were affected from 29 October 2014). For further information please contact [conversions@vauxhall.co.uk](mailto:conversions@vauxhall.co.uk)

## FUEL ECONOMY AND EMISSIONS – RWD HD PANEL VAN

	Fuel economy mpg (litres/100km)#			CO <sub>2</sub> emissions (g/km)#
	Urban driving	Extra-urban driving	Combined figure	
<b>L3 H2/H3 RWD HD</b>				
3500 HD 2.3CDTi BiTurbo (130PS)	29.4 (9.6)	30.7 (9.2)	30.4 (9.3)	242
3500 HD 2.3CDTi BiTurbo (145PS) S/S	33.2 (8.5)	32.8 (8.6)	32.8 (8.6)	222
<b>L4 H2/H3 RWD HD</b>				
3500 HD 2.3CDTi BiTurbo (130PS)	29.4 (9.6)	30.7 (9.2)	30.4 (9.3)	242
3500 HD 2.3CDTi BiTurbo (145PS) S/S	33.2 (8.5)	32.8 (8.6)	32.8 (8.6)	222

#Fuel consumption information is official government environmental data, tested in accordance with the relevant EU directive. Official EU-regulated test data is provided for comparison purposes and actual performance will depend on driving style, road conditions and other non-technical factors.

S/S = Start/Stop.

## LOADSPACE DIMENSIONS MM (INCHES) – RWD HD PANEL VAN

	L3	L4
Maximum length	3733 (147.0)	4383 (172.6)
Maximum width	1765 (69.5)	1765 (69.5)
Width between wheel arches	1080 (42.5)	1080 (42.5)
Maximum height – H2	1798 (70.8)	1798 (70.8)
Maximum height – H3	2048 (80.6)	2048 (80.6)

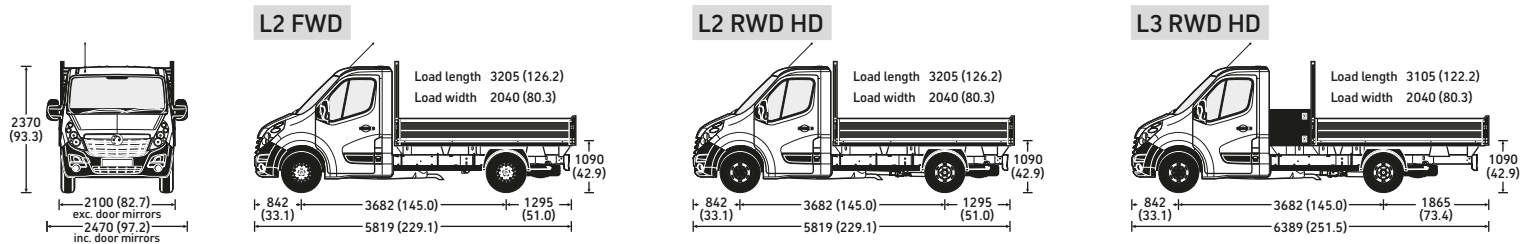
## LOADSPACE ACCESS MM (INCHES) – RWD HD PANEL VAN

	L3	L4
Side door aperture height	1684 (66.3)	1684 (66.3)
Side door aperture width	1270 (50.0)	1270 (50.0)
Rear door aperture height	1724 (67.9)	1724 (67.9)
Rear door aperture width	1577 (62.1)	1577 (62.1)
Loading heights	723 (28.4) – 724 (28.5)	717 (28.2)

## LOADSPACE VOLUMES CU.M (CU.FT) – RWD HD PANEL VAN

	L3 H2	L3 H3	L4 H2	L4 H3
Panel Van – Maximum	12.4 (438)	14.2 (501)	14.9 (526)	17.0 (600)
– VDA	10.7 (378)	12.0 (424)	12.7 (448)	13.9 (491)

# MOVANO TIPPER SPECIFICATIONS – Final



Dimensions mm (inches). Heights shown unladen.

## WEIGHTS KG – TIPPER

GVW		L2	L3
3500 FWD*	Kerbweight	2306	n/a
	Payload	1194	n/a
3500 RWD HD	Kerbweight	2586	2698
	Payload	914	802
4500 RWD HD	Kerbweight	2586	2698
	Payload	1914	1802

**Note:** Kerbweights are minimum vehicle kerbweight according to European Type Approval and include all fluids, tools and a 90% fuel load. They will vary according to the vehicle specification (including options and accessories) with a corresponding variation in payload. Kerbweights are also subject to manufacturing tolerances (EU Legislation allows 5% tolerance). Payload figures do not allow for the weight of the driver, any passengers, or UK Specification (10kg) and should be deducted from all figures. Also Payload figures do not allow for deletable options such as Bulkhead (25kg), Sliding Doors (30kg each) or Spare Wheel (25kg), which should be deducted as appropriate. Please note that the Premium Pack adds 25kgs with a corresponding decrease in payload. **Gross plated weights** (including axle weights) quoted on the vehicle plate are to UK plated weight specification and must never be exceeded. \* = BiTurbo models add 9kg-10kg to the vehicle weight with a corresponding reduction in payload. n/a = Not applicable.

All conversions must follow 'Vauxhall Converter Requirements' including recommended dimensional data, detailed within Part 1, available at: [www.vauxhall.co.uk/conversiondata](http://www.vauxhall.co.uk/conversiondata). The weight of any fitted conversion body will have to be deducted from these figures to establish actual payload and is subject to correct weight distribution. Variations from the recommended dimensions or weights may affect the vehicle's overall centre of gravity and stability. From 29 April 2013 conversion of N1 vehicles was affected by changes to type approval – for further information refer to the VCA website (N2 vehicles were affected from 29 October 2014). For further information please contact [conversions@vauxhall.co.uk](mailto:conversions@vauxhall.co.uk)

## FUEL ECONOMY AND EMISSIONS – TIPPER

	Fuel economy mpg (litres/100km) <sup>#</sup>			CO <sub>2</sub> emissions (g/km) <sup>#</sup>
	Urban driving	Extra-urban driving	Combined figure	
<b>L2 FWD</b>				
3500 2.3CDTi (130PS)	31.4 (9.0)	39.2 (7.2)	35.8 (7.9)	207
3500 2.3CDTi BiTurbo (145PS) S/S	36.2 (7.8)	40.4 (7.0)	38.7 (7.3)	189
3500 2.3CDTi BiTurbo (170PS) S/S	35.8 (7.9)	39.8 (7.1)	38.2 (7.4)	192
<b>L2 RWD HD</b>				
3500 HD 2.3CDTi BiTurbo (130PS)	29.4 (9.6)	30.7 (9.2)	30.4 (9.3)	242
3500 HD 2.3CDTi BiTurbo (145/163PS) S/S	33.2 (8.5)	32.8 (8.6)	32.8 (8.6)	222
<b>L3 RWD HD</b>				
3500 HD 2.3CDTi BiTurbo (130PS)	29.4 (9.6)	30.7 (9.2)	30.4 (9.3)	242
3500 HD 2.3CDTi BiTurbo (145PS) S/S	33.2 (8.5)	32.8 (8.6)	32.8 (8.6)	222

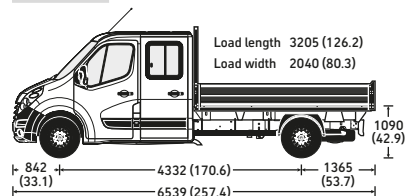
<sup>#</sup>Fuel consumption information is official government environmental data, tested in accordance with the relevant EU directive. Official EU-regulated test data is provided for comparison purposes and actual performance will depend on driving style, road conditions and other non-technical factors.

S/S = Start/Stop.

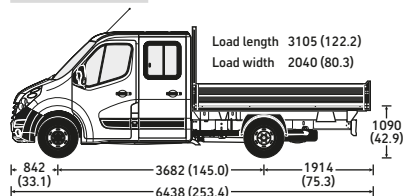


# MOVANO TIPPER CREW CAB SPECIFICATIONS – Final

## L3 FWD



## L3 RWD HD



Dimensions mm (inches). Heights shown unladen.

## TIPPER CONVERSION FEATURES

### STANDARD FEATURES:

#### Tipper assembly:

- Five-stage chrome-plated underfloor ram
- Sliding and internal self-lubricating components made of reinforced nylon and Teflon
- Anti-vibration Teflon plates on a secondary frame

#### Tipper deck:

- Steel platform, powder coated in dark grey
- Integrated cabin protection, ladder rack and side under-run protection
- 400mm anodised aluminium removable side and rear alloy panels with recessed hinges
- Top and bottom hinged rear panel • Recessed side and tailboard operating levers
- Removable rear posts • Galvanised fixing bolts
- Automatically releasing rear panel during the rear tipping phase
- Frame and cross-members in edged galvanised sheet

#### Electrics:

- Audible warning during operation • Fused power supply with isolator switch
- Electro/hydraulic power pack • Side lights where required
- Remote control on wander-lead located behind driver's seat

#### Exterior:

- Additional half-height tool box on L3 Chassis Cab Tipper models (2100 x 650 x 750mm)
- Rear mudflaps

#### Load restraint:

- Eight integrated load lashing points conforming to DIN 75410 standards

## WEIGHTS KG – TIPPER CREW CAB

GVW		L3
3500 FWD*	Kerbweight	2436
	Payload	1064
4500 HD RWD	Kerbweight	2755
	Payload	1595

**Note:** Kerbweights are minimum vehicle kerbweight according to European Type Approval and include all fluids, tools and a 90% fuel load. They will vary according to the vehicle specification (including options and accessories) with a corresponding variation in payload. Kerbweights are also subject to manufacturing tolerances (EU Legislation allows 5% tolerance). **Payload** figures do not allow for the weight of the driver, any passengers, or UK Specification (10kg) and should be deducted from all figures. Also Payload figures do not allow for deletable options such as Bulkhead (25kg); Sliding Doors (30kg each) or Spare Wheel (25kg), which should be deducted as appropriate. Please note that the Premium Pack adds 25kgs with a corresponding decrease in payload. **Gross plated weights** (including axle weights) quoted on the vehicle plate are to UK plated weight specification and must never be exceeded. \* = BiTurbo models add 9kg-10kg to the vehicle weight with a corresponding reduction in payload.

All conversions must follow 'Vauxhall Converter Requirements' including recommended dimensional data, detailed within Part 1, available at: [www.vauxhall.co.uk/conversiondata](http://www.vauxhall.co.uk/conversiondata). The weight of any fitted conversion body will have to be deducted from these figures to establish actual payload and is subject to correct weight distribution. Variations from the recommended dimensions or weights may affect the vehicle's overall centre of gravity and stability. From 29 April 2013 conversion of N1 vehicles was affected by changes to type approval – for further information refer to the VCA website (N2 vehicles were affected from 29 October 2014). For further information please contact [conversions@vauxhall.co.uk](mailto:conversions@vauxhall.co.uk)

## FUEL ECONOMY AND EMISSIONS – TIPPER CREW CAB

	Fuel economy mpg (litres/100km)#			CO <sub>2</sub> emissions (g/km)#
	Urban driving	Extra-urban driving	Combined figure	
<b>L3 FWD</b>				
3500 2.3CDTi (130PS)	30.7 (9.2)	38.2 (7.4)	34.9 (8.1)	210
3500 2.3CDTi BiTurbo (145PS) S/S	36.2 (7.8)	40.4 (7.0)	38.7 (7.3)	189

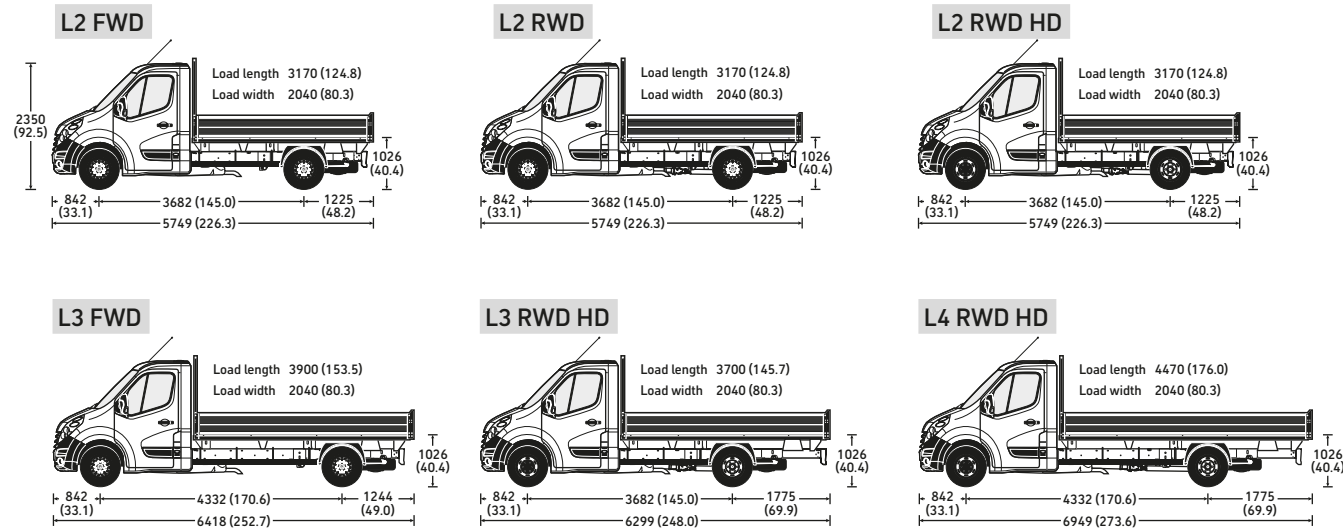
#Fuel consumption information is official government environmental data, tested in accordance with the relevant EU directive. Official EU-regulated test data is provided for comparison purposes and actual performance will depend on driving style, road conditions and other non-technical factors.

S/S = Start/Stop.

	Option code		Price (£) exc. VAT
Rear light protection grilles	SCW	○	160.00

○ = Optional at extra cost.

# MOVANO DROPSIDE SPECIFICATIONS – Final



Dimensions mm (inches). Heights shown unladen.

WEIGHTS KG – DROPSIDE				
GVW		L2	L3	L4
3500 FWD*	Kerbweight	2081	2153	n/a
	Payload	1419	1347	n/a
3500 RWD	Kerbweight	2279-2281	n/a	n/a
	Payload	1219-1221	n/a	n/a
3500 RWD HD	Kerbweight	2372	2416	2501
	Payload	1128	1084	999
4500 RWD HD	Kerbweight	2372	2421	2506
	Payload	2128	2079	1994

**Note:** Kerbweights are minimum vehicle kerbweight according to European Type Approval and include all fluids, tools and a 90% fuel load. They will vary according to the vehicle specification (including options and accessories) with a corresponding variation in payload. Kerbweights are also subject to manufacturing tolerances (EU Legislation allows 5% tolerance). Payload figures do not allow for the weight of the driver, any passengers, or UK Specification (10kg) and should be deducted from all figures. Also Payload figures do not allow for deletable options such as Bulkhead (25kg), Sliding Doors (30kg each) or Spare Wheel (25kg), which should be deducted as appropriate. Please note that the Premium Pack adds 25kgs with a corresponding decrease in payload. Gross plated weights (including axle weights) quoted on the vehicle plate are to UK plated weight specification and must never be exceeded.  
 \* = BiTurbo models add 9-10kg to the vehicle weight with a corresponding reduction in payload. n/a = Not applicable.

All conversions must follow 'Vauxhall Converter Requirements' including recommended dimensional data, detailed within Part 1, available at: [www.vauxhall.co.uk/conversiondata](http://www.vauxhall.co.uk/conversiondata). The weight of any fitted conversion body will have to be deducted from these figures to establish actual payload and is subject to correct weight distribution. Variations from the recommended dimensions or weights may affect the vehicle's overall centre of gravity and stability. From 29 April 2013 conversion of N1 vehicles was affected by changes to type approval – for further information refer to the VCA website (N2 vehicles were affected from 29 October 2014). For further information please contact [conversions@vauxhall.co.uk](mailto:conversions@vauxhall.co.uk)

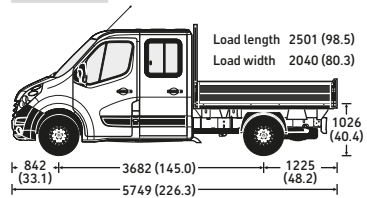
FUEL ECONOMY AND EMISSIONS – DROPSIDE				
	Fuel economy mpg (litres/100km)#			CO <sub>2</sub> emissions (g/km)#
	Urban driving	Extra-urban driving	Combined figure	
<b>L2 FWD</b>				
3500 2.3CDTi (130PS)	31.7 (8.9)	39.8 (7.1)	36.2 (7.8)	204
3500 2.3CDTi BiTurbo (145PS) S/S	37.2 (7.6)	42.2 (6.7)	40.4 (7.0)	183
<b>L3 FWD</b>				
3500 2.3CDTi (130PS)	31.4 (9.0)	39.2 (7.2)	35.8 (7.9)	207
3500 2.3CDTi BiTurbo (145PS) S/S	36.2 (7.8)	41.5 (6.8)	39.2 (7.2)	186
<b>L2 RWD</b>				
3500 2.3CDTi (130PS)	30.4 (9.3)	32.5 (8.7)	31.4 (9.0)	232
3500 2.3CDTi BiTurbo (145PS) S/S	34.4 (8.2)	34.9 (8.1)	34.4 (8.2)	212
<b>L2/L3/L4 RWD HD</b>				
3500 HD 2.3CDTi BiTurbo (130PS)	29.4 (9.6)	30.7 (9.2)	30.4 (9.3)	242
3500 HD 2.3CDTi BiTurbo (145PS) S/S	33.2 (8.5)	32.8 (8.6)	32.8 (8.6)	222

#Fuel consumption information is official government environmental data, tested in accordance with the relevant EU directive. Official EU-regulated test data is provided for comparison purposes and actual performance will depend on driving style, road conditions and other non-technical factors.

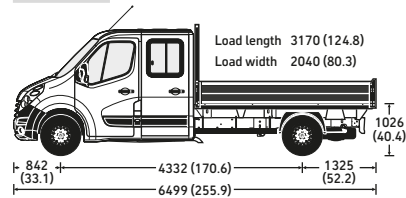
S/S = Start/Stop.

# MOVANO DROPSIDE CREW CAB SPECIFICATIONS – Final

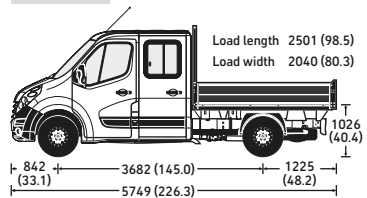
## L2 FWD



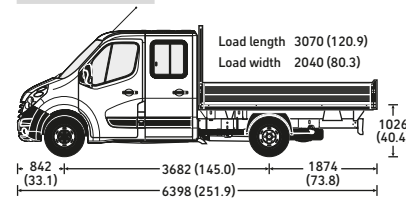
## L3 FWD



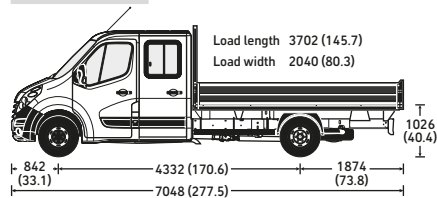
## L2 RWD



## L3 RWD HD



## L4 RWD HD



Dimensions mm (inches). Heights shown unladen.

## WEIGHTS KG – DROPSIDE CREW CAB

GVW		L2	L3	L4
3500 FWD*	Kerbweight	2238	2309	n/a
	Payload	1262	1191	n/a
3500 RWD	Kerbweight	2396	n/a	n/a
	Payload	1104	n/a	n/a
4500 RWD HD	Kerbweight	n/a	2567	2551
	Payload	n/a	1783	1949

**Note:** Kerbweights are minimum vehicle kerbweight according to European Type Approval and include all fluids, tools and a 90% fuel load. They will vary according to the vehicle specification (including options and accessories) with a corresponding variation in payload. Kerbweights are also subject to manufacturing tolerances (EU Legislation allows 5% tolerance). Payload figures do not allow for the weight of the driver, any passengers, or UK Specification (10kg) and should be deducted from all figures. Also Payload figures do not allow for deletable options such as Bulkhead (25kg); Sliding Doors (30kg each) or Spare Wheel (25kg), which should be deducted as appropriate. Please note that the Premium Pack adds 25kgs with a corresponding decrease in payload. Gross plated weights (including axle weights) quoted on the vehicle plate are to UK plated weight specification and must never be exceeded. \* = BiTurbo models add 9kg to the vehicle weight with a corresponding reduction in payload. n/a = Not applicable.

All conversions must follow 'Vauxhall Convertor Requirements' including recommended dimensional data, detailed within Part 1, available at [www.vauxhall.co.uk/conversiondata](http://www.vauxhall.co.uk/conversiondata). The weight of any fitted conversion body will have to be deducted from these figures to establish actual payload and is subject to correct weight distribution. Variations from the recommended dimensions or weights may affect the vehicle's overall centre of gravity and stability. From 29 April 2013 conversion of N1 vehicles was affected by changes to type approval – for further information refer to the VCA website (N2 vehicles were affected from 29 October 2014). For further information please contact [conversions@vauxhall.co.uk](mailto:conversions@vauxhall.co.uk)

## DROPSIDE CONVERSION FEATURES

### STANDARD FEATURES:

#### Exterior:

- Plywood load floor with non-slip resin surface coating
- Integrated cabin protection, ladder rack and side under-run protection
- 400mm anodised aluminium removable side and rear alloy panels with recessed hinges
- Removable rear posts • Integrated load lashing rings conforming to DIN 75410 standards
- Rear mudguards • Galvanised fixing bolts • Side lights where required
- Frame and cross-members in edged galvanised sheet

	Option code		Price (£) exc. VAT
Removable rear ladder rack and tool box	K2Z	○	400.00

○ = Optional at extra cost.

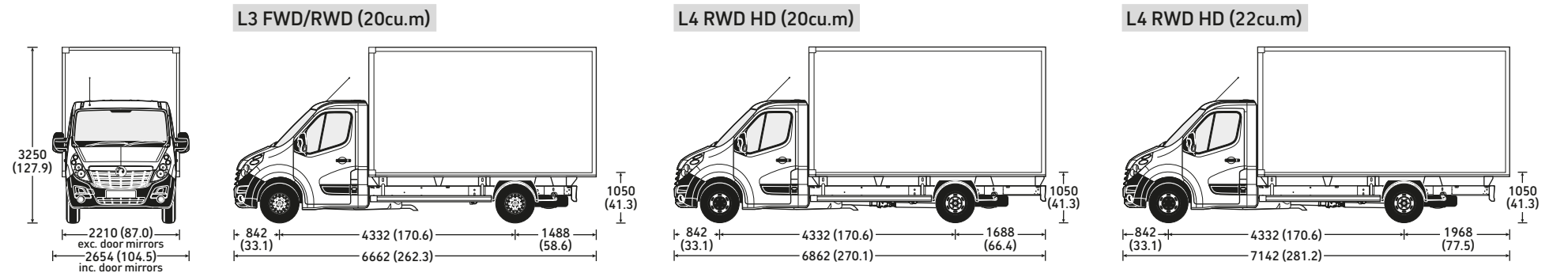
## FUEL ECONOMY AND EMISSIONS – DROPSIDE CREW CAB

	Fuel economy mpg (litres/100km) <sup>#</sup>			CO <sub>2</sub> emissions (g/km) <sup>#</sup>
	Urban driving	Extra-urban driving	Combined figure	
<b>L2/L3 FWD</b>				
3500 2.3CDTi (130PS)	31.4 (9.0)	39.2 (7.2)	35.8 (7.9)	207
3500 2.3CDTi BiTurbo (145PS) S/S	36.2 (7.8)	41.5 (6.8)	39.2 (7.2)	186
3500 2.3CDTi BiTurbo (170PS) S/S	36.7 (7.7)	40.4 (7.0)	38.7 (7.3)	189
<b>L2 RWD</b>				
3500 2.3CDTi (130PS)	30.4 (9.3)	32.5 (8.7)	31.4 (9.0)	232
3500 2.3CDTi BiTurbo (145PS) S/S	34.4 (8.2)	34.9 (8.1)	34.4 (8.2)	212

<sup>#</sup>Fuel consumption information is official government environmental data, tested in accordance with the relevant EU directive. Official EU-regulated test data is provided for comparison purposes and actual performance will depend on driving style, road conditions and other non-technical factors.

S/S = Start/Stop.

# MOVANO BOX VAN SPECIFICATIONS – Final



Dimensions mm (inches). Heights shown unladen.

## WEIGHTS KG – BOX VAN

GVW		L3	L4 (20cu.m)	L4 (22cu.m)
3500 FWD	Kerbweight	2325	n/a	n/a
	Payload	1175	n/a	n/a
3500 RWD	Kerbweight	2485	n/a	n/a
	Payload	1015	n/a	n/a
3500 RWD HD	Kerbweight	n/a	2660	2685
	Payload	n/a	840	815
4500 RWD HD	Kerbweight	n/a	2660	n/a
	Payload	n/a	1840	n/a

Note: Kerbweights are minimum vehicle kerbweight according to European Type Approval and include all fluids, tools and a 90% fuel load. They will vary according to the vehicle specification (including options and accessories) with a corresponding variation in payload. Kerbweights are also subject to manufacturing tolerances (EU Legislation allows 5% tolerance). Payload figures do not allow for the weight of the driver, any passengers, or UK Specification (10kg) and should be deducted from all figures. Also Payload figures do not allow for deletable options such as Bulkhead (25kg); Sliding Doors (30kg each) or Spare Wheel (25kg), which should be deducted as appropriate. Please note that the Premium Pack adds 25kgs with a corresponding decrease in payload. Gross plated weights (including axle weights) quoted on the vehicle plate are to UK plated weight specification and must never be exceeded.

All conversions must follow 'Vauxhall Convertor Requirements' including recommended dimensional data, detailed within Part 1, available at: [www.vauxhall.co.uk/conversiondata](http://www.vauxhall.co.uk/conversiondata). The weight of any fitted conversion body will have to be deducted from these figures to establish actual payload and is subject to correct weight distribution. Variations from the recommended dimensions or weights may affect the vehicle's overall centre of gravity and stability. From 29 April 2013 conversion of N1 vehicles was affected by changes to type approval – for further information refer to the VCA website (N2 vehicles were affected from 29 October 2014). For further information please contact [conversions@vauxhall.co.uk](mailto:conversions@vauxhall.co.uk)

## LOADSPACE DIMENSIONS MM (INCHES) – BOX VAN

	L3 20cu.m FWD/RWD	L4 20cu.m RWD	L4 22cu.m RWD
Maximum internal length	4100 (161.4)	4300 (169.3)	4580 (180.3)
Maximum internal width	2150 (84.6)	2150 (84.6)	2150 (84.6)
Maximum internal height	2200 (86.6)	2200 (86.6)	2200 (86.6)

## LOADSPACE VOLUME CU.M (CU.FT.) – BOX VAN

VDA method	19.4 (685.1)	20.3 (716.9)	21.7 (766.3)
------------	--------------	--------------	--------------

## FUEL ECONOMY AND EMISSIONS – BOX VAN

	Fuel economy mpg (litres/100km)#			CO <sub>2</sub> emissions (g/km)#
	Urban driving	Extra-urban driving	Combined figure	
<b>L3 FWD 20cu.m</b>				
3500 2.3CDTi (130PS)	30.7 (9.2)	38.2 (7.4)	34.9 (8.1)	210
3500 2.3CDTi BiTurbo (145PS) S/S	36.2 (7.8)	40.4 (7.0)	38.7 (7.3)	189
3500 2.3CDTi BiTurbo (170PS) S/S	35.8 (7.9)	39.8 (7.1)	38.2 (7.4)	192
<b>L3 RWD 20cu.m</b>				
3500 2.3CDTi BiTurbo (130PS)	30.4 (9.3)	32.5 (8.7)	31.4 (9.0)	232
3500 2.3CDTi BiTurbo (145PS) S/S	34.4 (8.2)	34.9 (8.1)	34.4 (8.2)	212
3500 2.3CDTi BiTurbo (163PS) S/S	34.4 (8.2)	34.9 (8.1)	34.4 (8.2)	212
<b>L4 RWD HD 20cu.m/22cu.m</b>				
3500 HD 2.3CDTi BiTurbo (130PS)	29.4 (9.6)	30.7 (9.2)	30.4 (9.3)	242
3500 HD 2.3CDTi BiTurbo (145PS) S/S	33.2 (8.5)	32.8 (8.6)	32.8 (8.6)	222

#Fuel consumption information is official government environmental data, tested in accordance with the relevant EU directive. Official EU-regulated test data is provided for comparison purposes and actual performance will depend on driving style, road conditions and other non-technical factors.

S/S = Start/Stop.

## BOX VAN CONVERSION FEATURES

### STANDARD FEATURES:

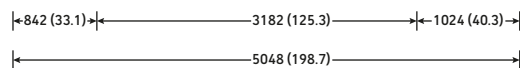
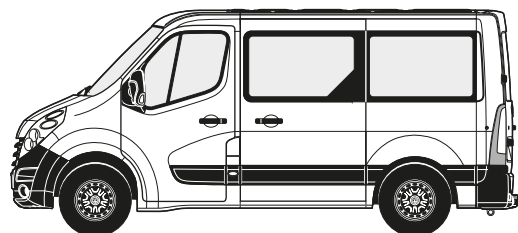
- Polyester lightweight box with smooth external appearance
- Aluminium frame
- Long arm exterior mirrors
- Side under-run protection
- 18mm plywood covered anti-slip floor
- Twin rear 270° opening aluminium doors
- Folding rear step fitted to offside

	Option code		Price (£) exc. VAT
Wind deflector	G7M	○	485.00
Luton head	Z1D	○	600.00
Rear roller shutter door	D5W	○	605.00

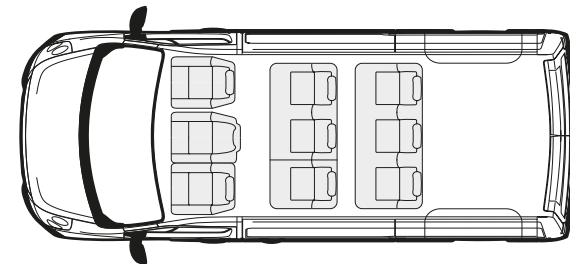

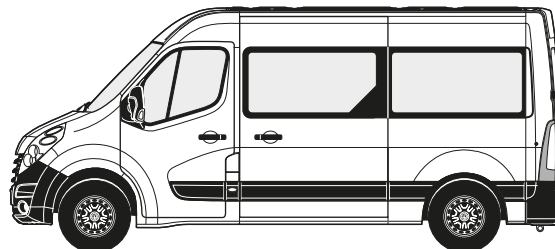
○ = Optional at extra cost.

# MOVANO COMBI 9-SEAT SPECIFICATIONS – Final

L1 H1



L2 H2



Measurements are shown in millimetres (inches).

## WEIGHTS KG – COMBI

GVW	9-Seat Combi	
3300 FWD L1 H1	Kerbweight	1999
	Payload	1301
3500 FWD L2 H2	Kerbweight	2109
	Payload	1391

**Note:** Kerbweights are minimum vehicle kerbweight according to European Type Approval and include all fluids, tools and a 90% fuel load. They will vary according to the vehicle specification (including options and accessories) with a corresponding variation in payload. Kerbweights are also subject to manufacturing tolerances (EU Legislation allows 5% tolerance). Payload figures do not allow for the weight of the driver, any passengers, or UK Specification (10kg) and should be deducted from all figures. Also Payload figures do not allow for deletable options such as Bulkhead (25kg); Sliding Doors (30kg each) or Spare Wheel (25kg), which should be deducted as appropriate. Please note that the Premium Pack adds 25kgs with a corresponding decrease in payload. Gross plated weights (including axle weights) quoted on the vehicle plate are to UK plated weight specification and must never be exceeded.

All conversions must follow 'Vauxhall Converter Requirements' including recommended dimensional data, detailed within Part 1, available at: [www.vauxhall.co.uk/conversiondata](http://www.vauxhall.co.uk/conversiondata). The weight of any fitted conversion body will have to be deducted from these figures to establish actual payload and is subject to correct weight distribution. Variations from the recommended dimensions or weights may affect the vehicle's overall centre of gravity and stability. From 29 April 2013 conversion of N1 vehicles was affected by changes to type approval – for further information refer to the VCA website (N2 vehicles were affected from 29 October 2014). For further information please contact [conversions@vauxhall.co.uk](mailto:conversions@vauxhall.co.uk)

## FUEL ECONOMY AND EMISSIONS – COMBI

	Fuel economy mpg (litres/100km)#			CO <sub>2</sub> emissions (g/km)#
	Urban driving	Extra-urban driving	Combined figure	
<b>L1 H1 FWD</b>				
3300 2.3CDTi (110PS) S/S ecoFLEX	35.8 (7.9)	45.6 (6.2)	41.5 (6.8)	176
<b>L2 H2 FWD</b>				
3500 2.3CDTi (110PS) S/S ecoFLEX	34.9 (8.1)	44.8 (6.3)	40.9 (6.9)	179
3500 2.3CDTi BiTurbo (145PS) S/S	37.7 (7.5)	46.3 (6.1)	42.8 (6.6)	173
3500 2.3CDTi BiTurbo (170PS) S/S	37.7 (7.5)	46.3 (6.1)	42.8 (6.6)	173

\* = This engine features new BlueInjection technology. For more information, visit [www.vauxhall.co.uk/blueinjection](http://www.vauxhall.co.uk/blueinjection).

#Fuel consumption information is official government environmental data, tested in accordance with the relevant EU directive. Official EU-regulated test data is provided for comparison purposes and actual performance will depend on driving style, road conditions and other non-technical factors.

S/S = Start/Stop.

## PLATED WEIGHTS AND TOWING DATA KG – COMBI

	Plated weights		Towing weights		Plated Gross Combination Weights (GCW)
	Front axle	Rear axle	Braked	Unbraked	
<b>L1 H1</b>					
3300	1650	1900	2500	750	5800
<b>L2 H2</b>					
3500	1850	2100	2500	750	6000

Gross plated weights (including axle weights) quoted on the vehicle plate are to UK plated weight specification and must never be exceeded.

## COMBI HIGHLIGHTS

### STANDARD FEATURES:

#### Safety and security:

- ISOFIX child seat fixings: 1x front row, 2x second row
- Tyre pressure monitoring system

#### Interior:

- Dual front passengers' bench seat
- Three passenger second-row bench seat
- Pulse cloth seat trim
- Full-length soft-trimmed headlining
- Full-height interior side mouldings
- Load restraint lashing eyes

#### Exterior:

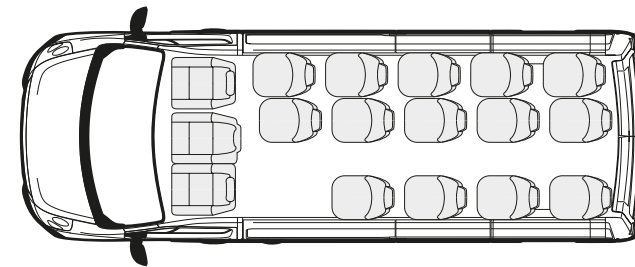
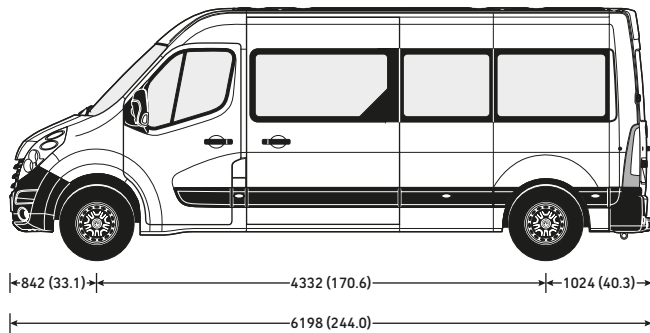
- Nearside sliding side-access door
- Glazed side windows and rear doors (90°/180° opening)
- Full-size, underfloor mounted, spare wheel

	Option code		Price (£) exc. VAT	Total (£) inc. VAT
Dual front passengers' multi-function office bench seat	ASY	<input type="radio"/>	210.00	<b>252.00</b>
Air conditioning front and rear	CJ5	<input type="radio"/>	2210.00	<b>2652.00</b>
Sliding windows in nearside sliding access door and opposite panel	▲	<input type="radio"/>	670.00	<b>804.00</b>

○ = Optional at extra cost. ▲ = Please refer to Ordering Guide.

# MOVANO MINIBUS 17-SEAT SPECIFICATIONS – Final

L3 H2



Measurements are shown in millimetres (inches).

## WEIGHTS KG – MINIBUS

GVW	17-Seat Minibus L3 H2	
3960 FWD	Kerbweight	2585
	Payload	1375

**Note:** Kerbweights are minimum vehicle kerbweight according to European Type Approval and include all fluids, tools and a 90% fuel load. They will vary according to the vehicle specification (including options and accessories) with a corresponding variation in payload. Kerbweights are also subject to manufacturing tolerances (EU Legislation allows 5% tolerance). Payload figures do not allow for the weight of the driver, any passengers, or UK Specification (10kg) and should be deducted from all figures. Also Payload figures do not allow for deletable options such as Bulkhead (25kg); Sliding Doors (30kg each) or Spare Wheel (25kg), which should be deducted as appropriate. Please note that the Premium Pack adds 25kgs with a corresponding decrease in payload. Gross plated weights (including axle weights) quoted on the vehicle plate are to UK plated weight specification and must never be exceeded.

All conversions must follow 'Vauxhall Converter Requirements' including recommended dimensional data, detailed within Part 1, available at: [www.vauxhall.co.uk/conversiondata](http://www.vauxhall.co.uk/conversiondata). The weight of any fitted conversion body will have to be deducted from these figures to establish actual payload and is subject to correct weight distribution. Variations from the recommended dimensions or weights may affect the vehicle's overall centre of gravity and stability. From 29 April 2013 conversion of N1 vehicles was affected by changes to type approval – for further information refer to the VCA website (N2 vehicles were affected from 29 October 2014). For further information please contact [conversions@vauxhall.co.uk](mailto:conversions@vauxhall.co.uk)

## PLATED WEIGHTS AND TOWING DATA KG – MINIBUS

	Plated weights		Towing weights		Plated Gross Combination Weights (GCW)
	Front axle	Rear axle	Braked	Unbraked	
<b>L3 H2 FWD</b>					
3960	1850	2100	n/a	n/a	n/a

Gross plated weights (including axle weights) quoted on the vehicle plate are to UK plated weight specification and must never be exceeded.  
n/a = Not applicable.

## MINIBUS HIGHLIGHTS

### STANDARD FEATURES:

#### Safety and security:

- Lane departure warning • Digital tachograph • Speed limiter (62mph)
- M1 Type Approval standard for all rear seatbelt anchorages

#### Interior:

- Dual front passengers' multi-function office bench seat
- 14-individual rear passenger seats in staggered layout
- Pulse cloth seat trim • Raised seating with illuminated gangway
- Slip-resistant floor covering • Individual saloon lighting
- Full-length soft-trimmed headlining • Full-height interior side mouldings

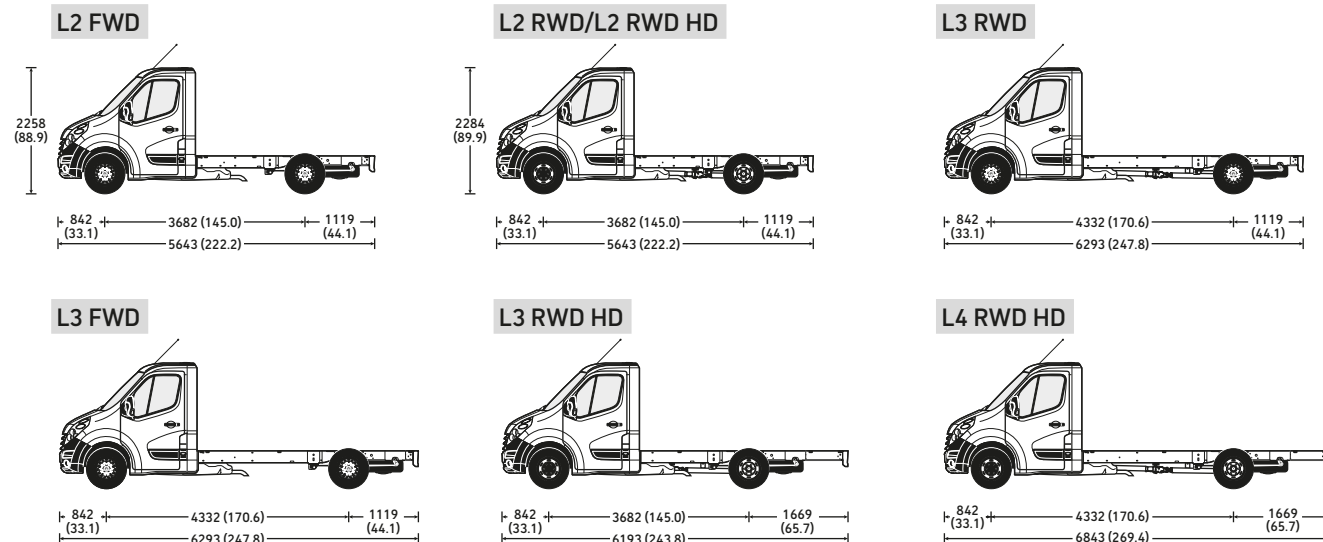
#### Exterior:

- High beam headlight assist • Front fog lights • Electrically operated sidestep
- Nearside sliding side-access door • Glazed side windows and rear doors (90°/180° opening)
- Tyre inflation kit in lieu of spare wheel

	Option code		Price (£) exc. VAT	Total (£) inc. VAT
Rear reversing lens	D31	<input type="radio"/>	60.00	<b>72.00</b>
Air conditioning front and rear	CJ5	<input type="radio"/>	2210.00	<b>2652.00</b>
Additional rear compartment heating	C46	<input type="radio"/>	2010.00	<b>2412.00</b>
Additional rear compartment air conditioning and heating	CAW	<input type="radio"/>	4210.00	<b>5052.00</b>
Floor-mounted seat fixing rails and removable seats – Last two rows of seats	ATW	<input type="radio"/>	410.00	<b>492.00</b>
Window blinds	DED	<input type="radio"/>	910.00	<b>1092.00</b>
Top opening rear side windows	AD5	<input type="radio"/>	1510.00	<b>1812.00</b>

○ = Optional at extra cost.

# MOVANO CHASSIS CAB SPECIFICATIONS – Final



Dimensions mm (inches). Heights shown unladen.

## WEIGHTS KG – CHASSIS CAB

GVW		L2	L3	L4
3500 FWD*	Kerbweight	1709	1735	n/a
	Payload	1791	1765	n/a
3500 RWD	Kerbweight	1853	1904	n/a
	Payload	1647	1596	n/a
3500 RWD HD	Kerbweight	2020	2028	2058
	Payload	1480	1472	1442
4500 RWD HD	Kerbweight	2020	2020	2058
	Payload	2480	2480	2442

**Note:** Kerbweights are minimum vehicle kerbweight according to European Type Approval and include all fluids, tools and a 90% fuel load. They will vary according to the vehicle specification (including options and accessories) with a corresponding variation in payload. Kerbweights are also subject to manufacturing tolerances (EU Legislation allows 5% tolerance). Payload figures do not allow for the weight of the driver, any passengers, or UK Specification (10kg) and should be deducted from all figures. Also Payload figures do not allow for deletable options such as Bulkhead (25kg); Sliding Doors (30kg each) or Spare Wheel (25kg), which should be deducted as appropriate. Please note that the Premium Pack adds 25kgs with a corresponding decrease in payload. **Gross plated weights** (including axle weights) quoted on the vehicle plate are to UK plated weight specification and must never be exceeded. \* = BiTurbo models add 9kg to the vehicle weight with a corresponding reduction in payload. n/a = Not applicable.

All conversions must follow 'Vauxhall Converter Requirements' including recommended dimensional data, detailed within Part 1, available at: [www.vauxhall.co.uk/conversiondata](http://www.vauxhall.co.uk/conversiondata). The weight of any fitted conversion body will have to be deducted from these figures to establish actual payload and is subject to correct weight distribution. Variations from the recommended dimensions or weights may affect the vehicle's overall centre of gravity and stability. From 29 April 2013 conversion of N1 vehicles was affected by changes to type approval – for further information refer to the VCA website (N2 vehicles were affected from 29 October 2014). For further information please contact [conversions@vauxhall.co.uk](mailto:conversions@vauxhall.co.uk)

## FUEL ECONOMY AND EMISSIONS – CHASSIS CAB

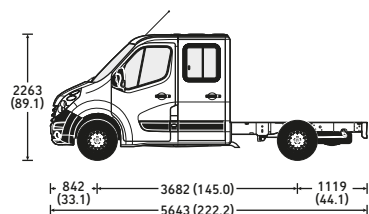
	Fuel economy mpg (litres/100km)#			CO <sub>2</sub> emissions (g/km)#
	Urban driving	Extra-urban driving	Combined figure	
<b>L2/L3 FWD</b>				
3500 2.3CDTi (110PS)	30.4 (9.3)	37.7 (7.5)	34.4 (8.2)	212
3500 2.3CDTi (130PS)	30.4 (9.3)	37.7 (7.5)	34.4 (8.2)	212
3500 2.3CDTi BiTurbo (145PS) S/S	35.8 (7.9)	39.8 (7.1)	38.2 (7.4)	192
<b>L2/L3 RWD</b>				
3500 2.3CDTi BiTurbo (130PS)	30.4 (9.3)	32.5 (8.7)	31.4 (9.0)	232
3500 2.3CDTi BiTurbo (145PS) S/S	34.4 (8.2)	34.9 (8.1)	34.4 (8.2)	212
<b>L2/L3/L4 RWD HD</b>				
3500 HD 2.3CDTi BiTurbo (130PS)	29.4 (9.6)	30.7 (9.2)	30.4 (9.3)	242
3500 HD 2.3CDTi BiTurbo (145PS) S/S	33.2 (8.5)	32.8 (8.6)	32.8 (8.6)	222

#Fuel consumption information is official government environmental data, tested in accordance with the relevant EU directive. Official EU-regulated test data is provided for comparison purposes and actual performance will depend on driving style, road conditions and other non-technical factors.

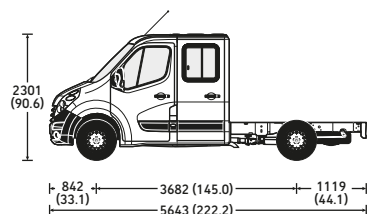
S/S = Start/Stop.

# MOVANO CHASSIS CREW CAB SPECIFICATIONS – Final

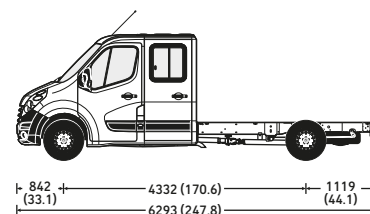
**L2 FWD**



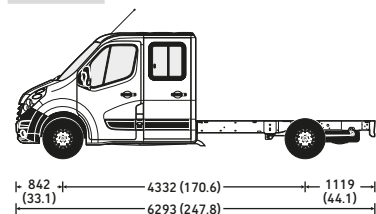
**L2 RWD**



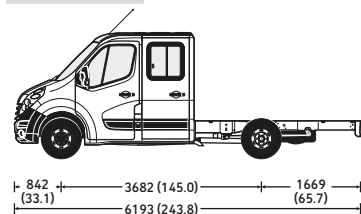
**L3 RWD**



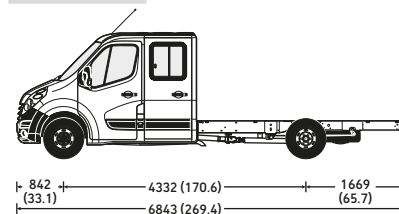
**L3 FWD**



**L3 RWD HD**



**L4 RWD HD**



Dimensions mm (inches). Heights shown unladen.

## WEIGHTS KG – CHASSIS CREW CAB

GVW		L2	L3	L4
3500 FWD	Kerbweight*	1915	1959	n/a
	Payload*	1585	1541	n/a
3500 RWD	Kerbweight	2089	2122	n/a
	Payload	1411	1378	n/a
3500 RWD HD	Kerbweight	n/a	2208	2277
	Payload	n/a	1292	1223
4500 RWD HD	Kerbweight	n/a	2208	2277
	Payload	n/a	2292	2223

**Note:** Kerbweights are minimum vehicle kerbweight according to European Type Approval and include all fluids, tools and a 90% fuel load. They will vary according to the vehicle specification (including options and accessories) with a corresponding variation in payload. Kerbweights are also subject to manufacturing tolerances (EU Legislation allows 5% tolerance). Payload figures do not allow for the weight of the driver, any passengers, or UK Specification (10kg) and should be deducted from all figures. Also Payload figures do not allow for deletable options such as Bulkhead (25kg); Sliding Doors (30kg each) or Spare Wheel (25kg), which should be deducted as appropriate. Please note that the Premium Pack adds 25kgs with a corresponding decrease in payload. **Gross plated weights** (including axle weights) quoted on the vehicle plate are to UK plated weight specification and must never be exceeded. \* = BiTurbo models add 9kg to the vehicle weight with a corresponding reduction in payload. n/a = Not applicable.

All conversions must follow 'Vauxhall Converter Requirements' including recommended dimensional data, detailed within Part 1, available at: [www.vauxhall.co.uk/conversiondata](http://www.vauxhall.co.uk/conversiondata). The weight of any fitted conversion body will have to be deducted from these figures to establish actual payload and is subject to correct weight distribution. Variations from the recommended dimensions or weights may affect the vehicle's overall centre of gravity and stability. From 29 April 2013 conversion of N1 vehicles was affected by changes to type approval – for further information refer to the VCA website (N2 vehicles were affected from 29 October 2014). For further information please contact [conversions@vauxhall.co.uk](mailto:conversions@vauxhall.co.uk)

## FUEL ECONOMY AND EMISSIONS – CHASSIS CREW CAB

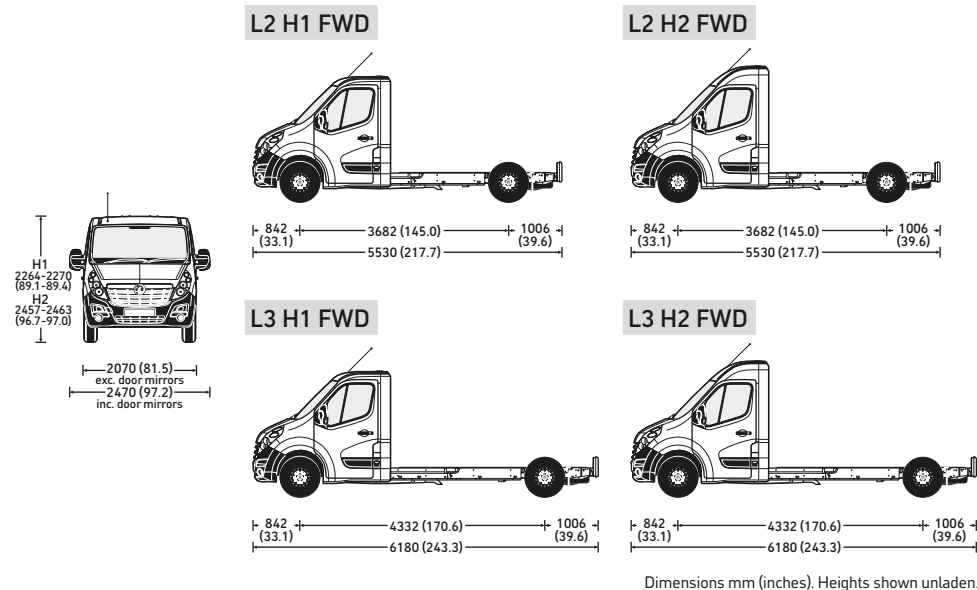
	Fuel economy mpg (litres/100km)#			CO <sub>2</sub> emissions (g/km)#
	Urban driving	Extra-urban driving	Combined figure	
<b>L2/L3 FWD</b>				
2.3CDTi (130PS)	30.4 (9.3)	37.7 (7.5)	34.4 (8.2)	212
2.3CDTi BiTurbo (145PS) S/S	35.8 (7.9)	39.8 (7.1)	38.2 (7.4)	192
<b>L2/L3 RWD</b>				
2.3CDTi BiTurbo (130PS)	30.4 (9.3)	32.5 (8.7)	31.4 (9.0)	232
2.3CDTi BiTurbo (145PS) S/S	34.4 (8.2)	34.9 (8.1)	34.4 (8.2)	212
<b>L3/L4 RWD HD</b>				
2.3CDTi BiTurbo (130PS)	29.4 (9.6)	30.7 (9.2)	30.4 (9.3)	242
2.3CDTi BiTurbo (145PS) S/S	33.2 (8.5)	32.8 (8.6)	32.8 (8.6)	222

#Fuel consumption information is official government environmental data, tested in accordance with the relevant EU directive. Official EU-regulated test data is provided for comparison purposes and actual performance will depend on driving style, road conditions and other non-technical factors.

S/S = Start/Stop.



# MOVANO PLATFORM CAB SPECIFICATIONS – Final



WEIGHTS KG – PLATFORM CAB					
GVW		L2 H1	L2 H2	L3 H1	L3 H2
3500 FWD*	Kerbweight	1622	1636	1644	1660
	Payload	1878	1864	1856	1840

**Note:** Kerbweights are minimum vehicle kerbweight according to European Type Approval and include all fluids, tools and a 90% fuel load. They will vary according to the vehicle specification (including options and accessories) with a corresponding variation in payload. Kerbweights are also subject to manufacturing tolerances (EU Legislation allows 5% tolerance). **Payload** figures do not allow for the weight of the driver, any passengers, or UK Specification (10kg) and should be deducted from all figures. Also Payload figures do not allow for deletable options such as Bulkhead (25kg); Sliding Doors (30kg each) or Spare Wheel (25kg), which should be deducted as appropriate. Please note that the Premium Pack adds 25kgs with a corresponding decrease in payload. **Gross plated weights** (including axle weights) quoted on the vehicle plate are to UK plated weight specification and must never be exceeded. \* = BiTurbo models add 9kg to the vehicle weight with a corresponding reduction in payload.

All conversions must follow 'Vauxhall Convertor Requirements' including recommended dimensional data, detailed within Part 1, available at: [www.vauxhall.co.uk/conversiondata](http://www.vauxhall.co.uk/conversiondata). The weight of any fitted conversion body will have to be deducted from these figures to establish actual payload and is subject to correct weight distribution. Variations from the recommended dimensions or weights may affect the vehicle's overall centre of gravity and stability. From 29 April 2013 conversion of N1 vehicles was affected by changes to type approval – for further information refer to the VCA website (N2 vehicles were affected from 29 October 2014). For further information please contact [conversions@vauxhall.co.uk](mailto:conversions@vauxhall.co.uk)

CONVERSION FEATURES	Option code		Price (£) exc. VAT
<b>Body Conversion Pack A (Chassis and Platform Cab):</b> • Extended wiring loom • Six-pin connector for conversions • 16-pin connector for cab-based conversions	XZCM	<input type="radio"/>	<b>95.00</b>
<b>Body Conversion Pack B (Crew Cab):</b> • Extended wiring loom • Six-pin connector for conversions	XZCN	<input type="radio"/>	<b>60.00</b>
<b>Exterior mirrors (Chassis, Crew and Platform Cab):</b> • Long arm exterior mirrors – <i>Long arm exterior mirrors should be applied to any vehicle with an overall width of 2.17 to 2.35 metres</i>	DBE	<input type="radio"/>	<b>85.00</b>

○ = Optional at extra cost.

FUEL ECONOMY AND EMISSIONS – PLATFORM CAB				
	Fuel economy mpg (litres/100km)#			CO <sub>2</sub> emissions (g/km)#
	Urban driving	Extra-urban driving	Combined figure	
<b>L2 H1/L3 H1/L2 H2/L3 H2 FWD</b>				
3500 2.3CDTi (110PS)	31.4 (9.0)	39.2 (7.2)	35.8 (7.9)	207
3500 2.3CDTi (130PS)	31.4 (9.0)	39.2 (7.2)	35.8 (7.9)	207
3500 2.3CDTi BiTurbo (145PS) S/S	35.8 (7.9)	39.8 (7.1)	38.2 (7.4)	192

#Fuel consumption information is official government environmental data, tested in accordance with the relevant EU directive. Official EU-regulated test data is provided for comparison purposes and actual performance will depend on driving style, road conditions and other non-technical factors.

S/S = Start/Stop.

# MOVANO GLOSSARY OF TERMS

## PLATED WEIGHT

The maximum weight to which a vehicle or an axle may be loaded, determined either by the design of the components or by legislation. All commercial vehicles must carry a manufacturer's 'plate' showing the vehicle and axle gross 'plated weights'. It is an offence to drive a vehicle in a condition where any of these weights are exceeded.

## KERBWEIGHT

The weight of the complete vehicle in standard form, excluding payload and driver but including coolant, oil, 90% full fuel tank and spare wheel where appropriate. Kerbweights quoted in Vauxhall brochures are subject to manufacturing tolerances and to the fitment of optional equipment and accessories. Where load capacity is critical the actual kerbweight should be obtained by weighing the vehicle on a calibrated public weighbridge.

## GROSS VEHICLE WEIGHT (GVW)

The total permissible weight of a vehicle including payload and passengers, as shown on the manufacturer's plate.

## GROSS COMBINATION WEIGHT (GCW)

The maximum permissible weight of a vehicle, including payload and passengers, combined with the total weight of any trailer it is towing. The maximum GCW weight limit is quoted on the vehicle plate and must not be exceeded.

## PAYLOAD

The total permissible weight that can be carried without exceeding the vehicle's plated weight. This can be obtained by deducting the kerbweight from the plated Gross Vehicle Weight (GVW). Please note: the payload figure does not allow for the weight of the driver or any passengers.

## MAXIMUM TOWING WEIGHT

The maximum weight of any trailer and its load which may be towed within the limit of the vehicle's plated Gross Combination Weight (GCW). It is based on the ability of the vehicle – at full GCW – to restart on a 12% gradient, which is

approximately 1 in 8.3, at sea level. At altitudes above 1500 metres, the engine output may drop with a corresponding reduction in towing capability. It is the operator's responsibility to ensure that the trailer noseweight does not cause the rear axle plated weight of the towing vehicle to be exceeded.

*Always fit Vauxhall towing attachments and accessories available from your Vauxhall Commercial Vehicle retailer.*

*They are designed specifically for Vauxhall models and carry a 12-month warranty.*

## LIGHT DUTY AND HEAVY DUTY CYCLES

For a Light Duty cycle (EC regulation 715/2007 with designation "Euro 6") the emissions of the whole vehicle are evaluated whereas for Heavy Duty cycle (EC regulation 595/2009 with designation "Euro VI") only the engine is bench tested. The requirement of which cycle is necessary is determined by the reference mass of the vehicle. In the case of Movano, reference mass calculations dictate that:

- N1 FWD and M1 FWD are approved as Light Duty
- N1 RWD, N2 RWD and M2 FWD are approved as Heavy Duty

When Euro 5 was previously introduced, there was an agreement between Member States and the Commission (Reference TEC 740/2011) that, assuming there was no alteration to the emissions system itself, a multi-stage build vehicle should be covered by the base vehicle emissions approval, irrespective of whether the reference mass had changed. The Department for Transport has confirmed that this interpretation will remain in place for Euro 6/VI.

To illustrate this better – a F3500 L3 H1 (130PS) Movano Chassis Cab is type approved as Light Duty (Euro 6). Regardless of any conversion to this vehicle and even if its reference mass transgresses above the 2840kg threshold, then it is still be covered by the original Light Duty cycle emissions. One situation where this may not apply is when a vehicle changes category from N1 (Commercial) to M1 (Passenger) during the process of conversion.

## COMMERCIAL VEHICLE CATEGORIES

### Differences between M1/N1 and M2/N2 (Vehicles with GVW above 3500kg)

#### Category M: Passenger carriers

**Category M1:** Vehicles designed and constructed for the carriage of passengers and comprising no more than eight seats in addition to the driver's seat.

**Category M2:** Vehicles designed and constructed for the carriage of passengers, comprising more than eight seats in addition to the driver's seat, and having a maximum mass not exceeding 5 tonnes.

#### Category N: Goods vehicles

**Category N1:** Vehicles designed and constructed for the carriage of goods and having a maximum mass not exceeding 3.5 tonnes.

**Category N2:** Vehicles designed and constructed for the carriage of goods and having a maximum mass exceeding 3.5 tonnes but not exceeding 12 tonnes.

#### Specific differences, all M2/N2 require the following:

**Speed limiter:** All M2/N2 vehicles are legally required to be speed limited. M2 to 62mph and N2 to 56mph.

**Driver licence:** Commercial vehicles with GVW greater than 3.5 tonnes have different license requirements. For any new drivers C1 category

is necessary. Under some circumstances (social purposes for a non-commercial body) it is possible to drive a minibus without a D1 entitlement (Minibus) however eligibility for this exemption should be confirmed with DVSA.

**Driver CPC:** Driver Certificate of Professional Competence mandates 35 hours of periodic training every 5 years to maintain licence (from September 2014).

**Tachograph:** It is a legal requirement to administer the activities of drivers subject to the EU or AETR drivers' hours rules, and also record the vehicle's speed, distance and time. A Smart Card is required for digital tachograph and these are available from the DVLA. The tachograph of a new vehicle must be calibrated within two weeks of first registration.

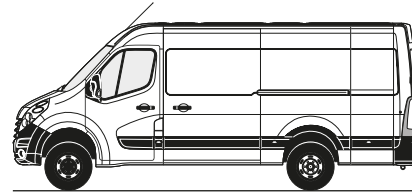
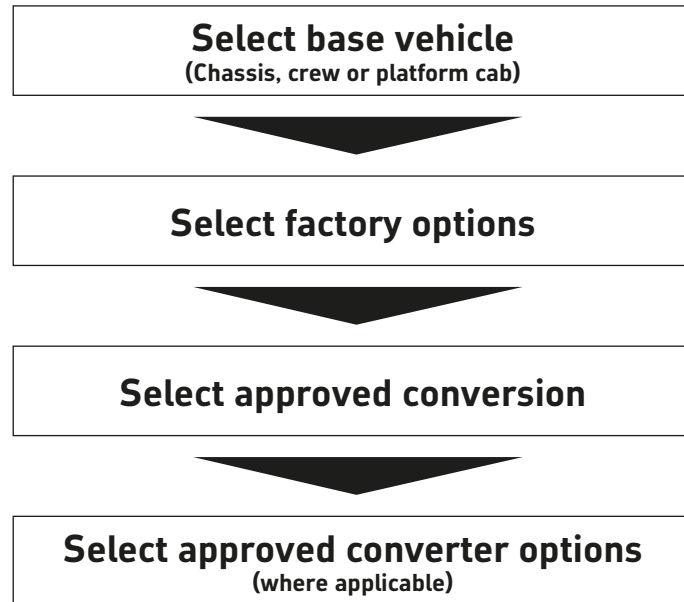
**Operator's Licence:** This may also be required to ensure that vehicles are kept safe and in good condition at all times. Specifically for M2, PSV (public service vehicle) operator's licence is required. Exemptions in some circumstances may be permitted but this should always be confirmed with DVSA.

**MOT Testing:** M2/N2 must be tested each year, and vehicle presented with a completed Certificate of Conformity (CoC). This is available from Vauxhall (regdata@gm.com) or from converter in case of second-stage conversion.

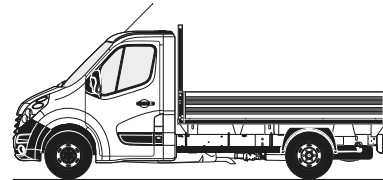
# MOVANO ONE-INVOICE APPROVED CONVERSIONS

## Approved by Vauxhall for the UK Market


- All Approved Conversions are approved by Vauxhall Engineering
- These Conversions will be managed as approved 'Options' and can only be ordered via the M.S.I.T. Special Build Programme (specialbuild@gm.com)
- Warranty of Base Vehicle remains the responsibility of Vauxhall
- Warranty and Servicing of Conversion remains the responsibility of the Converter
- All Approved Conversions are supplied with EC WVTA (European Community Whole Vehicle Type Approval) from long-standing conversion partners




**4WD CONVERSION**



**LIGHTWEIGHT TIPPER**




**LUTON BOX VAN**



**LOW FLOOR LUTON VAN**

# MOVANO ONE-INVOICE APPROVED CONVERSIONS



**Price (£)  
exc. VAT**  
**14500.00**

## 4WD CONVERSION BY OBERAIGNER

Type approved numbers: EC WVTA: e11\*2007/46\*1191\*00

- Available on: RWD/RWD HD Panel Van, Doublecab, Tipper, Dropside, Chassis or Crew Cab
- Switchable All-Wheel Drive (AWD) for use under poor road conditions and off-road driving
- Additional weight kept to a minimum by use of lightweight components
- Minimal vehicle lift due to compact AWD system
- Switchable 1:1.42 gearing ratio (Terrain gear) with facia-mounted control panel for AWD system

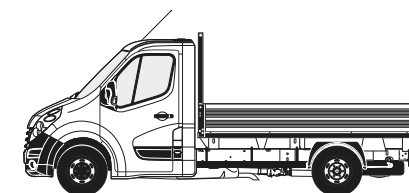
Requires Automatic locking rear differential factory options.  
AWD drivetrain warranty is limited to 2 years/75,000 miles.

With over 20 years' experience in the design and production of 4X4 conversions, the Oberaigner Group is one of the leading suppliers of off-road vehicles in this sector of the Commercial Vehicle market.

Oberaigner Automotive GmbH  
Email: [cs@oberaigner.com](mailto:cs@oberaigner.com)  
Website: [www.oberaigner.com](http://www.oberaigner.com)  
Tel: +49 38454 3290-280

For further information please use the following website link:

**4WD CONVERSION BY OBERAIGNER**



**Price (£)  
exc. VAT**  
**4530.00**

## LIGHTWEIGHT TIPPER BY VFS

Type approved numbers: EC WVTA: e11\*2007/46\*1022\*00

- Available on: L2 H1 Chassis Cab or L3 H1 Crew Cab
- Lightweight, high-strength steel design optimised for UK
- Increased payload and lowered deck height compared to ex-Factory conversion
- Powder-coated and wax injected steel box section construction
- Steel platform, powder coated in dark grey
- Crew cab also available as utility cab for additional security

### Recognised options\*:

Tow bar	<b>425.00</b>
Beacon Pack	<b>150.00</b>
Chevron Pack	<b>250.00</b>
Worklamp Pack	<b>250.00</b>
Utility Cab	<b>1840.00</b>
Lightweight galvanised mesh cage (1.35m high)	<b>2135.00</b>
Lightweight galvanised mesh cage (2.0m high)	<b>2650.00</b>

Tail lift warranty is limited to 12 months.

\* = Further options may be available. Please consult the Converter for further information.


VFS is a wholly owned subsidiary of Scattolini SpA.

VFS (Southampton) Limited  
Email: [sales@vfs.co.uk](mailto:sales@vfs.co.uk)  
Website: [www.vfs.co.uk](http://www.vfs.co.uk)  
Tel: 02380 613612

For further information please use the following website link:

**LIGHTWEIGHT TIPPER BY VFS**

# MOVANO ONE-INVOICE APPROVED CONVERSIONS



**Price (£)  
exc. VAT**  
**5665.00**

## LUTON BOX BY INGIMEX

Type approved numbers: EC WVTA: e11\*2007/46\*0971\*00

- Available on: L3 H1 F3500/R3500/R4500 Chassis Cab
- 630kg conversion weight for increased payload capacity
- Volume 18cu.m (estimated excluding Luton head)
- Wide lath rear shutter door with slam-shut lock
- Four-tier load restraint system
- One-piece birch plywood load deck

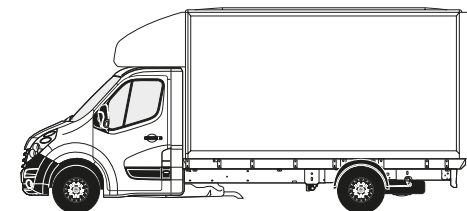
Converter options may be available. Please consult the Converter for further information.

Founded in 1972, Ingimex Limited is the UK's largest manufacturer of light commercial vehicle bodies and the only European light commercial vehicle body manufacturer to fully design, test and manufacture products in house.

Ingimex Limited  
Email: [sales@ingimex.com](mailto:sales@ingimex.com)  
Website: [www.ingimex.com](http://www.ingimex.com)  
Tel: 01952 585833

For further information please use the following website link:

**LUTON BOX BY INGIMEX**



**Price (£)  
exc. VAT**  
**8295.00**

## LUTON BOX WITH TAIL LIFT BY INGIMEX

Type approved numbers: EC WVTA: e11\*2007/46\*0971\*00 (tbc)

- Available on: L3 H1 F3500/R3500/R4500 Chassis Cab
- Ratcliff Palfinger column-type tail lift rated at 500kg
- Volume 18cu.m (estimated excluding Luton head)
- Wide lath rear shutter door with slam-shut lock
- Four-tier load restraint system
- One-piece birch plywood load deck

Converter options may be available. Please consult the Converter for further information.

Founded in 1972, Ingimex Limited is the UK's largest manufacturer of light commercial vehicle bodies and the only European light commercial vehicle body manufacturer to fully design, test and manufacture products in house.

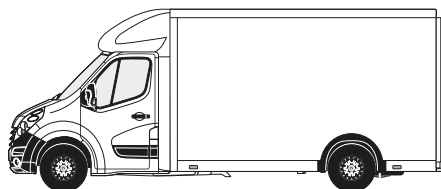
Ingimex Limited  
Email: [sales@ingimex.com](mailto:sales@ingimex.com)  
Website: [www.ingimex.com](http://www.ingimex.com)  
Tel: 01952 585833

For further information please use the following website link:

**LUTON BOX WITH TAIL LIFT BY INGIMEX**

# MOVANO ONE-INVOICE APPROVED CONVERSIONS

---



---

**Price (£)  
exc. VAT**

**8275.00**

---

## **LOW FLOOR LUTON VAN 'KNEEHI' BY TRUCKSMITH**

Type approved numbers: EC WVTA: e11\*2007/46\*0833\*00

- Available on: L3 H1 F3500 Platform Cab
- Payload up to 1295kg
- Volume 18.5cu.m
- Lightweight conversion utilising an anodised aluminium framework and galvanised back frame
- Low loading height
- Four full-length aluminium lashing rails
- 270 degree opening barn doors, with stainless steel fittings and door retainers
- Opalescent roof giving good light to loadspace

---

Requires full-height steel bulkhead factory option.

---

Trucksmith is an owner-managed company, established in 1984, designing and building a range of Commercial Vehicle conversions.

Trucksmith Limited

Email: [sales@trucksmith.co.uk](mailto:sales@trucksmith.co.uk)

Websites: [www.trucksmith.co.uk](http://www.trucksmith.co.uk) or [www.kneehi.co.uk](http://www.kneehi.co.uk)

Tel: 01884 33001

Fax: 01884 33004

---

**For further information please use the following website link:**

**LOW FLOOR LUTON VAN 'KNEEHI' BY TRUCKSMITH**

# MOVANO ACCESSORIES

	Total (exc. VAT)		Total (exc. VAT)
<b>SAFETY</b>		<b>ROOF CARRIER SYSTEM</b>	
Safety pack – first aid kit, warning triangle, hi-visibility vest	£29.00	Base carrier	
First aid kit	£12.00	– H1	£268.00
Warning triangle	£14.00	– H2	£270.00
Hi-visibility vest	£7.00	L1 H1	
		– Aluminium roof rack including roller	£860.00
		– Steel walkway	£257.00
		L1 H2	
		– Aluminium roof rack including roller	£860.00
		– Steel walkway	£257.00
<b>PRACTICAL</b>		L2 H2	
Spare bulb kit	£16.00	– Aluminium roof rack including roller	£970.00
Stretch tow rope – 3 tonne	£28.00	– Steel walkway	£301.00
Smoker Pack	£44.00	L3 H2	
		– Aluminium roof rack including roller	£962.00
		– Steel walkway	£299.00
		L4 H2	
<b>SECURITY</b>		– Aluminium roof rack including roller	£955.00
Steering wheel security bar	£75.00	– Steel walkway	£296.00
Rear window grilles – H1, H2, H3	£132.00	Rhino aluminium roof rack	from £565.00
Side sliding door (offside) window grille		Rhino steel ladder	
– L2, L3, L4	£133.00	– H1	£187.00
Side sliding door (nearside) window grille		– H2	£205.00
– L2, L3, L4	£158.00		
		<b>TOWING</b>	
<b>PROTECTION</b>		Flange tow bar with 13-pin electrics	from £489.00
Carpet front floor mat	£53.00		
Anti-slip mat	£75.00		
Seat covers – standard (all models)	from £143.00		
Seat covers – premium (all models)	£164.00		
Mudflaps – set of four			
– L1/L2	from £150.00		
Rear parking distance sensor (4 sensors)	£202.00		
Rear-view camera	£290.00		

**Please note:**

Prices shown are fully fitted and painted where applicable.

All prices are exclusive of VAT.

It is advisable to ensure your insurance policy is adequate to cover additional fitted accessories.

Prices correct at time of publication.

# CUSTOMER CARE PRICING AND ADDITIONAL INFORMATION

## Vauxhall on-the-road recommended retail prices (RRP)

To eliminate uncertainty about hidden costs incurred when buying a new commercial vehicle, Vauxhall publishes on-the-road prices and these are shown in the pricing tables within this price guide. The prices shown are manufacturer's recommended retail prices (RRP) unless otherwise stated, exclusive of VAT (currently at a rate of 20% which may be payable). These prices include the recommended cost of number plates, delivery to a Vauxhall Retailer of £583.33 (£700.00 including VAT), 12 months' Government Vehicle Excise Duty\* and the DVLA new vehicle first registration fee of £55.00\*.

Please note: The RRP does not include fuel supplied by the Retailer, motor insurance or any other goods or services supplied by agreement between the Retailer and customer.

## Price protection for all Vauxhalls

Order a new Vauxhall for build in the current model year (as confirmed by your Retailer) for delivery no more than three months in advance and the price you are quoted is the price you pay. This is irrespective of any subsequent price rises between placing your order and delivery of your new commercial vehicle, but you must take delivery as soon as the commercial vehicle is available. General Motors UK Limited is not liable for price adjustments caused by Government changes in the rate of VAT (currently 20%), Vehicle Excise Duty, DVLA new vehicle first registration fee or by any other applicable legislation or regulations.

## Vehicle Excise Duty

The amount of Vehicle Excise Duty (road fund licence) payable on new commercial vehicles varies depending on gross vehicle weight (GVW) and European standard emissions compliance, as shown below\*.

Up to 3500kg GVW	£230.00
Over 3500kg GVW	£165.00

\*Correct at time of publication.

## In the event of an accident...

Vauxhall Accident Management helps keep you mobile following an accident. Benefits include vehicle recovery, Vauxhall-approved repairs and contacting your insurer. For more details, visit [vauxhall.co.uk/AccidentManagement](http://vauxhall.co.uk/AccidentManagement)

## Customer Care Commitment

For added peace of mind, Vauxhall has an innovative Customer Care Commitment\*\* that offers the following:

- Three-year vehicle warranty consisting of a one-year/unlimited mileage manufacturer's warranty and a second and third year manufacturer's warranty with a 100,000 miles limitation
- Vauxhall Assistance for 12 months from first registration
- Six years' body panel anti-perforation warranty

\*\* Warranty is only on vehicles sourced from General Motors UK Limited. Terms and conditions apply – please see your Vauxhall Retailer for details.

## Vauxhall Assistance

Vauxhall Assistance is provided automatically with every new Vauxhall Commercial Vehicle for 12 months from first registration and covers everything from accidents, mechanical breakdown to flat tyres. With Vauxhall Assistance help is literally just a free† phone call away, 24 hours a day, 365 days a year!

† Mobile phone users will be charged at their standard tariff.

## Vauxhall Extended Warranty

For complete peace of mind Vauxhall offers an extended warranty that can be purchased on an annual basis following the expiry of the original new vehicle warranty. It covers most mechanical and electrical components. Terms and conditions apply, for further details please contact your local Vauxhall Retailer.

## Protecting the environment

Our products are increasingly winning environmental awards, both through the use of more recycled materials and by becoming cleaner and more efficient. For information on Vauxhall's efforts to achieve an environmentally sustainable future, including information on Design for Recycling, take-back of End-of-Life Vehicles (ELVs), and the recycling of ELVs, see [www.vauxhall.co.uk/recycling](http://www.vauxhall.co.uk/recycling)

## Vauxhall Service Plan

Vauxhall Retailers offer a great service for owners of all Vauxhall vehicles. Value for money, regular offers and free check-ups, combined with the peace of mind that comes from using Vauxhall-trained technicians and genuine parts, help keep your vehicle in peak condition at all times. Every Vauxhall Retailer supports our customer promise:

## We are Vauxhall experts

- Fully Vauxhall-trained technicians
- We use Vauxhall approved diagnostic equipment and specialist tools
- Full access to Vauxhall repair databases and technical centres

## We are transparent

- Our invoicing will clearly set out the work at the price agreed with no hidden extras

## We are never beaten on price

- We will match any written like for like service/repair quote from a local<sup>††</sup> competitor using genuine repair methods and parts

## We are convenient

- Flexible booking times to suit you
- 'One-stop shop' for every type of Vauxhall service
- While you wait facility on stocked tyres, batteries and exhausts
- Free courtesy vehicle or local collection with annual services and warranty work

## We are thorough

- 25 point safety check with any workshop visit
- No obligation advice on essential and non-essential work
- Free check for safety enhancements and upgrades to your vehicle and software
- Free 'Wash and Vac' with every annual service
- Free fitting of wipers and external bulbs with annual services

†† A radius of five miles/20 minutes from your Vauxhall Retailer.

## Premier Van Centres

To maximise mobility and minimise downtime, our dedicated network of over 100 Premier Van Centres is increasing its emphasis on faster turnaround and fewer vehicle days spent off-road. We're your commercial vehicle 'one-stop shop' with all the specialised equipment, tools and training to support your aftersales needs, using only genuine parts fitted by Vauxhall-trained technicians. What's more, we promise convenience, expertise and value:

- Drop in for a diagnosis, no appointment necessary
- While-you-wait repairs where the parts are on-site
- A 25-point vehicle safety check with every workshop visit
- Access to Class 7 MOT facilities
- Onward mobility and a dedicated Premier Van Helpline – call 0800 026 0034



# MOVANO CUSTOMER OFFERS – TERMS AND CONDITIONS

All offers described are available at participating Retailers only on Vauxhall Commercial Vehicles ordered or registered between 19 December 2016 and 3 April 2017. The prices shown are manufacturer's recommended retail prices (RRP) unless otherwise stated, exclusive of VAT. These prices include the recommended cost of number plates, delivery to a Vauxhall Retailer of £583.33 (£700.00 including VAT)\*, 12 months' Government Vehicle Excise Duty and the DVLA new vehicle first registration fee of £55.00\*. Excludes fuel and insurance. Offers may not apply to all Retailer stock and are subject to availability. Vehicles illustrated may be fitted with options and accessories available at extra cost. Restrictions may apply. Please see your local Retailer for full details.

\*Correct at time of publication.

## 4 YEARS' WARRANTY

\*\*4 years' Warranty up to 100,000 miles. Excludes Combi, Minibus and Trabus models. The warranty will expire when the vehicle has reached either 4 years' or when the mileage limit has been exceeded, whichever occurs first. This offer includes Vauxhall's standard Customer Care Commitment of a one-year unlimited mileage manufacturer's warranty and a second and third year manufacturer's warranty with a 100,000 miles limitation. The warranty excludes wear and tear and serviceable items, and the vehicle has to be serviced in accordance with the manufacturer's servicing schedule. Terms and Conditions apply ask Retailer for details. Offer may be used in conjunction with 4 years' Finance Offer, 4 years' Free Servicing and 4 years' Roadside Assistance only. **Eligibility:** Offer only applies to private individuals, Vauxhall Partners, and small businesses (1-24 units purchase only excluding B2B supported units). All other sales categories are excluded. **Availability:** 4 years' Warranty is available at participating Retailers only on all new UK supplied Vauxhall Commercial Vehicles.

## 4 YEARS' ROADSIDE ASSISTANCE

4 years' Roadside Assistance provided by the AA including Roadside Assistance, Home Service, Relay, Onward Mobility and European Assistance. Excludes Combi, Minibus and Trabus models. This offer includes Vauxhall's standard Customer Care Commitment of Vauxhall Assistance for 12 months from first registration. Terms and Conditions apply ask Retailer for details. Offer may be used in conjunction with 4 years' Finance Offer, 4 years' Free Servicing and 4 years' Warranty only. **Eligibility:** Offer only applies to private individuals, Vauxhall Partners, and small businesses (1-24 units purchase only excluding B2B supported units). All other sales categories are excluded. **Availability:** 4 years' Roadside Assistance is available at participating Retailers only on all new UK supplied Vauxhall Commercial Vehicles.

## 4 YEARS' FREE SERVICING

\*\*4 years' scheduled servicing free for up to a total mileage of 100,000 miles. Excludes Combi, Minibus and Trabus models. Offer includes routine service parts and labour, but excludes wear and tear items and other maintenance items not covered under the routine service schedule. Ask Retailer for details. Offer may be used in conjunction with 4 years' Finance Offer, 4 years' Warranty and 4 years' Roadside Assistance only. **Eligibility:** Offer only applies to private individuals, Vauxhall Partners and small businesses (1-24 units purchase only excluding B2B supported units). All other sales categories are excluded. **Availability:** 4 years' Free Servicing is available at participating Retailers only on all new UK supplied Vauxhall Commercial Vehicles.

## 4 YEARS' FINANCE OFFER

†Conditional sale. 4 years' Finance Offer requires minimum 20% deposit of VAT exclusive price. Full VAT must be paid on the whole transaction. Vauxhall Deposit Contribution only available when financed through Vauxhall Finance. Excludes Combi, Minibus and Trabus models. **Eligibility:** Offer only applies to private individuals, Vauxhall Partners and small businesses 1-24 units (purchase only excluding B2B supported units). All other sales categories are excluded. **Availability:** Offer is available at participating Retailers only on new UK supplied Vauxhall Commercial Vehicles. Customer is required to pay the minimum deposit plus the VAT on the total transaction price. **Finance Provider:** Finance provided by Vauxhall Finance, PO Box 6666, CF15 7YT. Finance Offer is subject to status, availability, terms and conditions. Applicants must be aged 18+.

## FOR MORE PRODUCT INFORMATION

For a brochure on any Vauxhall model (up to a maximum of three per caller) or location of your nearest Vauxhall Retailer please call **0345 600 1500**. Alternatively, details can be found on our website at [www.vauxhall.co.uk](http://www.vauxhall.co.uk)

## JOIN US ONLINE:



Every effort has been made to ensure that the contents of this document were accurate and up-to-date at the time of publication – 19 December 2016. The invoice price, including delivery to Retailer, factory-fitted options, accessories fitted by the Retailer and number plates, is subject to VAT. The right is reserved to alter specifications and prices, and withdraw products from sale, without notice. Please note that Vauxhall Retailers are not the agents of General Motors UK Limited and are not authorised to bind General Motors UK Limited by any specific or implied undertaking or representation. It is advisable to ensure that your motor insurance policy provides adequate cover for additional fitted options and accessories. All rights reserved. No part of this publication may be reproduced in any form or by any means, without the prior written permission of General Motors UK Limited.

General Motors UK Limited t/a Vauxhall, Griffin House, UK1-101-135, Osborne Road, Luton, Bedfordshire, LU1 3YT. [www.vauxhall.co.uk](http://www.vauxhall.co.uk)

©2016 General Motors UK Limited

**COMMERCIAL VEHICLES**  
*The Wheels of Business*



**VAUXHALL**