

NEW INSIGNIA

2014 Models Edition 2



Proud Sponsor of Home Nations Football



VX_N_INS_20689

WELCOME TO A LIFETIME OF FORWARD THINKING



VX_BPS_18771

1903 – Forward thinking has been in our nature from the very start. The 6HP, our first ever car, had two forward gears. And no reverse.



VX_BPS_18772

1922 – The Silver Arrow OE 30-98 was capable of speeds of over 100mph, this model was built for shipping magnate Sir Leonard Ropner to race at Brooklands.



VX_BPS_18773

1937 – The Vauxhall 10' H-type, the first British car to have integral construction.



VX_BPS_18774

1957 – The PA Cresta introduced Americana styling to the UK.



VX_BPS_18775

1984 – The MkII Astra introduced class-leading aerodynamic styling that still looks good today. The Formula Vauxhall Lotus ran a modified version of the Astra GTE's 2.0i 16v engine.



VX_BPS_18776

1971 – The formation of Dealer Team Vauxhall (DTV). The track car was the precursor to our enormous success in touring car racing.



VX_BPS_18777

1999 – The Zafira introduced the revolutionary Flex7® seating system inventing the seven-seat compact MPV.



VX_BPS_18780

2012 – Ampera. The first ever Extended-Range Electric Vehicle (E-REV) that redefined electric vehicle innovation leading to it being voted European Car Of The Year 2012.



VX_BPS_18782



VX_BPS_18779

1990 – The Calibra was the world's most aerodynamic production car.



VX_BPS_18781

Scan this QR code with your smartphone for more information on the last 110 years of Vauxhall innovation. Don't forget to download a QR reader from your app store first.



VX_BPS_18778

1989 – The Lotus Carlton was the world's fastest production four-door saloon.

The world was a very different place in 1903 when Vauxhall made its first car. We steered with tillers, not wheels. Six horsepower was considered pretty nippy. And King Edward's face was still on the stamps. But for us, one important thing hasn't changed: we started out with a philosophy of Forward Thinking and, 110 years later, it still motivates everything we do. Who knows what innovations the next 110 years will bring?

The Vauxhall Lifetime Warranty. There's one thing every owner of a new Vauxhall can rely on. We're so confident in Vauxhall quality and reliability that we are now able to offer a lifetime warranty. It's available to the first owner of all our new Vauxhall passenger cars and valid for the lifetime of the vehicle up to a maximum of 100,000 miles. So you've got year after year of carefree driving to look forward to...



Please see back cover for full details of the Vauxhall Lifetime 100,000 mile warranty.

LIFETIME
WARRANTY 100,000 MILE



VX_N_INS_20518

BEAUTIFUL TECHNOLOGY

Familiar yet unmistakably unique, the New Insignia range benefits from all new **driver-focussed technology**. Available in four distinct styles, there's an Insignia model to suit all drivers and budgets. And with innovative new technologies featuring both inside and under the bonnet, each new Insignia displays all the qualities and refinements you come to expect from Vauxhall. New to the range is the Country Tourer. A front-wheel drive or 4X4 with increased ground clearance and altogether tougher appearance.



Contents

The New Insignia	6	Connectivity	18	Comfort and convenience	34	Insignia VXR SuperSport	62
Interiors	8	Safety	20	New Insignia range	36	Colours	64
Driving dynamics	12	Engines and transmissions	26	Wheels and tyres	56	Trims	66
Country Tourer	14	Chassis technology	28	VXR styling	58	Specification	70
Innovative technology	16	Infotainment	30	Accessories	60		



VX_N_INS_20519



WHERE EXPECTATION MEETS REALITY

The New Insignia is the bold successor to the car that attracted over 40 industry awards. Inspired by its predecessor's outstanding credentials, this latest model raises the Insignia driving experience to a whole new level. Subtle yet impactful exterior styling changes together with a world best-in-class drag co-efficient of just Cd0.25* underline the Insignia's aerodynamic impression. Improved driver-focussed technology make the Insignia exceptional to drive, while our new Country Tourer models look at home whether you're tackling city streets or country tracks.

A responsive interface system transforms the way you and the car interact. The optional touch-pad or voice controlled infotainment systems make the interior a modern and interactive environment. And that's just the start. The powerful new tax-efficient engines – including a choice of diesel engines – deliver class-leading CO₂ emissions from as low as 98g/km. Blending power with premium styling both inside and out, these new refinements give the Insignia genuine road presence.

*ecoFLEX hatchback models.



VX_N_INS_20693

EXCELLENCE. THE NEW STANDARD

Quality time begins every time you shut the door.

The Insignia's interior comfortably exceeds all expectations. The fascia trims and seats are carefully tailored and textured in a rich variety of handpicked materials. When it comes to comfort, multi-adjustable ergonomic front seat options provide unparalleled levels of support, while electronic climate control lets you create the perfect climate. The driver-focussed environment is also enhanced by a sweeping instrument panel that flows seamlessly into the door panels, which features our new and intuitive digital information display.





TECHNOLOGY IN A FINER FORM

Connecting you to the world, our sophisticated infotainment systems bring your digital life into your car. Every New Insignia model benefits from Bluetooth® technology (including voice activation), USB connectivity and digital radio. Also new and positioned within the driver's immediate line of vision, the optional digital instrument cluster gives drivers immediate access to all the information they require, simply by glancing at the display.

Upgrade to one of two optional IntelliLink units and you can connect with your car in a whole new way. With the Touch R700 IntelliLink or the Navi 900 IntelliLink with built-in satellite navigation, you can use IntelliLink to select your favourite music and make calls at the touch of the screen or swipe of our first ever in-car touch-pad facility. You can also personalise the home screen – putting you fully in control of your driving and entertainment environment.









ENGINEERED TO MOVE MILES

Supreme efficiency. Maximum performance. Appealing to the heart as well as the head, the new Insignia engines provide a dynamic driving experience without sacrificing fuel economy and tax-efficiency. The new 120PS and 140PS 2.0CDTi ecoFLEX turbo diesel engines epitomise this belief with class-leading CO₂ emissions from just 98g/km for hatchback models. Optional FlexRide, the fully adaptable chassis control system, adapts to the driving situation and allows you to choose from three distinct driving modes. Sport, for a hands-on agile feel; Tour for a softer, more cosseted ride for longer journeys and Normal, which delivers a naturally well-balanced ride.

For business users, New Insignia combines highly competitive Whole Life Costs – comprising excellent mpg figures, lower CO₂ emissions, keen P11D values and low Benefit-in-Kind tax rates – with an impressive range of almost 1200 miles.

Company car drivers can experience New Insignia for themselves via our 3 Day Test Drive programme. Please see back cover for more details.



www.vauxhall3dtd.co.uk

THE END OF THE END OF THE ROAD

When tarmac turns to turf, the 4X4 Country Tourer is ready. Built to tackle both urban and rural environments alike. The increased ground clearance and all-round tough appearance add to the Country Tourer's appeal. The ride and handling are equally impressive thanks to the state-of-the-art electronically controlled 4X4 drivetrain which, combined with an electronic limited-slip differential and the highly responsive FlexRide, offer improved handling and stability in all conditions. Choose between two powerful yet highly efficient turbo-diesel engines. A 2.0CDTi BiTurbo, producing 195PS and 400Nm of torque and a 2.0CDTi with 163PS and up to 350Nm of torque – more than enough to tackle big off-road adventures and long road trips, alike. And for those who love the off-road look but are less inclined to leave the open road, the Country Tourer is now available in a front-wheel drive variant. Powered by the 2.0CDTi (163PS) unit it boasts CO₂ figures as low as 119g/km* and offers lower Benefit-in-Kind advantages too.

*Manual models only.



VX_N_INS_20522



Country Tourer



VX_N_INS_20523

NOTHING LEFT TO CHANCE

The smarter your senses, the smoother your trip. The New Insignia puts the next generation of driver aids and safety systems at your fingertips. Intelligent driver assistance features combined with a dynamic chassis rapidly adapt and respond to assist you in any driving situation. Proactive radar-based safety systems and the innovative front camera system combined with an advanced park assist system alert you to previously hidden or unexpected dangers. Your confidence and awareness will also be boosted by the power and efficiency of the new 120/140PS ecoFLEX diesel engines with CO₂ emissions as low as 98g/km.



CONNECTED BY INTELLIGENCE

Advanced multimedia technologies break down the barriers between car, driver and the digital world. Standard across the Insignia range, improved infotainment systems include a 4.2-inch central colour display, digital radio, Bluetooth® and USB connectivity.

Upgrade to the Touch R700 IntelliLink unit and you can connect to and access content from your smartphone or tablet computer – all displayed on the 8-inch touch-screen colour display. The unit can also be operated via the steering wheel controls or by voice recognition. And as you'd expect from such an advanced system, you can also personalise your display screen with FM or digital radio stations.

With the Navi 900 IntelliLink unit additional features include a highly advanced satellite navigation system. Complete with 3D map visualisation and one-shot voice commands for navigation, phone calls and audio track choice. This upgrade also features an intelligent touch-pad with handwriting recognition facility providing unparalleled functionality and a lane guidance system for added driver and passenger safety. Turn to pages 30-33 for more information.





12:25

VOICE REC

SETTINGS

BACK

MENU

ECO

23

AUTO

SYNC

P

0

MPH

Trip A 818.6 mi
Avg Fuel Econ 58.1 mpg
Avg Speed 25 MPH



0

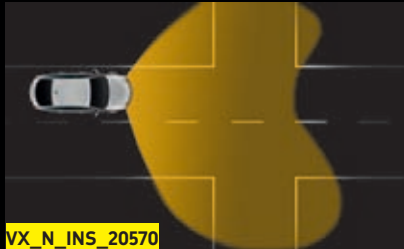
0

HEADLIGHTS WITH FORESIGHT




VX_N_INS_20664

The New Insignia can be equipped with the very latest bi-xenon Adaptive Forward Lighting Plus (AFL+) headlight system as an option. This uses a front-mounted camera, rain sensor and steering angle input to improve visibility and safety by automatically adjusting the strength of your headlights to suit different speeds, manoeuvres, weather conditions and traffic situations.




VX_N_INS_20570

Pedestrian area light. Illuminates potential hazards with a wider spread of light – an extra eight degrees left and right (up to 20mph).




VX_N_INS_20569

Town light. Spreads the beam of light wider and lower. Activated by vehicle speed together with street lighting (20-35mph).




VX_N_INS_20568

Country road light. Wider spread and brighter light than normal low beam. 70-metre range, without dazzle (35-70mph).




VX_N_INS_20567

Motorway light. 140-metre range, higher and brighter than normal low beam, without dazzle (over 60mph).




VX_N_INS_20566

Adverse weather light. Wiper or rain sensor activated for better vision in bad weather conditions (up to 45mph).




VX_N_INS_20565

High beam assist. Automatically switches from high to low beam as it detects vehicles ahead or oncoming. In addition, high beam boosts the range and brightness of your headlights by up to 15% (over 25mph).



VX_N_INS_20564

Dynamic curve light. Activated by steering angle and speed, the headlights swivel up to 15 degrees into the bend (any speed).



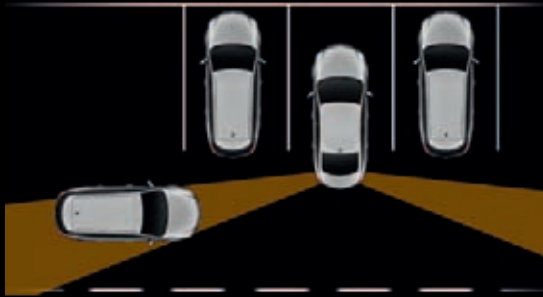
VX_N_INS_20563

Static cornering light. Spreads light 90 degrees to the left or right to help you see better around corners (up to 25mph, also when reversing).

INTELLIGENCE ON BOARD

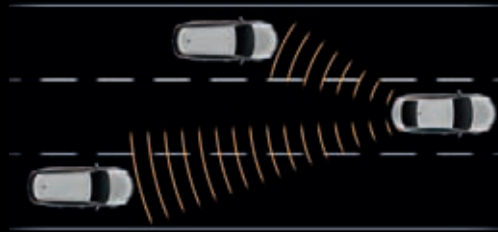
Technology that looks out for you. Modern driving conditions place unique demands on the driver. With this in mind, New Insignia offers a comprehensive array of assistive technology options – designed to keep you fully in control, whatever the situation. Adaptive cruise control with speed limiter function helps maintain a set distance to the car ahead. In addition to the highly praised front camera system, New Insignia breaks fresh ground with three additional radar-based systems: lane change alert, side blind spot alert and rear cross traffic alert. All three systems are available as part of the optional Park and Go Technology Pack.

VX_N_INS_20261



Rear cross traffic alert. As you reverse the car in a tricky parking situation this system detects vehicles approaching from the rear and side of your New Insignia. The car's speakers then emit an audible warning signal on the relevant side of the car while an icon appears on one side of the centre console display.

VX_N_INS_20262



Lane change alert. This new feature monitors the lanes either side of your vehicle. If you indicate to change lanes, a symbol flashes in the appropriate door mirror to warn of any fast-approaching vehicles you may not have seen.

VX_N_INS_20571



Adaptive cruise control with forward collision alert and collision imminent braking. Available in conjunction with front camera system, is an advanced, proactive version of conventional cruise control for preventing bumper-to-bumper collisions in moving traffic. Active above walking speeds, it uses a powerful radar sensor to maintain your chosen distance to the vehicle in front by controlling the accelerator and brakes automatically. On automatic models it can even stop and assist you in pulling away in bumper-to-bumper traffic. The system also incorporates forward collision alert with integrated collision imminent braking. If you approach slower-moving vehicles too fast, the system triggers visual and audible warnings and gently applies the brakes – and makes them more sensitive to increase the strength of your braking.

VX_N_INS_20263



Side blind spot alert. This system helps prevent a potential collision with a vehicle in the lane either side of the car by continuously monitoring both blind spots. If a vehicle enters one of those blind spots, a warning light flashes in the relevant door mirror. If you indicate to change lanes, a warning sound alerts you to the potential danger.



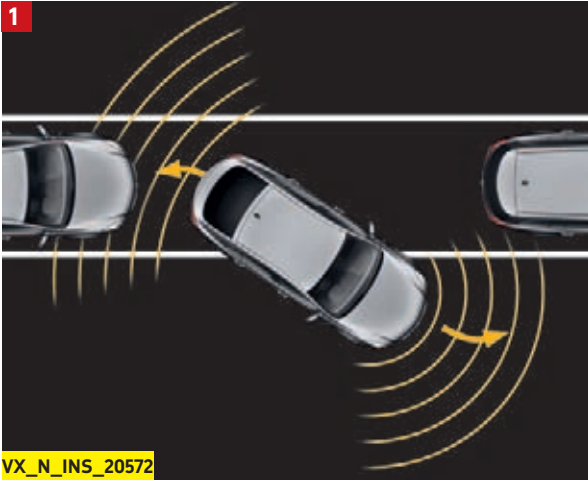
Front camera system

1. Traffic sign recognition. This clever feature makes sure you're constantly made aware of speed limits, even temporary ones. It continually monitors road signs, and gives you a warning if you unintentionally stray over the limit. It can even read and display motorway electronic signs related to speed limits like rain or snow warnings.

Lane departure warning. This system uses the front camera system to recognise lane marking lines. If the vehicle leaves its lane without you signalling, an audible warning sound is given. This helps prevent potential accidents and makes you aware of your concentration levels or tiredness.

Following Distance Indication (FDI) and Forward Collision Alert (FCA). FDI constantly shows the distance (in seconds) to the leading vehicle on the instrument panel, helping you to maintain a safe distance. In addition, FCA (active at speeds above 25mph) warns you visually and audibly if you approach a slower-moving vehicle too closely. All of these features are available as part of the front camera system, optional at extra cost on all New Insignia models.

1



VX_N_INS_20572

2



VX_N_INS_20666

1. Advanced park assist. This clever system will not only detect a suitably sized parking space, but with the help of graphics and acoustic signals it will tell you how far backwards and forwards to drive and even show you how far to turn the wheel. Simply work the accelerator, choose first or reverse gear, and steer. The result, perfect parallel parking every time whilst staying in complete control.

2. Rear-view camera. Mounted above the number plate. The optional rear-view camera provides a clear view of the area behind the car. A high-res display and scaled grid provide a useful point of reference when reversing to make parking easier. Only available in conjunction with the optional Touch R700 and Navi 900 IntelliLink audio systems.

SAFETY FIRST, SECOND AND THIRD

Every New Insignia model is more than capable of protecting you and your family in the event of an emergency. A number of carefully positioned airbags instantly react for your protection. While aids like steering wheel mounted controls and optional advanced park assist proactively help prevent accidents to make driving as comfortable, convenient and safe as possible.



5 stars for safety. The Insignia was awarded the maximum possible NCAP 5-star safety rating. The award takes into account four crucial aspects of overall safety: adult and child protection features such as full airbag coverage or ISOFIX, pedestrian safety and safety assistive technologies.

VX_N_INS_20678



POWER WITHOUT COMPROMISE

Purposeful and extremely efficient. New Insignia engines provide conclusive proof that you can enjoy a dynamic driving experience without sacrificing fuel efficiency and tax performance. Our new 120PS and 140PS 2.0CDTi ecoFLEX turbo diesel engines epitomise this belief. With class-leading CO₂ emissions of just 98g/km for hatchback models – and a Benefit-in-Kind rate of just 15% – these outstanding units deliver rapid acceleration and serious amounts of torque, yet boast a combined

FUEL ECONOMY AND EMISSIONS*

Engines	CO ₂ emissions (g/km) [#]				Fuel economy combined (mpg) [#]				Vehicle range (miles)				Benefit-in-Kind rate (2014/15 tax year)**			
	Hatchback	Saloon	Sports Tourer	Country Tourer	Hatchback	Saloon	Sports Tourer	Country Tourer	Hatchback	Saloon	Sports Tourer	Country Tourer	Hatchback	Saloon	Sports Tourer	Country Tourer
Diesel																
2.0CDTi (120PS) ecoFLEX S/S manual	98	–	104	–	76.3	–	72.4	–	1175	–	1115	–	15%	–	16%	–
2.0CDTi (130PS) manual	119	119	124	–	62.8	62.8	60.1	–	967	967	925	–	19%	19%	20%	–
2.0CDTi (130PS) automatic	139	–	–	–	53.3	–	–	–	820	–	–	–	23%	–	–	–
2.0CDTi (140PS) ecoFLEX S/S manual	98	–	104	–	76.3	–	72.4	–	1175	–	1115	–	15%	–	16%	–
2.0CDTi (163PS) ecoFLEX S/S manual	114	114	119	–	65.7	65.7	62.8	–	1011	1011	967	–	18%	18%	19%	–
2.0CDTi (163PS) FWD ecoFLEX S/S manual	–	–	–	119	–	–	–	62.8	–	–	–	967	–	–	–	19%
2.0CDTi (163PS) automatic	140	140	143	–	53.3	53.3	52.3	–	821	821	805	–	24%	24%	24%	–
2.0CDTi (163PS) FWD automatic	–	–	–	143	–	–	–	52.3	–	–	–	805	–	–	–	24%
2.0CDTi (163PS) 4X4 S/S manual	–	–	–	147	–	–	–	50.4	–	–	–	776	–	–	–	25%
2.0CDTi (163PS) 4X4 automatic	–	–	–	165	–	–	–	45.6	–	–	–	702	–	–	–	29%
2.0CDTi BiTurbo (195PS) S/S manual	125	–	129	–	60.1	–	57.6	–	925	–	887	–	21%	–	21%	–
2.0CDTi BiTurbo (195PS) automatic	149	–	154	–	50.4	–	48.7	–	776	–	750	–	25%	–	26%	–
2.0CDTi BiTurbo (195PS) 4X4 automatic	–	–	–	174	–	–	–	42.8	–	–	–	659	–	–	–	30%
Petrol																
1.8i VVT (140PS) manual	164	–	–	–	40.4	–	–	–	622	–	–	–	25%	–	–	–
1.4i VVT Turbo (140PS) S/S manual	123	–	131	–	54.3	–	50.4	–	836	–	776	–	17%	–	19%	–
1.6i Direct Injection Turbo (170PS) S/S manual	139	–	146	–	47.9	–	45.6	–	737	–	702	–	20%	–	22%	–
1.6i Direct Injection Turbo (170PS) automatic	155	–	159	–	42.8	–	41.5	–	659	–	639	–	24%	–	24%	–
2.0i Direct Injection Turbo (250PS) S/S manual	169	–	174	–	39.2	–	38.2	–	603	–	588	–	26%	–	27%	–
2.0i Direct Injection Turbo (250PS) automatic	186	–	189	–	35.8	–	34.9	–	551	–	537	–	30%	–	30%	–

#Official Government Test Environmental Data. Official EU-regulated test data is provided for comparison purposes and actual performance will depend on driving style, road conditions and other non-technical factors.

*Correct at time of publication.

**Taxation information for guidance only. Please take professional advice on your own tax position.

S/S = Start/Stop. FWD = Front-wheel drive.

–Body style and engine combination not available.

fuel consumption figure of over 76mpg. From a business perspective, New Insignia engines combine highly competitive Whole Life Costs – comprising excellent mpg figures, lower CO₂ emissions, keen P11D values and low Benefit-in-Kind tax rates – with an impressive mileage range of almost 1200 miles. Choice is a key factor, with everything from an exceptional new 1.6 litre Direct Injection Turbo petrol unit producing 170PS and 260Nm of torque to a range of

refined and revised turbo diesels. All models combine flexible performance with outstanding economy and plenty of power in reserve; many models feature our proven Start/Stop system which can help save fuel when you're stuck in traffic. Efficient six-speed transmissions are standard across the range with a choice of manual and automatic units available.






FLUID TORQUE TRANSFER. GRIP LIKE GLUE

New Insignia Country Tourer 4X4 features Adaptive four-wheel drive with FlexRide. Its permanent four-wheel drive system automatically distributes drive from the front to the rear wheels as conditions demand. The result? Maximum traction for smooth, strong acceleration whatever the terrain. Country Tourer 4X4 drivers can choose between two powerful yet highly efficient turbo diesel units: a 2.0CDTi BiTurbo, producing 195PS and 400Nm of torque and a 2.0CDTi with 163PS and up to 350Nm of torque. The combination of permanent four-wheel drive with low end diesel flexibility and an increased ground clearance ensures that this Country Tourer can tackle both urban and country challenges with ease.

1. Electronic Limited Slip Differential (eLSD). Fitted to the rear of all 4X4 Country Tourer models this technology offers even more benefits when pulling away on loose or uneven terrain. By sensing which rear wheel has the most grip, eLSD can transfer more torque to the wheel most able to utilise it. Up to 50% of the rear axle torque can be transferred between the rear wheels, increasing stability and providing more traction when it's needed most.

2. FlexRide Continuous Damping Control. Sport or Tour? The touch of a button changes the whole driving dynamics to taut sporting excitement or relaxed long distance cruising. Using continuous damping control technology, FlexRide automatically adjusts the damper settings in real time. Select Sport mode and the system instantly sharpens the steering response, throttle input and automatic transmission (when fitted) and stiffens the dampers to ensure optimum road contact. In 'Tour' mode, it adjust the damper settings, enhancing the overall ride comfort for smoother, straight-line driving.

As well as on Country Tourer models, the FlexRide system is also standard on all 2.0i Direct Injection Turbo and 2.0CDTi BiTurbo models and optional at extra cost on certain other models.





Country Tourer

x

CONNECT TO WHAT COUNTS

The New Insignia range benefits from our most advanced infotainment options ever. Bluetooth® connectivity, USB port and digital radio are just a few of the features that come as standard on all Insignia models. Ultra modern optional IntelliLink technology gives you fast, effortless and hands-free access to digital entertainment on an 8-inch colour touch-screen.

By upgrading to the Touch R700 IntelliLink* or the Navi 900 IntelliLink** you can connect with your digital life like never before. With each unit it's easy to playback video and audio files via Bluetooth® from your preferred choice of digital media, make and receive calls hands-free and add selected radio stations to the home screen. The Navi 900 IntelliLink (illustrated right), complete with satellite navigation, understands one-shot voice commands and comes with an industry leading touch-pad for a truly interactive experience.



*Optional at extra cost on all models except Tech Line.

** Standard on Tech Line models.



VX_N_INS_20734



VX_N_INS_20679



VX_N_INS_20680



VX_N_INS_20681

1. High quality audio. Standard on all models, the R400 Colour audio unit features a CD player, FM and digital radio for improved sound quality and a wider range of stations. All of which are displayed on the clear and concise 4.2-inch colour screen.

2. Voice recognition. With the Touch R700 IntelliLink you can access all the information you need through touch-screen technology or voice activation. You can choose your music, make calls from your address book and stream audio via Bluetooth®-enabled devices – so you can keep your eyes on the road at all times. When you're not on the move, video playback allows you to watch your favourite videos on the 8-inch colour screen.

3. 4. Navigation made easy. The Navi 900 IntelliLink follows suit but also understands one-shot voice commands for destination input. The standard touch-pad facility responds to the familiar one-, two-, and three-finger swipe movements used on contemporary laptops. Enter or browse destinations by letter using the handwriting recognition facility, or press the back button to access the previous screen.



VX_N_INS_20682

Digital information at your fingertips. The availability of enhanced communications options available on New Insignia provide a seamless link to your business and leisure worlds, creating a truly interactive travelling environment.

THE FOCUS OF ATTENTION

Bespoke instrumentation. Depending which infotainment system you select, you can personalise both the intuitive digital instrument display and the optional IntelliLink screen. Designed to work seamlessly with next-generation in-car hardware like the optional Touch R700 IntelliLink or Navi 900 IntelliLink, personalisation is as easy as picking a new desktop wallpaper. The whole system is compatible with external SD cards and CDs, plus all the widely used portable digital devices via USB, Aux-in or Bluetooth®. iOS, Windows Mobile or Android, smartphone or tablet. If it connects in your home, the chances are it'll connect in your car.*

*The majority of phones, MP3 players and tablets can be connected by either Bluetooth®, USB connection or aux-in. Please note you may need to change your connection method (i.e. from Bluetooth® to USB cable) if you want to access another function on your device. Certain operations with certain devices may require special leads.



VX_N_INS_20444



VX_N_INS_20264

1. 4.2-inch colour driver information display. The standard size screen available in the Insignia range, the 4.2-inch high quality display allows you to view your music files and phone contacts. It's also where you view driver assistance functions including the front camera, radar-based safety systems and satellite navigation too, when fitted.

2. BOSE® sound system. Take your seats in a portable concert hall. The optional 8- or 9-speaker system delivers unprecedented performance, immersing you and your passengers in world-class surround sound. The aural experience is astonishing, front and rear.



VX_N_INS_20244



VX_N_INS_20683

3. 4. 8-inch digital driver instrument display.** With the optional 8-inch digital cluster your instrument display can be configured to view in two distinct modes – Sport or Tour. 'Sport' mode (image 3) displays a traditional needle-style display with vehicle information including trip computer data. The 'Tour' mode (image 4) displays a digital read-out of your speed together with audio data, such as the current track or the radio station that you are listening to. When travelling abroad the display can be changed to km/h. For models fitted with the optional FlexRide system, the display can be synchronised with the driving mode.

**8-inch digital driver instrument display is optional at extra cost on all models in combination with the Touch R700 and Navi 900 IntelliLink infotainment systems.

FREQUENT TRAVEL HAS ITS PRIVILEGES

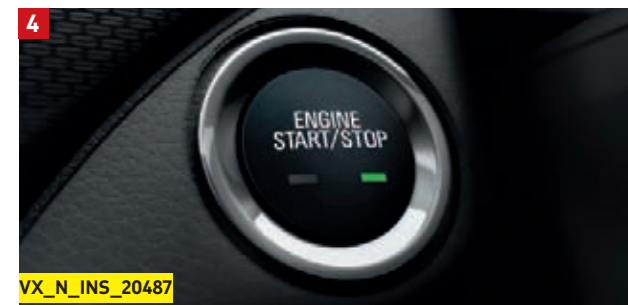
Business or pleasure, the New Insignia caters for both. From an extensive luggage allowance to tailored materials and personalised seat adjustment, every feature has been specifically designed to get you through your day.





1. Driver's ergonomic sports front seat. The New Insignia's orthopaedic sports front driver's seat adjusts to suit the driver's posture, by letting you fine-tune the lumbar cushion separately in four directions, to give your lower back extra support where you need it most. The driver's seat is adjustable in eight different ways and the front seat cushion extends forward to take the load off tired legs on long trips. Standard on Limited Edition, SRi, SRi VX-Line, optional on all other models except Energy (optional Brandy Nappa seats illustrated).

2. High-capacity boot. Every New Insignia has been designed with both style and practicality in mind. The saloon and hatchback can hold an impressive 500 or 530 litres respectively with the rear seats in place while Tourer models offer up to 1530 litres with the rear seats folded.



3. Steering wheel mounted audio controls. Control your multi-media devices and keep your hands where you need them. The steering wheel mounted audio controls not only let you adjust the volume but skip tracks, change radio stations and take or make phone calls using the Bluetooth® facility.

4. Keyless entry and start. The keyless system with key fob recognition and vehicle locking provides added security. Quick and easy, the system increases convenience in day-to-day operation and improves protection against theft.

MEET THE NEW GENERATION

The New Insignia range is our most characterful, efficient and technologically advanced to date. The tax-efficient engines on the Design and Tech Line models will be particularly appreciated by business users as they produce as little as 98g/km of CO₂. It's also the most varied. Choose from saloon, hatchback or Sports Tourer models. A key element of the new range is choice. There are nine trim levels – Design, Energy, Limited Edition, SRi, SRi VX-Line, SE, Tech Line, Elite and Country Tourer – each with its own character and specification.





Insignia SRi

DESIGN

Hatchback/Saloon/Sports Tourer

Standard features include:

- 16-inch alloy wheels (excluding 2.0CDTi (163PS) models)
- 17-inch 7-spoke alloy wheels (2.0CDTi (163PS) models only)
- Digital radio
- Bluetooth® connectivity
- USB connection and aux-in socket
- CD/MP3 CD player/stereo radio
- LED daytime running lights
- Leather-covered steering wheel
- Cruise control • Trip computer
- Electric four-way lumbar adjustment on driver's seat
- Electric height-adjustable driver's seat



- Remote control security alarm
- Remote control central deadlocking
- Electronic climate control
- Automatic lighting control
- Electrically operated front windows
- Electrically adjustable/heated door mirrors
- Reach- and rake-adjustable steering wheel

Diesel Engines	Insurance groups (ABI)
2.0CDTi (120PS) ecoFLEX Start/Stop**	15E
2.0CDTi (130PS)	16E
2.0CDTi (130PS) automatic*	16E
2.0CDTi (140PS) ecoFLEX Start/Stop**	18E
2.0CDTi (163PS) ecoFLEX Start/Stop	20E
2.0CDTi (163PS) automatic**	20E

Petrol Engines	Insurance groups (ABI)
1.8i VVT (140PS)*	14E
1.4i VVT Turbo (140PS) Start/Stop**	15E

*Hatchback models only.

**Hatchback and Sports Tourer models only.



2.0CDTi (163PS) model illustrated features dual-zone climate control, FlexRide, advanced park assist and Carbon Flash two-coat metallic paint, all optional at extra cost.



Company car drivers can experience Insignia Design for themselves via our free 3 Day Test Drive programme. Please see back cover for more details.

ENERGY

Hatchback/Sports Tourer

Features over and above Design include:

- 18-inch 10-twin spoke alloy wheels



VX_N_INS_20448

Diesel Engines	Insurance groups (ABI)
2.0CDTi (120PS) ecoFLEX Start/Stop	16E
2.0CDTi (130PS)	16E
2.0CDTi (130PS) automatic*	16E
2.0CDTi (140PS) ecoFLEX Start/Stop	19E
2.0CDTi (163PS) ecoFLEX Start/Stop	20E
2.0CDTi (163PS) automatic	20E

Petrol Engines	Insurance groups (ABI)
1.8i VVT (140PS)*	15E
1.4i VVT Turbo (140PS) Start/Stop	15E

*Hatchback models only.



Model illustrated features Flip Chip Silver two-coat metallic paint, optional at extra cost.

LIMITED EDITION

Hatchback/Sports Tourer

Features over and above Design include:

- 18-inch bi-colour alloy wheels
- VXR Styling Pack comprising:
 - Body-colour front lower spoiler, side sills, rear lip spoiler (not available on Sports Tourer) and rear lower skirt
- VX-Line leather-covered electrically heated sports steering wheel
- VX-Line leather-covered gear knob (manual models only)
- Driver's ergonomic sports seat with extendable seat cushion
- Sports pedals
- Electrically heated sports front seats
- Front and rear parking distance sensors
- Front fog lights
- High-pressure headlight washers
- Visible single exhaust tailpipe (excluding 1.8i VVT)



VX_N_INS_20536

Diesel Engines**Insurance groups (ABI)**

2.0CDTi (120PS) ecoFLEX Start/Stop	16E
2.0CDTi (130PS)	17E
2.0CDTi (130PS) automatic*	17E
2.0CDTi (140PS) ecoFLEX Start/Stop	19E
2.0CDTi (163PS) ecoFLEX Start/Stop	21E
2.0CDTi (163PS) automatic	21E

Petrol Engines**Insurance groups (ABI)**

1.8i VVT (140PS)*	15E
1.4i VVT Turbo (140PS) Start/Stop	16E

*Hatchback models only.



Model illustrated features Touch R700 IntelliLink infotainment system, FlexRide, advanced park assist and Summit White brilliant paint, all optional at extra cost.

SRI

Hatchback/Saloon/Sports Tourer

Features over and above Design include:

- 17-inch 7-spoke alloy wheels
- Lowered and uprated sports suspension
- Sports pedals
- Leather-covered sports steering wheel
- Driver's ergonomic sports seat with extendable seat cushion
- Visible dual branch exhaust tailpipes (2.0CDTi BiTurbo)
- Front fog lights
- Electrically operated rear windows
- Dark-tinted rear windows
- FlexRide (2.0CDTi BiTurbo)



VX_N_INS_20446

Diesel Engines	Insurance groups (ABI)
2.0CDTi (120PS) ecoFLEX Start/Stop*	15E
2.0CDTi (130PS)*	16E
2.0CDTi (140PS) ecoFLEX Start/Stop*	19E
2.0CDTi (163PS) ecoFLEX Start/Stop	20E
2.0CDTi (163PS) automatic	20E
2.0CDTi BiTurbo (195PS) Start/Stop*	24E

Petrol Engines	Insurance groups (ABI)
1.8i VVT (140PS)**	14E
1.4i VVT Turbo (140PS) Start/Stop*	15E

*Hatchback and Sports Tourer models only.

**Hatchback models only.



Model illustrated features Touch R700 IntelliLink infotainment system, FlexRide, front camera system, Sight and Light Pack and Silver Lake two-coat metallic paint, all optional at extra cost.



Company car drivers can experience Insignia SRi for themselves via our free 3 Day Test Drive programme. Please see back cover for more details.

SRI VX-LINE

Hatchback/Sports Tourer

Features over and above SRI include:

- 19-inch atomic alloy wheels
- VXR Styling Pack comprising:
Body-colour front lower spoiler, side sills,
rear lip spoiler (not available on Sports Tourer)
and rear lower skirt
- VX-Line leather-covered sports steering wheel
- VX-Line leather-covered gear knob
(manual models only)
- Visible single exhaust tailpipe
(excluding 2.0i Direct Injection Turbo/2.0CDTi BiTurbo)
- Visible dual branch exhaust tailpipes
(2.0i Direct Injection Turbo/2.0CDTi BiTurbo)



VX_N_INS_20535

Diesel Engines	Insurance groups (ABI)
2.0CDTi (120PS) ecoFLEX Start/Stop	16E
2.0CDTi (130PS)	16E
2.0CDTi (140PS) ecoFLEX Start/Stop	19E
2.0CDTi (163PS) ecoFLEX Start/Stop	20E
2.0CDTi (163PS) automatic	20E
2.0CDTi BiTurbo (195PS) Start/Stop	24E

Petrol Engines	Insurance groups (ABI)
1.4i VVT Turbo (140PS) Start/Stop	15E
2.0i Direct Injection Turbo (250PS) Start/Stop	26E
2.0i Direct Injection Turbo (250PS) automatic*	26E

*Hatchback models only.



Power Red two-coat solid point model illustrated features Touch R700 IntelliLink infotainment system, Sight and Light Pack, FlexRide, front and rear parking distance sensors, all optional at extra cost.



Company car drivers can experience Insignia SRi VX-Line for themselves via our free 3 Day Test Drive programme. Please see back cover for more details.

SE

Hatchback/Saloon/Sports Tourer

Features over and above Design include:

- 17-inch 7-spoke alloy wheels
- Electrically operated rear windows
- Rain-sensitive windscreen wipers
- Automatic lighting control with tunnel detection
- Anti-dazzle rear-view mirror
- Chrome-effect side window surround



VX_N_INS_20541

Diesel Engines	Insurance groups (ABI)
2.0CDTi (120PS) ecoFLEX Start/Stop*	15E
2.0CDTi (130PS)**	16E
2.0CDTi (140PS) ecoFLEX Start/Stop*	19E
2.0CDTi (163PS) ecoFLEX Start/Stop	20E
2.0CDTi (163PS) automatic*	20E

Petrol Engine	Insurance groups (ABI)
1.4i VVT Turbo (140PS) Start/Stop*	15E

*Hatchback and Sports Tourer models only.

**Hatchback models only.



Model illustrated features Touch R700 IntelliLink Infotainment system, touch-pad controller, dual-zone electronic climate control, FlexRide and Sovereign Silver metallic paint, all optional at extra cost.



Company car drivers can experience Insignia SE for themselves via our free 3 Day Test Drive programme. Please see back cover for more details.

TECH LINE

Hatchback/Sports Tourer

Features over and above Design include:

- Navi 900 IntelliLink sat nav system with touch-screen and touch-pad control
- 17-inch 7-spoke alloy wheels
- Anti-dazzle rear-view mirror
- Automatic lighting control with tunnel detection
- Rain-sensitive windscreen wipers
- Electrically operated rear windows
- Chrome-effect side window surround



Diesel Engines	Insurance groups (ABI)
2.0CDTi (120PS) ecoFLEX Start/Stop	15E
2.0CDTi (140PS) ecoFLEX Start/Stop	19E
2.0CDTi (163PS) ecoFLEX Start/Stop	20E
2.0CDTi (163PS) automatic	20E

Petrol Engine	Insurance groups (ABI)
1.4i VVT Turbo (140PS) Start/Stop	15E



Model illustrated features 8-inch digital instrument cluster, dual-zone electronic climate control, FlexRide and Asteroid Grey two-coat pearlescent paint, all optional at extra cost.



Company car drivers can experience Insignia Tech Line for themselves via our free 3 Day Test Drive programme. Please see back cover for more details.

ELITE

Hatchback/Saloon/Sports Tourer

Features over and above SE include:

- Dual-zone electronic climate control
- 18-inch 10-spoke alloy wheels
- Front and rear parking distance sensors
- Front fog lights
- Intelligent AFL with high-pressure headlight washers
- Leather trim with heated front seats
- Eight-way electrically adjustable driver's seat with memory
- Electric height and lumbar adjustment for front passenger's seat
- FlexRide (2.0i Direct Injection Turbo/2.0CDTi BiTurbo)
- Visible dual branch exhaust tailpipes (2.0i Direct Injection Turbo/2.0CDTi BiTurbo)
- Electrically foldable door mirrors
- Dark-tinted rear windows (Sports Tourer models only)



Diesel Engines	Insurance groups (ABI)	Petrol Engines	Insurance groups (ABI)
2.0CDTi (120PS) ecoFLEX Start/Stop*	16E	1.4i VVT Turbo (140PS) Start/Stop*	15E
2.0CDTi (140PS) ecoFLEX Start/Stop*	19E	1.6i Direct Injection Turbo (170PS) Start/Stop*	20E
2.0CDTi (163PS) ecoFLEX Start/Stop	20E	1.6i Direct Injection Turbo (170PS) automatic*	20E
2.0CDTi (163PS) automatic*	20E	2.0i Direct Injection Turbo (250PS) Start/Stop*	26E
2.0CDTi BiTurbo (195PS) automatic*	24E	2.0i Direct Injection Turbo (250PS) automatic*	26E

* Hatchback and Sports Tourer models only.



Model illustrated features Navi 900 IntelliLink infotainment system, FlexRide, front camera system, advanced park assist, Sport Seats Leather Pack and Emerald Green two-coat pearlescent paint, all optional at extra cost.



Company car drivers can experience Insignia Elite for themselves via our free 3 Day Test Drive programme. Please see back cover for more details.

COUNTRY TOURER

Features over and above SE include:

- Adaptive four-wheel drive (4X4 models only)
- FlexRide
- Increased ground clearance
- 18-inch diamond-cut bi-colour alloy wheels (4X4 models only)
- 18-inch bi-colour alloy wheels (FWD models only)
- Anthracite wheel arch and side sill extensions
- Front and rear bumpers incorporating silver-effect skid plates
- Silver-effect roof rails
- Intelligent AFL with high-pressure headlight washers
- Front fog lights
- Front and rear parking distance sensors



- Visible dual branch exhaust tailpipes (2.0CDTi BiTurbo [195PS])
- Dark-tinted rear windows

Diesel Engines	Insurance groups (ABI)
2.0CDTi (163PS) FWD ecoFLEX Start/Stop	20E
2.0CDTi (163PS) Start/Stop 4X4	20E
2.0CDTi (163PS) FWD automatic	20E
2.0CDTi (163PS) automatic 4X4	20E
2.0CDTi BiTurbo (195PS) automatic 4X4	23E

FWD = Front-wheel drive.



4X4 model illustrated features Touch R700 IntelliLink Infotainment system, dual-zone electronic climate, advanced park assist, adaptive cruise control and Aurum Green two-coat metallic paint, all optional at extra cost.



Company car drivers can experience Insignia Country Tourer for themselves via our free 3 Day Test Drive programme. Please see back cover for more details.

WHEELS AND TYRES

Rounding off. A distinctive set of alloy wheels provide the perfect finish to any model and New Insignia doesn't disappoint. There's a choice of designs for almost every model including 20-inch options on some variants.

STANDARD WHEELS AND TYRES

DESIGN*



VX_N_INS_20220_RRZ

16-inch alloy wheels
215/60 R16 tyres.

DESIGN**/SRI/SE/TECH LINE



VX_N_INS_20221_RSB

17-inch 7-spoke alloy wheels
225/55 R17 tyres.

ENERGY



VX_N_INS_20227_RT4

18-inch 10-twin spoke alloy wheels
245/45 R18 tyres.

LIMITED EDITION/FWD COUNTRY TOURER



VX_N_INS_20228_Q7B

18-inch bi-colour alloy wheels
245/45 R18 tyres.

SRI VX-LINE



VX_N_INS_20230_Q7P

19-inch atomic alloy wheels
245/40 R19 tyres.

ELITE



VX_N_INS_21466_RED

18-inch 10-spoke alloy wheels
245/45 R18 tyres.

4X4 COUNTRY TOURER



VX_N_INS_20533

18-inch bi-colour diamond-cut alloy wheels
235/50 R18 tyres.

Please note: An emergency tyre inflation kit is standard on all New Insignia models in lieu of a spare wheel. A choice of space-saver or full-size 17-inch steel spare wheel and tyre is available on most models as an extra-cost option. Not with VXR Styling Pack or 19-inch or 20-inch alloy wheels.

FWD = Front-wheel drive.

*Not available on 2.0CDTi (163PS) models.

**2.0CDTi (163PS) models only.

†Optional at extra cost.

‡Not available on 2.0CDTi (163PS) 4X4 Country Tourer models.

#Available as part of Plus Pack.

OPTIONAL WHEELS AND TYRES†

DESIGN*



VX_N_INS_20290_RVE

17-inch Structure wheels
225/55 R 17 tyres.

SRI



VX_N_INS_20226_PXR

18-inch 5-twinblade alloy wheels
245/45 R 18 tyres.

LIMITED EDITION



VX_N_INS_20230_Q7P

19-inch atomic alloy wheels
245/40 R 19 tyres.

SRI/SRI VX-LINE/COUNTRY TOURER††



VX_N_INS_20224_WR8

19-inch turbine alloy wheels
245/40 R 19 tyres.

SRI/SRI VX-LINE



VX_N_INS_20222_Q7R

20-inch bi-colour alloy wheels
245/35 R 20 tyres.

DESIGN#/SE#/TECH LINE#



VX_N_INS_20227_RT4

18-inch 10-twin spoke alloy wheels
245/45 R 18 tyres.

ELITE



VX_N_INS_20229_Q7V

19-inch 10-spoke alloy wheels
245/40 R 19 tyres.

ELITE



VX_N_INS_20223_RQ9

20-inch multi-spoke alloy wheels
245/35 R 20 tyres.

1



VX_N_INS_20525

1. VXR Styling Pack. The VXR Styling Pack was specifically designed to complement perfectly the car's design. Body-colour front spoiler, side sills, rear lip spoiler (not Sports Tourer models) and rear lower skirt, plus a visible single or dual-branch exhaust tailpipe(s)* (excluding 1.8i VVT) adds extra presence to an already visually striking car. The Limited Edition and SRi VX-Line models feature the VXR Styling Pack as standard.

VXR STYLING

VXR styling products allow you to connect with the performance and excitement at the heart of the VXR brand. Inspired by those same values, we have created a definitive line-up of VXR styling products that will add a degree of individuality to any New Insignia.

*Depending on engine variant.

Elite model illustrated features Touch R700 IntelliLink, VXR Styling Pack and Summit White brilliant paint, optional at extra cost.

SRi model illustrated features Adaptive Forward Lighting, 20-inch bi-colour alloy wheels, VXR Styling Pack and Summit White brilliant paint, optional at extra cost.



ACCESSORIES

The New Insignia was created to satisfy the most demanding of drivers. Quality, comfort and technical specifications are the best they've ever been. Should you wish to add a touch of individuality to your Insignia, Vauxhall offers an exhaustive range of dedicated accessories to help you do just that.

Whatever your reason to accessorise, there's certain to be a Genuine Vauxhall Accessory with your name on it, ready to be fitted by trained Vauxhall professionals. We've featured here just a small selection of what's available, so please check with your Vauxhall retailer for New Insignia accessory information, or visit our website at www.vauxhall.co.uk/accessories



VX_N_INS_20685



1. Thule bicycle carrier. This sturdy towbar-mounted carrier is easy to attach and takes up to two bikes, with an extension available for a third bike if need be. Tilt it to the side with one hand to access the boot.

2. Thule roof box and base carrier. A wide range of Thule roof boxes are available to fit the base carrier system.

3. Rigid cargo liner. When you have lots of little items to load, this made-to-measure liner is a must. It lets you lift everything in and out in one go, and the edge has a lip which helps keep the loadspace stain-free even if liquids accidentally spill.



4. Privacy shades. Keep the Insignia interior cooler on long trips in hot weather and protect passengers and possessions from prying eyes.

5. Flex Floor. This clever accessory extends the loadspace of the Sports or Country Tourer out over the bumper so you can load heavy objects without leaning forward and potentially straining your back. Simply place up to 120kg of luggage on the extension then push it back into the boot.

NEW INSIGNIA VXR SUPERSPORT

If New Insignia speaks a whole new language. New Insignia VXR SuperSport talks in absolutes.





VXR



1. Oozing with style. New Insignia VXR SuperSport offers maximum comfort in its dynamic sporting interior. Recaro sports front seats, VXR gear knob and floor mats complement the VXR's impressive interior styling and sporting heritage.

2. Take control. Navi 900 IntelliLink lets you take full control of your driving environment. Complete with touch-pad, digital radio and 8-inch digital instrument cluster with G-force meter, everything you need is just a tap or swipe away.

64 | VXR SuperSport

PERFORMANCE TO THRILL PRESENCE TO INSPIRE

Injected with attitude, the New Insignia VXR SuperSport has plenty to say. And there's no doubt that the VXR SuperSport says everything about performance. A 2.8 litre V6 Turbo that develops 325PS and a massive 435Nm of torque. With 0-60mph acceleration in just 5.6 seconds*. And with an unrestricted top speed, the new SuperSport realises this VXR's true performance potential**.

But the Insignia VXR SuperSport is not just about absolute power. But absolute control. An adaptive 4X4 system, electronic Limited Slip Differential (eLSD), HiPerStrut front suspension system and high-performance Brembo brakes put the driver in total command. Because we understand that with power, comes responsibility.

When it comes to identity, New Insignia VXR SuperSport has mass appeal. Available in three distinct models; hatchback, saloon and Sports Tourer, each model has clearly got something to say. For more information just log on to www.vxr.co.uk

*Manual hatchback and saloon models.

**Where permitted. General Motors UK Ltd. does not condone irresponsible driving.





COLOURS

Premium accents. Prestigious colour options – including eye-catching metallic and pearlescent finishes – provide the perfect complement to New Insignia's smart, contemporary lines.



VX_N_INS_20531

SOLID

VX_N_INS_20694



Power Red (two-coat)

VX_N_INS_20695



Royal Blue

BRILLIANT*

VX_N_INS_20696



Summit White

TWO-COAT METALLIC*

VX_N_INS_20697



Carbon Flash

TWO-COAT METALLIC*

VX_N_INS_20698




Flip Chip Silver

VX_N_INS_20699




Aurum Green

VX_N_INS_20700



Silver Lake

VX_N_INS_20701



Sovereign Silver

TWO-COAT PEARLESCENT*

VX_N_INS_20702



Asteroid Grey

VX_N_INS_20703



Macadamia

VX_N_INS_20704



Emerald Green

VX_N_INS_20705



Waterworld

*Optional at extra cost.

Due to the limitations of the printing process, the colours reproduced may vary slightly from the actual paint colour. As a result, they should be used as a guide only. Your Vauxhall retailer has a comprehensive display of our paint samples.

INTERIOR TRIMS

Comfort zone. High quality fabrics – including a choice of leather options – underscore New Insignia's premium status.



VX_N_INS_20240

CLOTH TRIM

BLACK LYRA



VX_N_INS_20724

Design and Energy models.

BLACK QUANTUM



VX_INS_21403

Standard on SE, Tech Line and Country Tourer models.

BLACK RIBBON



VX_N_INS_20726

Sports front seats. Standard on Limited Edition and SRI/SRI VX-Line models. Optional* on Design, SE, Tech Line and Country Tourer models.

LEATHER TRIM

BLACK SIENA



VX_N_INS_20727

Standard on Elite models. Optional* on Design, SE, Tech Line and Country Tourer models.

PERFORATED BLACK SIENA



VX_N_INS_20729

Sports front seats. Optional* on Limited Edition, SRi/SRi VX-Line, Elite and Country Tourer models.

BLACK NAPPA



VX_N_INS_20731

Sports front seats. Optional* on SRi/SRi VX-Line and Elite models.

SADDLE UP SIENA



VX_N_INS_20728

No-cost option on Elite models. Optional* on SE models.

PERFORATED SADDLE UP SIENA



VX_N_INS_20730

Sports front seats. Optional* on Elite models.

BRANDY NAPPA



VX_N_INS_20732

Sports front seats. Optional* on Elite models.

DÉCOR INSERTS

TRIGO COOL



VX_N_INS_20206

Design, Energy and Limited Edition models.

ECHELON COOL



VX_N_INS_20207

SE, Tech Line and Country Tourer plus Elite models with Black Siena/Siena Perforated leather.

DIAMO BLACK



VX_N_INS_20208

SRi/SRi VX-Line models and Elite models with Black or Brandy Nappa.

KIBO WOOD



VX_N_INS_20210

SE and Elite models with Saddle Up Siena/Siena Perforated leather.

*Optional at extra cost.

Due to the limitations of the printing process, the trims reproduced may vary slightly from the actual trim material. As a result they should be used as a guide only.

Performance, fuel economy, emissions and VED rates – hatchback/saloon

	Performance (manufacturer's figures)		Fuel economy mpg (litres/100km)#			CO ₂ emissions (g/km)#	Vehicle Excise Duty* First year rate	Standard rate	Max. towing weights kg with brakes (w/o brakes)
	Maximum speed (mph)	Acceleration 0-62mph (sec)	Urban driving	Extra- urban driving	Combined figure				
Manual gearbox									
1.8i VVT (140PS)	127	11.5	28.8 (9.8)	52.3 (5.4)	40.4 (7.0)	164	£180	£180	1400 (750)
1.4i VVT Turbo (140PS) S/S	127	10.9	41.5 (6.8)	65.7 (4.3)	54.3 (5.2)	123	£0	£110	1250 (730)
1.6i Direct Injection Turbo (170PS) S/S	136	9.2	37.7 (7.5)	56.5 (5.0)	47.9 (5.9)	139	£130	£130	1700 (750)
2.0i Direct Injection Turbo (250PS) S/S	155	7.5	28.0 (10.1)	51.4 (5.5)	39.2 (7.2)	169	£290	£205	1800 (750)
2.8i V6 24v Turbo (325PS) 4X4	168	5.6	17.9 (15.8)	37.2 (7.6)	26.6 (10.6)	249	£860	£485	–
2.0CDTi (120PS) ecoFLEX S/S	121	11.9	62.8 (4.5)	88.3 (3.2)	76.3 (3.7)	98	£0	£0	1700 (750)
2.0CDTi (130PS)	127	11.1	50.4 (5.6)	72.4 (3.9)	62.8 (4.5)	119	£0	£30	1600 (750)
2.0CDTi (140PS) ecoFLEX S/S	127	10.5	62.8 (4.5)	88.3 (3.2)	76.3 (3.7)	98	£0	£0	1700 (750)
2.0CDTi (163PS) ecoFLEX S/S	136	9.5	52.3 (5.4)	76.3 (3.7)	65.7 (4.3)	114	£0	£30	1600 (750)
2.0CDTi BiTurbo (195PS) S/S	142	8.7	48.7 (5.8)	68.9 (4.1)	60.1 (4.7)	125	£0	£110	1700 (750)
Automatic transmission									
1.6i Direct Injection Turbo (170PS)	130	9.9	31.0 (9.1)	54.3 (5.2)	42.8 (6.6)	155	£180	£180	1700 (750)
2.0i Direct Injection Turbo (250PS)	152	7.7	24.8 (11.4)	47.9 (5.9)	35.8 (7.9)	186	£485	£265	1800 (750)
2.8i V6 24v Turbo (325PS) 4X4	165	5.9	17.9 (15.8)	36.2 (7.8)	26.4 (10.7)	251	£860	£485	–
2.0CDTi (130PS)	126	11.2	40.4 (7.0)	65.7 (4.3)	53.3 (5.3)	139	£130	£130	1600 (750)
2.0CDTi (163PS)	130	9.6	39.2 (7.2)	67.3 (4.2)	53.3 (5.3)	140	£130	£130	1600 (750)
2.0CDTi BiTurbo (195PS)	142	8.8	37.2 (7.6)	62.8 (4.5)	50.4 (5.6)	149	£145	£145	1700 (750)

Tyre rating

Tyre size	Fuel efficiency group	Wet grip performance	External noise	
			Measured (dB)	Group
215/60 R 16	E	B	71	
225/55 R 17	B-E	B	71	
235/50 R 18	C	A	71	
245/45 R 18	C-E	B	68-76	
245/40 R 19	E	B	68	
245/35 R 20	F	B	71	
255/35 R 20	E	B	73	

Tyre rating according to EU Regulation 1222/2009

Fuel tank capacity

All models: 70 litres (15.4 gallons)

Comprehensive specifications and technical data is available in the PDF price/specification guide available at www.vauxhall.co.uk under 'Request a brochure'

Performance, fuel economy, emissions and VED rates – Sports Tourer

	Performance (manufacturer's figures)		Fuel economy mpg (litres/100km)#			CO ₂ emissions (g/km)#	Vehicle Excise Duty* First year rate	Standard rate	Max. towing weights kg with brakes (w/o brakes)
	Maximum speed (mph)	Acceleration 0-62mph (sec)	Urban driving	Extra- urban driving	Combined figure				
<i>Manual gearbox</i>									
1.4i VVT Turbo (140PS) S/S	124	11.5	39.8 (7.1)	60.1 (4.7)	50.4 (5.6)	131	£130	£130	1200 (750)
1.6i Direct Injection Turbo (170PS) S/S	133	9.8	36.2 (7.8)	53.3 (5.3)	45.6 (6.2)	146	£145	£145	1700 (750)
2.0i Direct Injection Turbo (250PS) S/S	152	7.8	27.4 (10.3)	48.7 (5.8)	38.2 (7.4)	174	£290	£205	1800 (750)
2.8i V6 24v Turbo (325PS) 4X4	165	5.9	17.7 (16.0)	35.8 (7.9)	25.9 (10.9)	255	£860	£485	-
2.0CDTi (120PS) ecoFLEX S/S	118	12.4	60.1 (4.7)	80.7 (3.5)	72.4 (3.9)	104	£0	£20	1600 (750)
2.0CDTi (130PS)	124	11.6	47.9 (5.9)	70.6 (4.0)	60.1 (4.7)	124	£0	£110	1600 (750)
2.0CDTi (140PS) ecoFLEX S/S	124	10.9	60.1 (4.7)	80.7 (3.5)	72.4 (3.9)	104	£0	£20	1600 (750)
2.0CDTi (163PS) ecoFLEX S/S	133	9.9	50.4 (5.6)	72.4 (3.9)	62.8 (4.5)	119	£0	£30	1600 (750)
2.0CDTi BiTurbo (195PS) S/S	139	8.9	46.3 (6.1)	67.3 (4.2)	57.6 (4.9)	129	£0	£110	1700 (750)
<i>Automatic transmission</i>									
1.6i Direct Injection Turbo (170PS)	127	10.4	31.0 (9.1)	52.3 (5.4)	41.5 (6.8)	159	£180	£180	1700 (750)
2.0i Direct Injection Turbo (250PS)	149	8.0	24.8 (11.4)	46.3 (6.1)	34.9 (8.1)	189	£485	£265	1800 (750)
2.8i V6 24v Turbo (325PS) 4X4	162	6.2	17.2 (16.4)	35.8 (7.9)	25.7 (11.0)	257	£1090	£500	-
2.0CDTi (163PS)	130	10.1	39.2 (7.2)	64.2 (4.4)	52.3 (5.4)	143	£145	£145	1600 (750)
2.0CDTi BiTurbo (195PS)	139	9.0	36.2 (7.8)	60.1 (4.7)	48.7 (5.8)	154	£180	£180	1700 (750)

Performance, fuel economy, emissions and VED rates – Country Tourer

<i>Manual gearbox</i>									
2.0CDTi (163PS) FWD ecoFLEX S/S	133	9.9	50.4 (5.6)	72.4 (3.9)	62.8 (4.5)	119	£0	£30	1600 (700)
2.0CDTi (163PS) 4X4 S/S	127	10.9	40.9 (6.9)	58.9 (4.8)	50.4 (5.6)	147	£145	£145	2100 (750)
<i>Automatic transmission</i>									
2.0CDTi (163PS) FWD	130	10.1	39.2 (7.2)	64.2 (4.4)	52.3 (5.4)	143	£145	£145	1600 (700)
2.0CDTi (163PS) 4X4	124	11.4	33.6 (8.4)	56.5 (5.0)	45.6 (6.2)	165	£180	£180	2000 (750)
2.0CDTi BiTurbo (195PS) 4X4	130	9.9	31.7 (8.9)	53.3 (5.3)	42.8 (6.6)	174	£290	£205	2000 (750)

* = Correct at time of publication. S/S = Start/Stop.

= Official Government Test Environmental Data. Official EU-regulated test data is provided for comparison purposes and actual performance will depend on driving style, road conditions and other non-technical factors.

The **maximum towing weights** are based on the ability of the car, with two occupants of 75kg each, to restart on a 12% gradient, which is approximately 1 in 8.3, at sea level. At altitudes above 1500 metres, the engine output may drop with a corresponding reduction in towing capability. Any extra weight, such as luggage or additional passengers, should be deducted from the maximum towing weight. With a trailer fully loaded, **maximum noseweight** should not exceed 75kg. Always fit Vauxhall towing attachments and accessories available from your Vauxhall retailer. They are designed specifically for Vauxhall models and carry a 12-month guarantee.

Trust Vauxhall

Company Car Driver 3 Day Test Drive



Our free* 3 Day Test Drive programme is open to all Company Car Drivers which allows you to choose any model in the current Vauxhall line-up (excluding Ampera, all VXR models and Commercial Vehicles), with full insurance cover provided, to give you a meaningful length of time to make an informed decision about your next company car.

To book your free* test drive just log on to www.vauxhall3dtd.co.uk or call **0870 240 4848****



Fleet Customer Services

Our dedicated support services for fleet decision makers include factory demonstrators and information on whole life costs, company car taxation and finance.

For further information please call **0870 010 0651**.

E10 Fuel

E10 fuel is cleared for use in all petrol-engined Vauxhall vehicles excluding models with the 2.2 litre direct injection petrol engine (code Z22YH) used in Vectra, Signum and Zafira models. Owners of these vehicles should continue to use regular unleaded or premium unleaded petrol.

Proud Sponsor of Home Nations Football



For more information...

For a brochure on any Vauxhall model (up to a maximum of three per caller) or location of your nearest Vauxhall retailer please call **0845 600 1500**.

Alternatively, details can be found on our website at www.vauxhall.co.uk

Join us online:



Scan this QR code with your smartphone for more information. Don't forget to download a QR reader from your app store first.

Vauxhall Lifetime Warranty

We're so confident in Vauxhall quality and reliability that we are now able to offer a lifetime warranty. Available to the first owner of all new Vauxhall passenger cars, it's valid for the lifetime of the vehicle up to a maximum of 100,000 miles[†]. In addition, our warranty also includes Vauxhall Assistance for 12 months from first registration and six years body panel anti-perforation warranty. Full details of Vauxhall's warranties including terms, conditions and exclusions can be obtained through any authorised Vauxhall retailer or go to: www.vauxhall.co.uk/warranty

LIFETIME
WARRANTY 100,000 MILE

*The free 3 Day Test Drive programme is open to Company Car Drivers and excludes fuel and lubricants, congestion charges, parking and speeding fines and the £250 insurance excess (if applicable). It features a wide selection of models from the Vauxhall range (excluding Ampera, all VXR models and Commercial Vehicles and subject to availability). Drivers must be aged 25 years or over, have held a full driving licence for at least a year and hold a major credit card. You will need to have your driving licence (and proof of identity (i.e. passport) where the driving licence is not a photocard licence) when your car is delivered. While every effort will be made to ensure that at least 3 days are provided for the test drive, this cannot always be guaranteed due to delivery and collection dates and timings. Available for UK Mainland only. Terms and conditions apply. **Telephone lines open Monday-Friday 9.00am to 5.00pm excluding Bank Holidays. Calls may be recorded or monitored for quality and/or training purposes.

[†]Vauxhall Lifetime Warranty covers lifetime ownership of first car owner, 100,000 mile limit, annual check required. The warranty excludes wear and tear and serviceable items and the vehicle must be serviced in accordance with the manufacturer's servicing schedule to continue the lifetime warranty. Terms and conditions apply. Offer available to all Vauxhall passenger cars (this offer does not apply to car-derived vans) from 1st August 2010.

Every effort has been made to ensure that the contents of this publication were accurate and up-to-date at the time of publication (July 2014). Vauxhall vehicles are equipped with components manufactured by various General Motors operating units and outside suppliers. The Company reserves the right to alter specifications and withdraw products from sale without notice. Any such alterations will be notified to Vauxhall retailers at the earliest opportunity, please consult your local retailer for the latest information. The specifications detailed within this brochure are not necessarily applicable to alternative models such as Special Editions. Details of any such models will be contained in specific literature or found on the Vauxhall website. Please note that Vauxhall retailers are not the agents of General Motors UK Limited and are not authorised to bind the Company by any specific or implied undertaking or representation. It is advisable to ensure that your motor insurance policy provides adequate cover for additional fitted options and accessories. Please note accessories shown are for illustrative purposes only. As part of Vauxhall's policy of environmental care, this brochure is printed on paper manufactured using Elemental Chlorine Free pulps from specially farmed, sustainable timber resources. All rights reserved. No part of this publication may be reproduced in any form or by any means, without the prior written permission of General Motors UK Limited.



VAUXHALL